

A New York Times Bestseller

THE GREAT INFLUENZA

The Epic Story of the Deadliest Plague in History



John M. Barry

*author of **Rising Tide***



"Monumental . . . powerfully intelligent . . . not just a masterful narrative but also an authoritative and disturbing morality tale." —Chicago Tribune

THE GREAT INFLUENZA



ALSO BY JOHN M. BARRY

Rising Tide: The Great Mississippi Flood of 1927 and How It Changed America

Power Plays: Politics, Football, and Other Blood Sports

The Transformed Cell: Unlocking the Mysteries of Cancer (with Steven Rosenberg)

The Ambition and the Power: A True Story of Washington

THE GREAT INFLUENZA

The Epic Story of the Deadliest Plague in History

JOHN M. BARRY

VIKING

VIKING

Published by the Penguin Group

Penguin Group (USA) Inc., 375 Hudson Street, New York, New York
10014, U.S.A.

Penguin Books Ltd, 80 Strand, London WC2R 0RL, England

Penguin Books Australia Ltd, 250 Camberwell Road, Camberwell, Victoria
3124, Australia

Penguin Books Canada Ltd, 10 Alcorn Avenue, Toronto, Ontario, Canada
M4V 3B2

Penguin Books India (P) Ltd, 11 Community Centre, Panchsheel Park, New
Delhi – 110 017, India

Penguin Books (N.Z.) Ltd, Cnr Rosedale and Airborne Roads, Albany,
Auckland, New Zealand

Penguin Books (South Africa) (Pty) Ltd, 24 Sturdee Avenue, Rosebank,
Johannesburg 2196, South Africa

Penguin Books Ltd, Registered Offices: 80 Strand, London WC2R 0RL,
England

Copyright © John M. Barry, 2004

All rights reserved

Photograph credits appear on [Back Matter](#).

LIBRARY OF CONGRESS CATALOGING-IN-PUBLICATION DATA

Barry, John M.

The great influenza: the epic story of the deadliest plague in history / John

M. Barry.

p. cm.

Includes bibliographical references.

ISBN: 1-101-20097-9

1. Influenza—History—20th century. I. Title.

RC150.4.B37 2004

614.5'18'09041—dc22 2003057646

Without limiting the rights under copyright reserved above, no part of this
publication may be reproduced, stored in or introduced into a retrieval
system, or transmitted, in any form or by any means (electronic,

mechanical, photocopying, recording or otherwise), without the prior written permission of both the copyright owner and the above publisher of this book.

To my darling Anne
and to the spirit that was Paul Lewis

Contents

PROLOGUE

Part I: THE WARRIORS

CHAPTER ONE

CHAPTER TWO

CHAPTER THREE

CHAPTER FOUR

CHAPTER FIVE

Part II: THE SWARM

CHAPTER SIX

CHAPTER SEVEN

CHAPTER EIGHT

Part III: THE TINDERBOX

CHAPTER NINE

CHAPTER TEN

CHAPTER ELEVEN

CHAPTER TWELVE

CHAPTER THIRTEEN

Part IV: IT BEGINS

CHAPTER FOURTEEN

CHAPTER FIFTEEN

Photographic Insert

CHAPTER SIXTEEN

Part V: EXPLOSION

CHAPTER SEVENTEEN

CHAPTER EIGHTEEN

CHAPTER NINETEEN

Part VI: THE PESTILENCE

CHAPTER TWENTY

CHAPTER TWENTY-ONE

Part VII: THE RACE

CHAPTER TWENTY-TWO

CHAPTER TWENTY-THREE

CHAPTER TWENTY-FOUR

CHAPTER TWENTY-FIVE

Part VIII: THE TOLLING OF THE BELL

CHAPTER TWENTY-SIX

CHAPTER TWENTY-SEVEN

CHAPTER TWENTY-EIGHT

CHAPTER TWENTY-NINE

CHAPTER THIRTY

Part IX: LINGERER

CHAPTER THIRTY-ONE

CHAPTER THIRTY-TWO

CHAPTER THIRTY-THREE

Part X: ENDGAME

CHAPTER THIRTY-FOUR

CHAPTER THIRTY-FIVE

CHAPTER THIRTY-SIX

AFTERWORD

Acknowledgments

Notes

Bibliography.

Photographic Credits

THE GREAT INFLUENZA

PROLOGUE

THE GREAT WAR had brought Paul Lewis into the navy in 1918 as a lieutenant commander, but he never seemed quite at ease when in his uniform. It never seemed to fit quite right, or to sit quite right, and he was often flustered and failed to respond properly when sailors saluted him.

Yet he was every bit a warrior, and he hunted death.

When he found it he confronted it, challenged it, tried to pin it in place like a lepidopterist pinning down a butterfly, so he could then dissect it piece by piece, analyze it, and find a way to confound it. He did so often enough that the risks he took became routine.

Still, death had never appeared to him as it did now, in mid-September 1918. Row after row of men confronted him in the hospital ward, many of them bloody and dying in some new and awful way.

He had been called here to solve a mystery that dumbfounded the clinicians. For Lewis was a scientist. Although a physician he had never practiced on a patient. Instead, a member of the very first generation of American medical scientists, he had spent his life in the laboratory. He had already built an extraordinary career, an international reputation, and he was still young enough to be seen as just coming into his prime.

A decade earlier, working with his mentor at the Rockefeller Institute in New York City, he had proved that a virus caused polio, a discovery still considered a landmark achievement in the history of virology. He had then developed a vaccine that protected monkeys from polio with nearly 100 percent effectiveness.

That and other successes had won him the position of founding head of the Henry Phipps Institute, a research institute associated with the University of Pennsylvania, and in 1917 he had been chosen for the great honor of giving the annual Harvey Lecture. It seemed only the first of many honors that would come his way. Today, the children of two prominent scientists who knew him then and who crossed paths with many Nobel laureates say their fathers each told them that Lewis was the smartest man they had ever met.

The clinicians now looked to him to explain the violent symptoms these sailors presented. The blood that covered so many of them did not come from wounds, at least not from steel or explosives that had torn away limbs. Most of the blood had come from nosebleeds. A few sailors had coughed the blood up. Others had bled from their ears. Some coughed so hard that autopsies would later show they had torn apart abdominal muscles and rib cartilage. And many of the men writhed in agony or delirium; nearly all those able to communicate complained of headache, as if someone were hammering a wedge into their skulls just behind the eyes, and body aches so intense they felt like bones breaking. A few were vomiting. Finally the skin of some of the sailors had turned unusual colors; some showed just a tinge of blue around their lips or fingertips, but a few looked so dark one could not tell easily if they were Caucasian or Negro. They looked almost black.

Only once had Lewis seen a disease that in any way resembled this. Two months earlier, members of the crew of a British ship had been taken by ambulance from a sealed dock to another Philadelphia hospital and placed in isolation. There many of that crew had died. At autopsy their lungs had resembled those of men who had died from poison gas or pneumonic plague, a more virulent form of bubonic plague.

Whatever those crewmen had had, it had not spread. No one else had gotten sick.

But the men in the wards now not only puzzled Lewis. They had to have chilled him with fear also, fear both for himself and for what this disease could do. For whatever was attacking these sailors was not only spreading, it was spreading explosively.

And it was spreading despite a well-planned, concerted effort to contain it. This same disease had erupted ten days earlier at a navy facility in Boston. Lieutenant Commander Milton Rosenau at the Chelsea Naval Hospital there had certainly communicated to Lewis, whom he knew well, about it. Rosenau too was a scientist who had chosen to leave a Harvard professorship for the navy when the United States entered the war, and his textbook on public health was called "The Bible" by both army and navy military doctors.

Philadelphia navy authorities had taken Rosenau's warnings seriously, especially since a detachment of sailors had just arrived from Boston, and

they had made preparations to isolate any ill sailors should an outbreak occur. They had been confident that isolation would control it.

Yet four days after that Boston detachment arrived, nineteen sailors in Philadelphia were hospitalized with what looked like the same disease. Despite their immediate isolation and that of everyone with whom they had had contact, eighty-seven sailors were hospitalized the next day. They and their contacts were again isolated. But two days later, six hundred men were hospitalized with this strange disease. The hospital ran out of empty beds, and hospital staff began falling ill. The navy then began sending hundreds more sick sailors to a civilian hospital. And sailors and civilian workers were moving constantly between the city and navy facilities, as they had in Boston. Meanwhile, personnel from Boston, and now Philadelphia, had been and were being sent throughout the country as well.

That had to chill Lewis, too.

Lewis had visited the first patients, taken blood, urine, and sputum samples, done nasal washings, and swabbed their throats. Then he had come back again to repeat the process of collecting samples and to study the symptoms for any further clues. In his laboratory he and everyone under him poured their energies into growing and identifying whatever pathogen was making the men sick. He needed to find the pathogen. He needed to find the cause of the disease. And even more he needed to make a curative serum or a preventive vaccine.

Lewis loved the laboratory more than he loved anyone or anything. His work space was crammed; it looked like a thicket of icicles—test tubes in racks, stacked petri dishes, pipettes—but it warmed him, gave him as much and perhaps more comfort than did his home and family. But he did not love working like this. The pressure to find an answer did not bother him; much of his polio research had been conducted in the midst of an epidemic so extreme that New York City had required people to obtain passes to travel. What did bother him was the need to abandon good science. To succeed in preparing either a vaccine or serum, he would have to make a series of guesses based on at best inconclusive results, and each guess would have to be right.

He had already made one guess. If he did not yet know precisely what caused the disease, nor how or whether he could prevent it or cure it, he believed he knew what the disease was.

He believed it was influenza, although an influenza unlike any known before.

Lewis was correct. In 1918 an influenza virus emerged—probably in the United States—that would spread around the world, and one of its earliest appearances in lethal form came in Philadelphia. Before that worldwide pandemic faded away in 1920, it would kill more people than any other outbreak of disease in human history. Plague in the 1300s killed a far larger proportion of the population—more than one-quarter of Europe—but in raw numbers influenza killed more than plague then, more than AIDS today.

The lowest estimate of the pandemic's worldwide death toll is twenty-one million, in a world with a population less than one-third today's. That estimate comes from a contemporary study of the disease and newspapers have often cited it since, but it is almost certainly wrong. Epidemiologists today estimate that influenza likely caused at least fifty million deaths worldwide, and possibly as many as one hundred million.

Yet even that number understates the horror of the disease, a horror contained in other data. Normally influenza chiefly kills the elderly and infants, but in the 1918 pandemic roughly half of those who died were young men and women in the prime of their life, in their twenties and thirties. Harvey Cushing, then a brilliant young surgeon who would go on to great fame—and who himself fell desperately ill with influenza and never fully recovered from what was likely a complication—would call these victims “doubly dead in that they died so young.”

One cannot know with certainty, but if the upper estimate of the death toll is true as many as 8 to 10 percent of all young adults then living may have been killed by the virus.

And they died with extraordinary ferocity and speed. Although the influenza pandemic stretched over two years, perhaps two-thirds of the deaths occurred in a period of twenty-four weeks, and more than half of those deaths occurred in even less time, from mid-September to early December 1918. Influenza killed more people in a year than the Black Death of the Middle Ages killed in a century; it killed more people in twenty-four weeks than AIDS has killed in twenty-four years.

The influenza pandemic resembled both of those scourges in other ways also. Like AIDS, it killed those with the most to live for. And as priests had

done in the bubonic plague, in 1918, even in Philadelphia, as modern a city as existed in the world, priests would drive horse-drawn wagons down the streets, calling upon those behind doors shut tight in terror to bring out their dead.

Yet the story of the 1918 influenza virus is not simply one of havoc, death, and desolation, of a society fighting a war against nature superimposed on a war against another human society.

It is also a story of science, of discovery, of how one thinks, and of how one changes the way one thinks, of how amidst near-utter chaos a few men sought the coolness of contemplation, the utter calm that precedes not philosophizing but grim, determined action.

For the influenza pandemic that erupted in 1918 was the first great collision between nature and modern science. It was the first great collision between a natural force and a society that included individuals who refused either to submit to that force or to simply call upon divine intervention to save themselves from it, individuals who instead were determined to confront this force directly, with a developing technology and with their minds.

In the United States, the story is particularly one of a handful of extraordinary people, of whom Paul Lewis is one. These were men and some very few women who, far from being backward, had already developed the fundamental science upon which much of today's medicine is based. They had already developed vaccines and antitoxins and techniques still in use. They had already pushed, in some cases, close to the edge of knowledge today.

In a way, these researchers had spent much of their lives preparing for the confrontation that occurred in 1918 not only in general but, for a few of them at least, quite specifically. In every war in American history so far, disease had killed more soldiers than combat. In many wars throughout history war had spread disease. The leaders of American research had anticipated that a major epidemic of some kind would erupt during the Great War. They had prepared for it as much as it was possible to prepare. Then they waited for it to strike.

The story, however, begins earlier. Before medicine could confront this disease with any promise of effect, it had to become scientific. It had to be revolutionized.

Medicine is not yet and may never be fully a science—the idiosyncrasies, physical and otherwise, of individual patients and doctors may prevent that—but, up to a few decades before World War I, the practice of medicine had remained quite literally almost unchanged from the time of Hippocrates more than two thousand years earlier. Then, in Europe first, medical science changed and, finally, the practice of medicine changed.

But even after European medicine changed, medicine in the United States did not. In research and education especially, American medicine lagged far behind, and that made practice lag as well.

While for decades European medical schools had, for example, required students to have a solid background in chemistry, biology, and other sciences, as late as 1900, it was more difficult to get into a respectable American college than into an American medical school. At least one hundred U.S. medical schools would accept any man—but not woman—willing to pay tuition; at most 20 percent of the schools required even a high school diploma for admission—much less any academic training in science—and only a single medical school required its students to have a college degree. Nor, once students entered, did American schools necessarily make up for any lack of scientific background. Many schools bestowed a medical degree upon students who simply attended lectures and passed examinations; in some, students could fail several courses, never touch a single patient, and still get a medical degree.

Not until late—very late—in the nineteenth century, did a virtual handful of leaders of American medical science begin to plan a revolution that transformed American medicine from the most backward in the developed world into the best in the world.

William James, who was a friend of—and whose son would work for—several of these men, wrote that the collecting of a critical mass of men of genius could make a whole civilization “vibrate and shake.” These men intended to, and would, shake the world.

To do so required not only intelligence and training but real courage, the courage to relinquish all support and all authority. Or perhaps it required only recklessness.

In *Faust*, Goethe wrote,

'Tis writ, "In the beginning was the Word."
I Pause, to wonder what is here inferred.
The Word I cannot set supremely high:
A new translation I will try.
I read, if by the spirit, I am taught,
This sense, "In the beginning was the Thought...."

Upon "the Word" rested authority, stability, and law; "the Thought" roiled and ripped apart and created—without knowledge or concern of what it would create.

Shortly before the Great War began, the men who so wanted to transform American medicine succeeded. They created a system that could produce people capable of thinking in a new way, capable of challenging the natural order. They, together with the first generation of scientists they had trained—Paul Lewis and his few peers—formed a cadre who stood on alert, hoping against but expecting and preparing for the eruption of an epidemic.

When it came, they placed their lives in the path of the disease and applied all their knowledge and powers to defeat it. As it overwhelmed them, they concentrated on constructing the body of knowledge necessary to eventually triumph. For the scientific knowledge that ultimately came out of the influenza pandemic pointed directly—and still points—to much that lies in medicine's future.

Part I

THE WARRIORS

CHAPTER ONE

ON SEPTEMBER 12, 1876, the crowd overflowing the auditorium of Baltimore's Academy of Music was in a mood of hopeful excitement, but excitement without frivolity. Indeed, despite an unusual number of women in attendance, many of them from the uppermost reaches of local society, a reporter noted, "There was no display of dress or fashion." For this occasion had serious purpose. It was to mark the launching of the Johns Hopkins University, an institution whose leaders intended not simply to found a new university but to change all of American education; indeed, they sought considerably more than that. They planned to change the way in which Americans tried to understand and grapple with nature. The keynote speaker, the English scientist Thomas H. Huxley, personified their goals.

The import was not lost on the nation. Many newspapers, including the *New York Times*, had reporters covering this event. After it, they would print Huxley's address in full.

For the nation was then, as it so often has been, at war with itself; in fact it was engaged in different wars simultaneously, each being waged on several fronts, wars that ran along the fault lines of modern America.

One involved expansion and race. In the Dakotas, George Armstrong Custer had just led the Seventh Cavalry to its destruction at the hands of primitive savages resisting encroachment of the white man. The day Huxley spoke, the front page of the *Washington Star* reported that "the hostile Sioux, well fed and well armed" had just carried out "a massacre of miners."

In the South a far more important but equally savage war was being waged as white Democrats sought "redemption" from Reconstruction in anticipation of the presidential election. Throughout the South "rifle clubs," "saber clubs," and "rifle teams" of former Confederates were being organized into infantry and cavalry units. Already accounts of intimidation, beatings, whippings, and murder directed against Republicans and blacks had surfaced. After the murder of three hundred black men in a single Mississippi county, one man, convinced that words from the Democrats'

own mouths would convince the world of their design, pleaded with the *New York Times*, “For God’s sake publish the testimony of the Democrats before the Grand Jury.”

Voting returns had already begun to come in—there was no single national election day—and two months later Democrat Samuel Tilden would win the popular vote by a comfortable margin. But he would never take office as president. Instead the Republican secretary of war would threaten to “force a reversal” of the vote, federal troops with fixed bayonets would patrol Washington, and southerners would talk of reigniting the Civil War. That crisis would ultimately be resolved through an extra-constitutional special committee and a political understanding: Republicans would discard the voting returns of three states—Louisiana, Florida, South Carolina—and seize a single disputed electoral vote in Oregon to keep the presidency in the person of Rutherford B. Hayes. But they also would withdraw all federal troops from the South and cease intervening in southern affairs, leaving the Negroes there to fend for themselves.

The war involving the Hopkins was more muted but no less profound. The outcome would help define one element of the character of the nation: the extent to which the nation would accept or reject modern science and, to a lesser degree, how secular it would become, how godly it would remain.

Precisely at 11:00 A.M., a procession of people advanced upon the stage. First came Daniel Coit Gilman, president of the Hopkins, and on his arm was Huxley. Following in single file came the governor, the mayor, and other notables. As they took their seats the conversations in the audience quickly died away, replaced by expectancy of a kind of declaration of war.

Of medium height and middle age—though he already had iron-gray hair and nearly white whiskers—and possessed of what was described as “a pleasant face,” Huxley did not look the warrior. But he had a warrior’s ruthlessness. His dicta included the pronouncement: “The foundation of morality is to have done, once and for all, with lying.” A brilliant scientist, later president of the Royal Society, he advised investigators, “Sit down before a fact as a little child, be prepared to give up every preconceived notion. Follow humbly wherever and to whatever abysses nature leads, or you shall learn nothing.” He also believed that learning had purpose, stating, “The great end of life is not knowledge but action.”

To act upon the world himself, he became a proselytizer for faith in human reason. By 1876 he had become the world’s foremost advocate of

the theory of evolution and of science itself. Indeed, H. L. Mencken said that “it was he, more than any other man, who worked that great change in human thought which marked the Nineteenth Century.” Now President Gilman gave a brief and simple introduction. Then Professor Huxley began to speak.

Normally he lectured on evolution, but today he was speaking on a subject of even greater magnitude. He was speaking about the process of intellectual inquiry. The Hopkins was to be unlike any other university in America. Aiming almost exclusively at the education of graduate students and the furtherance of science, it was intended by its trustees to rival not Harvard or Yale—neither of them considered worthy of emulation—but the greatest institutions of Europe, and particularly Germany. Perhaps only in the United States, a nation ever in the act of creating itself, could such an institution come into existence both so fully formed in concept and already so renowned, even before the foundation of a single building had been laid.

“His voice was low, clear and distinct,” reported one listener. “The audience paid the closest attention to every word which fell from the lecturer’s lips, occasionally manifesting their approval by applause.” Said another, “Professor Huxley’s method is slow, precise, and clear, and he guards the positions which he takes with astuteness and ability. He does not utter anything in the reckless fashion which conviction sometimes countenances and excuses, but rather with the deliberation that research and close inquiry foster.”

Huxley commended the bold goals of the Hopkins, expounded upon his own theories of education—theories that soon informed those of William James and John Dewey—and extolled the fact that the existence of the Hopkins meant “finally, that neither political nor ecclesiastical sectarianism” would interfere with the pursuit of the truth.

In truth, Huxley’s speech, read a century and a quarter later, seems remarkably tame. Yet Huxley and the entire ceremony left an impression in the country deep enough that Gilman would spend years trying to edge away from it, even while simultaneously trying to fulfill the goals Huxley applauded.

For the ceremony’s most significant word was one not spoken: not a single participant uttered the word “God” or made any reference to the Almighty. This spectacular omission scandalized those who worried about or rejected a mechanistic and necessarily godless view of the universe. And

it came in an era in which American universities had nearly two hundred endowed chairs of theology and fewer than five in medicine, an era in which the president of Drew University had said that, after much study and experience, he had concluded that only ministers of the Gospel should be college professors.

The omission also served as a declaration: the Hopkins would pursue the truth, no matter to what abyss it led.

In no area did the truth threaten so much as in the study of life. In no area did the United States lag behind the rest of the world so much as in its study of the life sciences and medicine. And in that area in particular the influence of the Hopkins would be immense.

By 1918, as America marched into war, the nation had come not only to rely upon the changes wrought largely, though certainly not entirely, by men associated with the Hopkins; the United States Army had mobilized these men into a special force, focused and disciplined, ready to hurl themselves at an enemy.

The two most important questions in science are “What can I know?” and “How can I know it?”

Science and religion in fact part ways over the first question, what each can know. Religion, and to some extent philosophy, believes it can know, or at least address, the question, “Why?”

For most religions the answer to this question ultimately comes down to the way God ordered it. Religion is inherently conservative; even one proposing a new God only creates a new order.

The question “why” is too deep for science. Science instead believes it can only learn “how” something occurs.

The revolution of modern science and especially medical science began as science not only focused on this answer to “What can I know?” but more importantly, changed its method of inquiry, changed its answer to “How can I know it?”

This answer involves not simply academic pursuits; it affects how a society governs itself, its structure, how its citizens live. If a society does set Goethe’s “Word...supremely high,” if it believes that it *knows* the truth and that it need not question its beliefs, then that society is more likely to

enforce rigid decrees, and less likely to change. If it leaves room for doubt about the truth, it is more likely to be free and open.

In the narrower context of science, the answer determines how individuals explore nature—how one does science. And the way one goes about answering a question, one's methodology, matters as much as the question itself. For the method of inquiry underlies knowledge and often determines what one discovers: how one pursues a question often dictates, or at least limits, the answer.

Indeed, methodology matters more than anything else. Methodology subsumes, for example, Thomas Kuhn's well-known theory of how science advances. Kuhn gave the word "paradigm" wide usage by arguing that at any given point in time, a particular paradigm, a kind of perceived truth, dominates the thinking in any science. Others have applied his concept to nonscientific fields as well.

According to Kuhn, the prevailing paradigm tends to freeze progress, indirectly by creating a mental obstacle to creative ideas and directly by, for example, blocking research funds from going to truly new ideas, especially if they conflict with the paradigm. He argues that nonetheless researchers eventually find what he calls "anomalies" that do not fit the paradigm. Each one erodes the foundation of the paradigm, and when enough accrue to undermine it, the paradigm collapses. Scientists then cast about for a new paradigm that explains both the old and new facts.

But the process—and progress—of science is more fluid than Kuhn's concept suggests. It moves more like an amoeba, with soft and ill-defined edges. More importantly, method matters. Kuhn's own theory recognizes that the propelling force behind the movement from one explanation to another comes from the methodology, from what we call the scientific method. But he takes as an axiom that those who ask questions constantly test existing hypotheses. In fact, with a methodology that probes and tests hypotheses—regardless of any paradigm—progress is inevitable. Without such a methodology, progress becomes merely coincidental.

Yet the scientific method has not always been used by those who inquire into nature. Through most of known history, investigators trying to penetrate the natural world, penetrate what we call science, relied upon the mind alone, reason alone. These investigators believed that they could know a thing if their knowledge followed logically from what they

considered a sound premise. In turn they based their premises chiefly on observation.

This commitment to logic coupled with man's ambition to see the entire world in a comprehensive and cohesive way actually imposed blinders on science in general and on medicine in particular. The chief enemy of progress, ironically, became pure reason. And for the bulk of two and a half millennia—twenty-five hundred years—the actual treatment of patients by physicians made almost no progress at all.

One cannot blame religion or superstition for this lack of progress. In the West, beginning at least five hundred years before the birth of Christ, medicine was largely secular. While Hippocratic healers—the various Hippocratic texts were written by different people—did run temples and accept pluralistic explanations for disease, they pushed for material explanations.

Hippocrates himself was born in approximately 460 B.C. *On the Sacred Disease*, one of the more famous Hippocratic texts and one often attributed to him directly, even mocked theories that attributed epilepsy to the intervention of gods. He and his followers advocated precise observation, then theorizing. As the texts stated, “For a theory is a composite memory of things apprehended with sense perception.” “But conclusions which are merely verbal cannot bear fruit.” “I approve of theorizing also if it lays its foundation in incident, and deduces its conclusion in accordance with phenomena.”

But if such an approach sounds like that of a modern investigator, a modern scientist, it lacked two singularly important elements.

First, Hippocrates and his associates merely observed nature. They did not probe it.

This failure to probe nature was to some extent understandable. To dissect a human body then was inconceivable. But the authors of the Hippocratic texts did not test their conclusions and theories. A theory must make a prediction to be useful or scientific—ultimately it must say, *If this, then that*—and testing that prediction is the single most important element of modern methodology. Once that prediction is tested, it must advance another one for testing. It can never stand still.

Those who wrote the Hippocratic texts, however, observed passively and reasoned actively. Their careful observations noted mucus discharges, menstrual bleeding, watery evacuations in dysentery, and they very likely observed blood left to stand, which over time separates into several layers, one nearly clear, one of somewhat yellowy serum, one of darker blood. Based on these observations, they hypothesized that there were four kinds of bodily fluids, or “humours”: blood, phlegm, bile, and black bile. (This terminology survives today in the phrase “humoral immunity,” which refers to elements of the immune system, such as antibodies, that circulate in the blood.)

This hypothesis made sense, comported with observations, and could explain many symptoms. It explained, for example, that coughs were caused by the flow of phlegm to the chest. Observations of people coughing up phlegm certainly supported this conclusion.

In a far broader sense, the hypothesis also conformed to the ways in which the Greeks saw nature: they observed four seasons, four aspects of the environment—cold, hot, wet, and dry—and four elements—earth, air, fire, and water.

Medicine waited six hundred years for the next major advance, for Galen, but Galen did not break from these teachings; he systematized them, perfected them. Galen claimed, “I have done as much for medicine as Trajan did for the Roman Empire when he built the bridges and roads through Italy. It is I, and I alone, who have revealed the true path of medicine. It must be admitted that Hippocrates already staked out this path.... He prepared the way, but I have made it possible.”

Galen did not simply observe passively. He dissected animals and, although he did not perform autopsies on humans, served as a physician to gladiators whose wounds allowed him to see deep beneath the skin. Thus his anatomic knowledge went far beyond that of any known predecessor. But he remained chiefly a theoretician, a logician; he imposed order on the Hippocratic body of work, reconciling conflicts, reasoning so clearly that, if one accepted his premises, his conclusions seemed inevitable. He made the humoral theory perfectly logical, and even elegant. As historian Vivian Nutton notes, he raised the theory to a truly conceptual level, separating the humours from direct correlation with bodily fluids and making them invisible entities “recognizable only by logic.”

Galen's works were translated into Arabic and underlay both Western and Islamic medicine for nearly fifteen hundred years before facing any significant challenge. Like the Hippocratic writers, Galen believed that illness was essentially the result of an imbalance in the body. He also thought that balance could be restored by intervention; a physician thus could treat a disease successfully. If there was a poison in the body, then the poison could be removed by evacuation. Sweating, urinating, defecating, and vomiting were all ways that could restore balance. Such beliefs led physicians to recommend violent laxatives and other purgatives, as well as mustard plasters and other prescriptions that punished the body, that blistered it and theoretically restored balance. And of all the practices of medicine over the centuries, one of the the most enduring—yet least understandable to us today—was a perfectly logical extension of Hippocratic and Galenic thought, and recommended by both.

This practice was bleeding patients. Bleeding was among the most common therapies employed to treat all manner of disorders.

Deep into the nineteenth century, Hippocrates and most of those who followed him also believed that natural processes must not be interfered with. The various kinds of purging were meant to augment and accelerate natural processes, not resist them. Since pus, for example, was routinely seen in all kinds of wounds, pus was seen as a necessary part of healing. Until the late 1800s, physicians routinely would do nothing to avoid the generation of pus, and were reluctant even to drain it. Instead they referred to "laudable pus."

Similarly, Hippocrates scorned surgery as intrusive, as interfering with nature's course; further, he saw it as a purely mechanical skill, beneath the calling of physicians who dealt in a far more intellectual realm. This intellectual arrogance would subsume the attitude of Western physicians for more than two thousand years.

This is not to say that for two thousand years the Hippocratic texts and Galen offered the only theoretical constructs to explain health and disease. Many ideas and theories were advanced about how the body worked, how illness developed. And a rival school of thought gradually developed within the Hippocratic-Galenic tradition that valued experience and empiricism and challenged the purely theoretical.

It is impossible to summarize all these theories in a few sentences, yet nearly all of them did share certain concepts: that health was a state of

equilibrium and balance, and that illness resulted either from an internal imbalance within the body, or from external environmental influences such as an atmospheric miasma, or some combination of both.

But in the early 1500s three men began to challenge at least the methods of medicine. Paracelsus declared he would investigate nature “not by following that which those of old taught, but by our own observation of nature, confirmed by...experiment and by reasoning thereon.”

Vesalius dissected human corpses and concluded that Galen’s findings had come from animals and were deeply flawed. For his acts Vesalius was sentenced to death, although the sentence was commuted.

Fracastorius, an astronomer, mathematician, botanist, and poet, meanwhile hypothesized that diseases had specific causes and that contagion “passes from one thing to another and is originally caused by infection of the imperceptible particle.” One medical historian called his body of work “a peak maybe unequalled by anyone between Hippocrates and Pasteur.”

The contemporaries of these three men included Martin Luther and Copernicus, men who changed the world. In medicine the new ideas of Paracelsus, Vesalius, and Fracastorius did not change the world. In the actual practice of medicine they changed nothing at all.

But the approach they called for did create ripples while the scholasticism of the Middle Ages that stultified nearly all fields of inquiry was beginning to decay. In 1605 Francis Bacon in *Rerum Novarum* attacked the purely deductive reasoning of logic, calling “Aristotle...a mere bond-servant to his logic, thereby rendering it contentious and well nigh useless.” He also complained, “The logic now in use serves rather to fix and give stability to the errors which have their foundation in commonly received notions than to help the search after truth. So it does more harm than good.”

In 1628 Harvey traced the circulation of the blood, arguably perhaps the single greatest achievement of medicine—and certainly the greatest achievement until the late 1800s. And Europe was in intellectual ferment. Half a century later Newton revolutionized physics and mathematics. Newton’s contemporary John Locke, trained as a physician, emphasized the pursuit of knowledge through experience. In 1753 James Lind conducted a pioneering controlled experiment among British sailors and demonstrated that scurvy could be prevented by eating limes—ever since, the British have been called “limeys.” David Hume, after this demonstration and following

Locke, led a movement of “empiricism.” His contemporary John Hunter made a brilliant scientific study of surgery, elevating it from a barber’s craft. Hunter also performed model scientific experiments, including some on himself—as when he infected himself with pus from a gonorrheal case to prove a hypothesis.

Then in 1798 Edward Jenner, a student of Hunter’s—Hunter had told him “Don’t think. Try.”—published his work. As a young medical student Jenner had heard a milkmaid say, “I cannot take the smallpox because I have had cowpox.” The cowpox virus resembles smallpox so closely that exposure to cowpox gives immunity to smallpox. But cowpox itself only rarely develops into a serious disease. (The virus that causes cowpox is called “vaccinia,” taking its name from vaccination.)

Jenner’s work with cowpox was a landmark, but not because he was the first to immunize people against smallpox. In China, India, and Persia, different techniques had long since been developed to expose children to smallpox and make them immune, and in Europe at least as early as the 1500s laypeople—not physicians—took material from a pustule of those with a mild case of smallpox and scratched it into the skin of those who had not yet caught the disease. Most people infected this way developed mild cases and became immune. In 1721 in Massachusetts, Cotton Mather took the advice of an African slave, tried this technique, and staved off a lethal epidemic. But “variolation” could kill. Vaccinating with cowpox was far safer than variolation.

From a scientific standpoint, however, Jenner’s most important contribution was his rigorous methodology. Of his finding he said, “I placed it upon a rock where I knew it would be immoveable before I invited the public to take a look at it.”

But ideas die hard. Even as Jenner was conducting his experiments, despite the vast increase in knowledge of the body derived from Harvey and Hunter, medical practice had barely changed. And many, if not most, physicians who thought deeply about medicine still saw it in terms of logic and observation alone.

In Philadelphia, twenty-two hundred years after Hippocrates and sixteen hundred years after Galen, Benjamin Rush, a pioneer in his views on mental illness, a signer of the Declaration of Independence, and America’s most prominent physician, still applied logic and observation alone to build “a

more simple and consistent system of medicine than the world had yet seen.”

In 1796 he advanced a hypothesis as logical and elegant, he believed, as Newtonian physics. Observing that all fevers were associated with flushed skin, he concluded that this was caused by distended capillaries and reasoned that the proximate cause of fever must be abnormal “convulsive action” in these vessels. He took this a step further and concluded that *all* fevers resulted from disturbance of capillaries, and, since the capillaries were part of the circulatory system, he concluded that a hypertension of the entire circulatory system was involved. Rush proposed to reduce this convulsive action by “depletion,” i.e., venesection—bleeding. It made perfect sense.

He was one of the most aggressive of the advocates of “heroic medicine.” The heroism, of course, was found in the patient. In the early 1800s praise for his theories was heard throughout Europe, and one London physician said Rush united “in an almost unprecedented degree, sagacity and judgment.”

A reminder of the medical establishment’s acceptance of bleeding exists today in the name of the British journal *The Lancet*, one of the leading medical journals in the world. A lancet was the instrument physicians used to cut into a patient’s vein.

But if the first failing of medicine, a failing that endured virtually unchallenged for two millennia and then only gradually eroded over the next three centuries, was that it did not probe nature through experiments, that it simply observed and reasoned from observation to a conclusion, that failing was—finally—about to be corrected.

What can I know? How can I know it?

If reason alone could solve mathematical problems, if Newton could think his way through physics, then why could not man reason out the ways in which the body worked? Why did reason alone fail so utterly in medicine?

One explanation is that Hippocratic and Galenic theory did offer a system of therapeutics that seemed to produce the desired effect. They seemed to work. So the Hippocratic-Galenic model lasted so long not only

because of its logical consistency, but because its therapies seemed to have effect.

Indeed, bleeding—today called “phlebotomy”—can actually help in some rare diseases, such as polycythemia, a rare genetic disorder that causes people to make too much blood, or hemochromatosis, when the blood carries too much iron. And in far more common cases of acute pulmonary edema, when the lungs fill with fluid, it could relieve immediate symptoms and is still sometimes tried. For example, in congestive heart failure excess fluid in the lungs can make victims extremely uncomfortable and, ultimately, kill them if the heart cannot pump the fluid out. When people suffering from these conditions were bled, they may well have been helped. This reinforced theory.

Even when physicians observed that bleeding weakened the patient, that weakening could still seem positive. If a patient was flushed with a fever, it followed logically that if bleeding alleviated those symptoms—making the patient pale—it was a good thing. If it made the patient pale it worked.

Finally, a euphoric feeling sometimes accompanies blood loss. This too reinforced theory. So bleeding both made logical sense in the Hippocratic and Galenic systems and sometimes gave physicians and patients positive reinforcement.

Other therapies also did what they were designed to do—in a sense. As late as the nineteenth century—until well after the Civil War in the United States—most physicians and patients still saw the body only as an interdependent whole, still saw a specific symptom as a result of an imbalance or disequilibrium in the entire body, still saw illness chiefly as something within and generated by the body itself. As the historian Charles Rosenberg has pointed out, even smallpox, despite its known clinical course and the fact that vaccination prevented it, was still seen as a manifestation of a systemic ill. And medical traditions outside the Hippocratic-Galenic model—from the “subluxations” of chiropractic to the “yin and yang” of Chinese medicine—have also tended to see disease as a result of imbalance within the body.

Physicians and patients wanted therapies to augment and accelerate, not block, the natural course of disease, the natural healing process. The state of the body could be altered by prescribing such toxic substances as mercury, arsenic, antimony, and iodine. Therapies designed to blister the body did so. Therapies designed to produce sweating or vomiting did so. One doctor, for

example, when confronted with a case of pleurisy, gave camphor and recorded that the case was “suddenly relieved by profuse perspiration.” His intervention, he believed, had cured.

Yet a patient’s improvement, of course, does not prove that a therapy works. For example, the 1889 edition of the *Merck Manual of Medical Information* recommended one hundred treatments for bronchitis, each one with its fervent believers, yet the current editor of the manual recognizes that “none of them worked.” The manual also recommended, among other things, champagne, strychnine, and nitroglycerin for seasickness.

And when a therapy clearly did not work, the intricacies—and intimacies—of the doctor-patient relationship also came into play, injecting emotion into the equation. One truth has not changed from the time of Hippocrates until today: when faced with desperate patients, doctors often do not have the heart—or, more accurately, they have too much heart—to do nothing. And so a doctor, as desperate as the patient, may try anything, including things he or she knows will not work as long as they will not harm. At the least, the patient will get some solace.

One cancer specialist concedes, “I do virtually the same thing myself. If I’m treating a teary, desperate patient, I will try low-dose alpha interferon, even though I do not believe it has ever cured a single person. It doesn’t have side effects, and it gives the patient hope.”

Cancer provides other examples as well. No truly scientific evidence shows that echinacea has any effect on cancer, yet it is widely prescribed in Germany today for terminal cancer patients. Japanese physicians routinely prescribe placebos in treatment. Steven Rosenberg, a National Cancer Institute scientist who was the first person to stimulate the immune system to cure cancer and who led the team that performed the first human gene therapy experiments, points out that for years chemotherapy was recommended to virtually all victims of pancreatic cancer even though not a single chemotherapy regimen had ever been shown to prolong their lives for one day. (At this writing, investigators have just demonstrated that gemcitabine can extend median life expectancy by one to two months, but it is highly toxic.)

Another explanation for the failure of logic and observation alone to advance medicine is that unlike, say, physics, which uses a form of logic—

mathematics—as its natural language, biology does not lend itself to logic. Leo Szilard, a prominent physicist, made this point when he complained that after switching from physics to biology he never had a peaceful bath again. As a physicist he would soak in the warmth of a bathtub and contemplate a problem, turn it in his mind, reason his way through it. But once he became a biologist, he constantly had to climb out of the bathtub to look up a fact.

In fact, biology is chaos. Biological systems are the product not of logic but of evolution, an inelegant process. Life does not choose the logically best design to meet a new situation. It adapts what already exists. Much of the human genome includes genes which are “conserved” i.e., which are essentially the same as those in much simpler species. Evolution has built upon what already exists.

The result, unlike the clean straight lines of logic, is often irregular, messy. An analogy might be building an energy efficient farmhouse. If one starts from scratch, logic would impel the use of certain building materials, the design of windows and doors with kilowatt hours in mind, perhaps the inclusion of solar panels on the roof, and so on. But if one wants to make an eighteenth-century farmhouse energy efficient, one adapts it as well as possible. One proceeds logically, doing things that make good sense given what one starts with, given the existing farmhouse. One seals and caulks and insulates and puts in a new furnace or heat pump. The old farmhouse will be—maybe—the best one could do given where one started, but it will be irregular; in window size, in ceiling height, in building materials, it will bear little resemblance to a new farmhouse designed from scratch for maximum energy efficiency.

For logic to be of use in biology, one has to apply it from a given starting point, using the then-extant rules of the game. Hence Szilard had to climb out of the bathtub to look up a fact.

Ultimately, then, logic and observation failed to penetrate the workings of the body not because of the power of the Hippocratic hypothesis, the Hippocratic paradigm. Logic and observation failed because neither one tested the hypothesis rigorously.

Once investigators began to apply something akin to the modern scientific method, the old hypothesis collapsed.

By 1800 enormous advances had been made in other sciences, beginning centuries earlier with a revolution in the use of quantitative measurement. Bacon and Descartes, although opposites in their views of the usefulness of pure logic, had both provided a philosophical framework for new ways of seeing the natural world. Newton had in a way bridged their differences, advancing mathematics through logic while relying upon experiment and observation for confirmation. Joseph Priestley, Henry Cavendish, and Antoine-Laurent Lavoisier created modern chemistry and penetrated the natural world. Particularly important for biology was Lavoisier's decoding of the chemistry of combustion and use of those insights to uncover the chemical processes of respiration, of breathing.

Still, all these advances notwithstanding, in 1800 Hippocrates and Galen would have recognized and largely agreed with most medical practice. In 1800 medicine remained what one historian called "the withered arm of science."

In the nineteenth century that finally began to change—and with extraordinary rapidity. Perhaps the greatest break came with the French Revolution, when the new French government established what came to be called "the Paris clinical school." One leader of the movement was Xavier Bichat, who dissected organs, found them composed of discrete types of material often found in layers, and called them "tissues" another was René Laennec, inventor of the stethoscope.

Meanwhile, medicine began to make use of other objective measurements and mathematics. This too was new. Hippocratic writings had stated that the physician's senses mattered far more than any objective measurement, so despite medicine's use of logic, physicians had always avoided applying mathematics to the study of the body or disease. In the 1820s, two hundred years *after* the discovery of thermometers, French clinicians began using them. Clinicians also began taking advantage of methods discovered in the 1700s to measure the pulse and blood pressure precisely.

By then in Paris Pierre Louis had taken an even more significant step. In the hospitals, where hundreds of charity cases awaited help, using the most basic mathematical analysis—nothing more than arithmetic—he correlated the different treatments patients received for the same disease with the results. For the first time in history, a physician was creating a reliable and systematic database. Physicians could have done this earlier. To do so

required neither microscopes nor technological prowess; it required only taking careful notes.

Yet the real point at which modern medicine diverged from the classic was in the studies of pathological anatomy by Louis and others. Louis not only correlated treatments with results to reach a conclusion about a treatment's efficacy (he rejected bleeding patients as a useless therapy), he and others also used autopsies to correlate the condition of organs with symptoms. He and others dissected organs, compared diseased organs to healthy ones, learned their functions in intimate detail.

What he found was astounding, and compelling, and helped lead to a new conception of disease as something with an identity of its own, an objective existence. In the 1600s Thomas Sydenham had begun classifying diseases, but Sydenham and most of his followers continued to see disease as a result of imbalances, consistent with Hippocrates and Galen. Now a new "nosology," a new classification and listing of disease, began to evolve.

Disease began to be seen as something that invaded solid parts of the body, as an independent entity, instead of being a derangement of the blood. This was a fundamental first step in what would become a revolution.

Louis's influence and that of what became known as "the numerical system" could not be overstated. These advances—the stethoscope, laryngoscope, ophthalmoscope, the measurements of temperature and blood pressure, the study of parts of the body—all created distance between the doctor and the patient, as well as between patient and disease; they objectified humanity. Even though no less a personage than Michel Foucault condemned this Parisian movement as the first to turn the human body into an object, these steps had to come to make progress in medicine.

But the movement was condemned by contemporaries also. Complained one typical critic, "The practice of medicine according to this view is entirely empirical, is shorn of all rational induction, and takes a position among the lower grades of experimental observations and fragmentary facts."

Criticism notwithstanding, the numerical system began winning converts after converts. In England in the 1840s and 1850s, John Snow began applying mathematics in a new way: as an epidemiologist. He had made meticulous observations of the patterns of a cholera outbreak, noting who got sick and who did not, where the sick lived and how they lived, where

the healthy lived and how they lived. He tracked the disease down to a contaminated well in London. He concluded that contaminated water caused the disease. It was brilliant detective work, brilliant epidemiology. William Budd borrowed Snow's methodology and promptly applied it to the study of typhoid.

Snow and Budd needed no scientific knowledge, no laboratory findings, to reach their conclusions. And they did so in the 1850s, before the development of the germ theory of disease. Like Louis's study that proved that bleeding was worse than useless in nearly all circumstances, their work could have been conducted a century earlier or ten centuries earlier. But their work reflected a new way of looking at the world, a new way of seeking explanations, a new methodology, a new use of mathematics as an analytical tool.*

At the same time, medicine was advancing by borrowing from other sciences. Insights from physics allowed investigators to trace electrical impulses through nerve fibers. Chemists were breaking down the cell into its components. And when investigators began using a magnificent new tool—the microscope equipped with new achromatic lenses, which came into use in the 1830s—an even wider universe began to open.

In this universe Germans took the lead, partly because fewer French than Germans chose to use microscopes and partly because French physicians in the middle of the nineteenth century were generally less aggressive in experimenting, in creating controlled conditions to probe and even manipulate nature. (It was no coincidence that the French giants Pasteur and Claude Bernard, who did conduct experiments, were not on the faculty of any medical school. Echoing Hunter's advice to Jenner, Bernard, a physiologist, told one American student, "Why think? Exhaustively experiment, then think.")

In Germany, meanwhile, Rudolf Virchow—both he and Bernard received their medical degrees in 1843—was creating the field of cellular pathology, the idea that disease began at the cellular level. And in Germany great laboratories were being established around brilliant scientists who, more than elsewhere, did actively probe nature with experiments. Jacob Henle, the first scientist to formulate the modern germ theory, echoed

Francis Bacon when he said, “Nature answers only when she is questioned.”

And in France, Pasteur was writing, “I am on the edge of mysteries and the veil is getting thinner and thinner.”

Never had there been a time so exciting in medicine. A universe was opening.

Still, with the exception of the findings on cholera and typhoid—and even these won only slow acceptance—little of this new scientific knowledge could be translated into curing or preventing disease. And much that was being discovered was not understood. In 1868, for example, a Swiss investigator isolated deoxyribonucleic acid, DNA, from a cell’s nucleus, but he had no idea of its function. Not until three-quarters of a century later, at the conclusion of some research directly related to the 1918 influenza pandemic, did anyone even speculate, much less demonstrate, that DNA carried genetic information.

So the advances of science actually, and ironically, led to “therapeutic nihilism.” Physicians became disenchanted with traditional treatments, but they had nothing with which to replace them. In response to the findings of Louis and others, in 1835 Harvard’s Jacob Bigelow had argued in a major address that in “the unbiased opinion of most medical men of sound judgment and long experience...the amount of death and disaster in the world would be less, if all disease were left to itself.”

His address had impact. It also expressed the chaos into which medicine was being thrown and the frustration of its practitioners. Physicians were abandoning the approaches of just a few years earlier and, less certain of the usefulness of a therapy, were becoming far less interventionist. In Philadelphia in the early 1800s Rush had called for wholesale blood-letting and was widely applauded. In 1862 in Philadelphia a study found that, out of 9,502 cases, physicians had cut a vein “in one instance only.”

Laymen as well were losing faith in and becoming reluctant to submit to the tortures of heroic medicine. And since the new knowledge developing in traditional medicine had not yet developed new therapies, rival ideas of disease and treatment began to emerge. Some of these theories were pseudoscience, and some owed as little to science as did a religious sect.

This chaos was by no means limited to America. Typical was Samuel Hahnemann, who developed homeopathy in Germany, publishing his ideas in 1810, just before German science began to emerge as the dominant force

on the Continent. But nowhere did individuals feel freer to question authority than in America. And nowhere was the chaos greater.

Samuel Thomson, founder of a movement bearing his name that spread widely before the Civil War, argued that medicine was simple enough to be comprehended by everyone, so anyone could act as a physician. “May the time soon come when men and women will become their own priests, physicians, and lawyers—when self-government, equal rights and moral philosophy will take the place of all popular crafts of every description,” argued his movement’s publication. His system used “botanic” therapeutics, and he charged, “False theory and hypothesis constitute nearly the whole art of physic.”

Thomsonism was the most popular layman’s medical movement but hardly the only one. Dozens of what can only be called sects arose across the countryside. A Thomsonian rhyme summed up the attitude: “The nest of college-birds are three, / *Law, Physic and Divinity*; / And while these three remain combined, / They keep the world oppressed and blind / ...Now is the time to be set free, / From priests’ and Doctors’ slavery.”

As these ideas spread, as traditional physicians failed to demonstrate the ability to cure anyone, as democratic emotions and anti-elitism swept the nation with Andrew Jackson, American medicine became as wild and democratic as the frontier. In the 1700s Britain had relaxed licensing standards for physicians. Now several state legislatures did away with the licensing of physicians entirely. Why should there be any licensing requirements? Did physicians know anything? Could they *heal* anyone? Wrote one commentator in 1846, “There is not a greater aristocratic monopoly in existence, than this of regular medicine—neither is there a greater humbug.” In England the title “Professor” was reserved for those who held university chairs, and, even after John Hunter brought science to surgery, surgeons often went by “Mister.” In America the titles “Professor” and “Doctor” went to anyone who claimed them. As late as 1900, forty-one states licensed pharmacists, thirty-five licensed dentists, and only thirty-four licensed physicians. A typical medical journal article in 1858 asked, “To What Cause Are We to Attribute the Diminished Respectability of the Medical Profession in the Esteem of the American Public?”

By the Civil War, American medicine had begun to inch forward, but only inch. The brightest lights involved surgery. The development of anesthesia, first demonstrated in 1846 at Massachusetts General Hospital,

helped dramatically, and, just as Galen's experience with gladiators taught him much anatomy, American surgeons learned enough from the war to put them a step ahead of Europeans.

In the case of infectious and other disease, however, physicians continued to attack the body with mustard plasters that blistered the body, along with arsenic, mercury, and other poisons. Too many physicians continued their adherence to grand philosophical systems, and the Civil War showed how little the French influence had yet penetrated American medicine. European medical schools taught the use of thermometers, stethoscopes, and ophthalmoscopes, but Americans rarely used them and the largest Union army had only half a dozen thermometers. Americans still relieved pain by applying opiate powders on a wound, instead of injecting opium with syringes. And when Union Surgeon General William Hammond banned some of the violent purgatives, he was both court-martialed and condemned by the American Medical Association.

After the Civil War, America continued to churn out prophets of new, simple, complete, and self-contained systems of healing, two of which, chiropractic and Christian Science, survive today. (Evidence does suggest that spinal manipulation can relieve musculoskeletal conditions, but no evidence supports chiropractic claims that disease is caused by misalignment of vertebrae.)

Medicine had discovered drugs—such as quinine, digitalis, and opium—that provided benefits, but, as one historian has shown, they were routinely prescribed indiscriminately, for their overall effect on the body, not for a specific purpose; even quinine was prescribed generally, not to treat malaria. Hence Oliver Wendell Holmes, the physician father of the Supreme Court justice, was not much overstating when he declared, “I firmly believe that if the whole materia medica, as now used, could be sunk to the bottom of the sea, it would be all the better for mankind—and all the worse for the fishes.”

There was something else about America. It was such a practical place. If it was a nation bursting with energy, it had no patience for dalliance or daydreaming or the waste of time. In 1832, Louis had told one of his most promising protégés—an American—to spend several years in research before beginning a medical practice. The student's father was also a physician, James Jackson, a founder of Massachusetts General Hospital, who scornfully rejected Louis's suggestion and protested to Louis that “in

this country his course would have been so singular, as in a measure to separate him from other men. We are a business doing people.... There is a vast deal to be done and he who will not be doing must be set down as a drone.”

In America the very fact that science was undermining therapeutics made institutions uninterested in supporting it. Physics, chemistry, and the practical arts of engineering thrived. The number of engineers particularly was exploding—from 7,000 to 226,000 from the late nineteenth century to just after World War I—and they were accomplishing extraordinary things. Engineers transformed steel production from an art into a science, developed the telegraph, laid a cable connecting America to Europe, built railroads crossing the continent and skyscrapers that climbed upward, developed the telephone—with automobiles and airplanes not far behind. The world was being transformed. Whatever was being learned in the laboratory about biology was building basic knowledge, but with the exception of anesthesia, laboratory research had only proven actual medical practice all but useless while providing nothing with which to replace it.

Still, by the 1870s, European medical schools required and gave rigorous scientific training and were generally subsidized by the state. In contrast, most American medical schools were owned by a faculty whose profits and salaries—even when they did not own the school—were paid by student fees, so the schools often had no admission standards other than the ability to pay tuition. No medical school in America allowed medical students to routinely either perform autopsies or see patients, and medical education often consisted of nothing more than two four-month terms of lectures. Few medical schools had any association with a university, and fewer still had ties to a hospital. In 1870 even at Harvard a medical student could fail four of nine courses and still get an M.D.

In the United States, a few isolated individuals did research—outstanding research—but it was unsupported by any institution. S. Weir Mitchell, America’s leading experimental physiologist, once wrote that he dreaded anything “removing from me the time or power to search for new truths that lie about me so thick.” Yet in the 1870s, after he had already developed an international reputation, after he had begun experiments with snake venom that would lead directly to a basic understanding of the immune system and the development of antitoxins, he was denied positions teaching physiology at both the University of Pennsylvania and Jefferson

Medical College; neither had any interest in research, nor a laboratory for either teaching or research purposes. In 1871 Harvard did create the first laboratory of experimental medicine at any American university, but that laboratory was relegated to an attic and paid for by the professor's father. Also in 1871 Harvard's professor of pathologic anatomy confessed he did not know how to use a microscope.

But Charles Eliot, a Brahmin with a birth defect that deformed one side of his face—he never allowed a photograph to show that side—had become Harvard president in 1869. In his first report as president, he declared, “The whole system of medical education in this country needs thorough reformation. The ignorance and general incompetency of the average graduate of the American medical Schools, at the time when he receives the degree which turns him loose upon the community, is something horrible to contemplate.”

Soon after this declaration, a newly minted Harvard physician killed three successive patients because he did not know the lethal dose of morphine. Even with the leverage of this scandal, Eliot could push through only modest reforms over a resistant faculty. Professor of Surgery Henry Bigelow, the most powerful faculty member, protested to the Harvard Board of Overseers, “[Eliot] actually proposes to have written examinations for the degree of doctor of medicine. I had to tell him that he knew nothing about the quality of the Harvard medical students. More than half of them can barely write. Of course they can't pass written examinations.... No medical school has thought it proper to risk large existing classes and large receipts by introducing more rigorous standards.”

Many American physicians were in fact enthralled by the laboratory advances being made in Europe. But they had to go to Europe to learn them. Upon their return they could do little or nothing with their knowledge. Not a single institution in the United States supported any medical research whatsoever.

As one American who had studied in Europe wrote, “I was often asked in Germany how it is that no scientific work in medicine is done in this country, how it is that many good men who do well in Germany and show evident talent there are never heard of and never do any good work when they come back here. The answer is that there is no opportunity for, no appreciation of, no demand for that kind of work here.... The condition of medical education here is simply horrible.”

In 1873, Johns Hopkins died, leaving behind a trust of \$3.5 million to found a university and hospital. It was to that time the greatest gift ever to a university. Princeton's library collection was then an embarrassment of only a few books—and the library was open only one hour a week. Columbia was little better: its library opened for two hours each afternoon, but freshmen could not enter without a special permission slip. Only 10 percent of Harvard's professors had a Ph.D.

The trustees of Hopkins's estate were Quakers who moved deliberately but also decisively. Against the advice of Harvard president Charles Eliot, Yale president James Burril Angell, and Cornell president Andrew D. White, they decided to model the Johns Hopkins University after the greatest German universities, places thick with men consumed with creating new knowledge, not simply teaching what was believed.

The trustees made this decision precisely because there was no such university in America, and precisely because they recognized the need after doing the equivalent of market research. A board member later explained, "There was a strong demand, among the young men of this country, for opportunities to study beyond the ordinary courses of a college or a scientific school.... The strongest evidence of this demand was the increased attendance of American students upon lectures of German universities." The trustees decided that quality would sell. They intended to hire only eminent professors and provide opportunities for advanced study.

Their plan was in many ways an entirely American ambition: to create a revolution from nothing. For it made little sense to locate the new institution in Baltimore, a squalid industrial and port city. Unlike Philadelphia, Boston, or New York, it had no tradition of philanthropy, no social elite ready to lead, and certainly no intellectual tradition. Even the architecture of Baltimore seemed exceptionally dreary, long lines of row houses, each with three steps, crowding against the street and yet virtually no street life—the people of Baltimore seemed to live inward, in backyards and courtyards.

In fact, there was no base whatsoever upon which to build...except the money, another American trait.

The trustees hired as president Daniel Coit Gilman, who left the presidency of the newly organized University of California after disputes with state legislators. Earlier he had helped create and had led the Sheffield

Scientific School at Yale, which was distinct from Yale itself. Indeed, it was created partly because of Yale's reluctance to embrace science as part of its basic curriculum.

At the Hopkins, Gilman immediately recruited an internationally respected—and connected—faculty, which gave it instant credibility. In Europe, people like Huxley saw the Hopkins as combining the explosive energy and openness of America with the grit of science; the potential could shake the world.

To honor the Hopkins upon its beginnings, to honor this vision, to proselytize upon this new faith, Thomas Huxley came to America.

The Johns Hopkins would have rigor. It would have such rigor as no school in America had ever known.

The Hopkins opened in 1876. Its medical school would not open until 1893, but it succeeded so brilliantly and quickly that, by the outbreak of World War I, American medical science had caught up to Europe and was about to surpass it.

Influenza is a viral disease. When it kills, it usually does so in one of two ways: either quickly and directly with a violent viral pneumonia so damaging that it has been compared to burning the lungs; or more slowly and indirectly by stripping the body of defenses, allowing bacteria to invade the lungs and cause a more common and slower-killing bacterial pneumonia.

By World War I, those trained directly or indirectly by the Hopkins already did lead the world in investigating pneumonia, a disease referred to as “the captain of the men of death.” They could in some instances prevent it and cure it.

And their story begins with one man.

CHAPTER TWO

NOTHING ABOUT the boyhood or youth of William Henry Welch suggested his future.

So it is apt that the best biography of him begins not with his childhood but with an extraordinary eightieth-birthday celebration in 1930. Friends, colleagues, and admirers gathered for the event not only in Baltimore, where he lived, but in Boston, in New York, in Washington; in Chicago, Cincinnati, and Los Angeles; in Paris, London, Geneva, Tokyo, and Peking. Telegraph and radio linked the celebrations, and their starting times were staggered to allow as much overlap as time zones made possible. The many halls were thick with scientists in many fields, including Nobel laureates, and President Herbert Hoover's tribute to Welch at the Washington event was broadcast live over American radio networks.

The tribute was to a man who had become arguably the single most influential scientist in the world. He had served as president of the National Academy of Sciences, president of the American Association for the Advancement of Science, president of the American Medical Association, and president or dominant figure of literally dozens of other scientific groups. At a time when no government funds went to research, as both chairman of the Executive Committee of the Carnegie Institution of Washington and president—for thirty-two years—of the Board of Scientific Directors of the Rockefeller Institute for Medical Research (now Rockefeller University), he had also directed the flow of money from the two greatest philanthropic organizations in the country.

And yet Welch had been no great pioneer even in his own field of medical research—no Louis Pasteur, no Robert Koch, no Paul Ehrlich, no Theobald Smith. He had generated no brilliant insights, made no magnificent discoveries, asked no deep and original questions, and left no significant legacy in the laboratory or in scientific papers. He did little work—a reasonable judge might say he did no work—so profound as to merit even membership in, much less the presidency of, the National Academy of Sciences.

Nonetheless, these hundreds of the world's leading scientists had measured him as coldly and objectively as they measured everything and found him worthy. They had gathered to celebrate his life, if not for his science then for what he had done for science.

In his lifetime the world had changed radically, from horse and buggy to radio, airplanes, even the first television. Coca-Cola had been invented and rapidly spread across the country before 1900, by the 1920s Woolworth's had over fifteen hundred stores, and a technocratic makeover of America had accompanied the Progressive Age, culminating in 1930 in a White House conference on children that proclaimed the superiority of experts to parents in child raising, because "it is beyond the capacity of an individual parent to train her child to fit into the intricate, interwoven, and interdependent social and economic system we have developed."

Welch had of course played no role in those changes. But he had played a large and direct role in an equivalent makeover of medicine and especially American medicine.

He had served first as a kind of avatar, his own experience embodying and epitomizing that of many in his generation. Yet he was no simple symbol or representative. Like an Escher drawing, his life both represented that of others and simultaneously defined the lives of those who followed him, and those who followed them, and those who followed them, down to the present.

For if he did no revolutionary science, he lived a revolutionary life. He was personality and theater; he was impresario, creator, builder. Like an actor on a live stage, his life was a performance given once, leaving its impact upon his audience, and only through them echoing in time and place. He led the movement that created the greatest scientific medical enterprise, and possibly the greatest enterprise in any of the sciences, in the world. His legacy was not objectively measurable, but it was nonetheless real. It lay in his ability to stir other men's souls.

Welch was born in 1850 in Norfolk, Connecticut, a small town in the northern part of the state that remains even today a hilly and wooded retreat. His grandfather, great-uncle, father, and four uncles were physicians. His father also served a term in Congress and in 1857 addressed the graduates of Yale Medical School. In that speech he demonstrated a

significant grasp of the latest medical developments, including a technique that would not be mentioned at Harvard until 1868 and the striking new “cell theory with its results in physiology and pathology,” a reference to the work of Rudolf Virchow, who had then published only in German-language journals. He also declared, “All positive knowledge obtained...has resulted from the accurate observation of facts.”

Yet if it seemed foreordained that Welch would become a physician, this was not the case. Years later he told the great surgeon Harvey Cushing, a protégé, that in his youth medicine had filled him with repugnance.

Perhaps part of that repugnance came from his circumstances. Welch’s mother died when he was six months old. His sister, three years older, was sent away, and his father was distant both emotionally and physically. Throughout Welch’s life he would be closer to his sister than to any other living soul; over the years their correspondence revealed what intimacies he was willing to share.

His childhood was marked by what would become a pattern throughout his life: loneliness masked by social activity. At first he sought to fit in. He was not isolated. Neighbors included an uncle and cousins his age with whom he played routinely, but he longed for greater intimacy and begged his cousins to call him “brother.” They refused. Elsewhere, too, he sought to fit in, to belong. At the age of fifteen, submitting to evangelical fervor, he formally committed himself to God.

He attended Yale where he found no conflict between his religious commitment and science. While the college had begun teaching such practical arts as engineering, it kept a measured distance from the scientific ferment of these years immediately following the Civil War, purposely setting itself up as a conservative, Congregationalist counterbalance to the Unitarian influence at Harvard. But if Welch’s intellectual interests developed only after college, his personality had already formed. Three attributes in particular stood out. Their combination would prove powerful indeed.

His intelligence did shine through, and he graduated third in his class. But the impression left on others came not from his brilliance but from his personality. He had the unusual ability to simultaneously involve himself passionately in something yet retain perspective. One student described him as “the only one who kept cool” during heated discussions, and he would carry this trait through the rest of his life.

There was something about him that made others want him to think well of them. Hazing of freshmen was brutal at the time, so brutal that a classmate was advised to keep a pistol in his room to prevent sophomores from abusing him. Yet Welch was left entirely alone. Skull and Bones, perhaps the single most secret society in the United States, which marks its members powerfully with the embrace of the establishment, inducted him, and he would remain deeply attached to Bones his entire life. Perhaps that satisfied his desire to belong. At any rate, his earlier desperation to fit in was replaced by a self-sufficiency. His roommate on parting left him an extraordinary note: "I ought to try to express my great indebtedness for the kindness which you always manifested toward me, the pure example you set me,...I feel now more deeply the truth of what I often said to others if not to you—that I was utterly unworthy of such a chum as yourself. I often pitied you, to think that you had to room with me, your inferior in ability, dignity and every noble and good quality."

It is the kind of note that a biographer might interpret as homoerotic. Perhaps it was. At least one other man would later devote himself to Welch with what could only be called ardor. Yet for the rest of Welch's life he also seemed somehow, in some indefinable way, to generate similar if less intense sentiments in others. He did so without effort. He charmed without effort. He inspired without effort. And he did so without his reciprocating any personal connection, much less attachment. A later age would call this "charisma."

His class rank entitled him to give an oration at commencement. In an undergraduate essay entitled "The Decay of Faith," Welch had decried mechanistic science, which viewed the world as a machine "unguided by a God of justice." Now, in 1870, the year after Darwin published *Origin of Species*, in his oration Welch attempted to reconcile science and religion.

He found it a difficult task. Science is at all times potentially revolutionary; any new answer to a seemingly mundane question about "how" something occurs may uncover chains of causation that throw all preceding order into disarray and that threaten religious beliefs as well. Welch personally was experiencing the pains that many in the last half of the nineteenth century experienced for the first time as adults as science threatened to supplant the natural order, God's order, with an order defined by mankind, an order that promised no one knew what, an order that, as Milton wrote in *Paradise Lost*, "Frighted the reign of Chaos and old night."

Taking a step backward from what his father had said a dozen years before, Welch rejected the personal God of Emerson and the Unitarians, reiterated the importance of revealed truth in Scripture, argued that revelation need not submit to reason, and spoke of that which “man could never discover by the light of his own mind.”

Welch would ultimately devote his life to discovering all the world with his own mind, and to spurring others to do the same. But not yet.

He had studied classics and he had hoped to teach Greek at Yale. Yale did not, however, offer him a position, and he became a tutor at a new private school. That school closed, Yale still offered him nothing, and, with no immediate prospects for employment, with his family importuning him to become a physician, he returned to Norfolk and apprenticed to his father.

It was an old-fashioned practice. Nothing his father did reflected his knowledge of the newest medical concepts. Like most American physicians, he ignored objective measurements such as temperature and blood pressure, and he even mixed prescriptions without measuring dosages, often relying on taste. This apprenticeship was not a happy time for Welch. In his own later accounts of his training, he passed over it as if it had never occurred. But sometime during it his views of medicine changed.

At some point he decided that if he was going to become a physician, he would do so in his own way. Routinely those preparing for medicine apprenticed for six months or a year, and then attended medical school. He had served his apprenticeship. But in the next step he took he marked out a new course. Welch returned to school all right, but he did not attend medical school. He learned chemistry.

Not only did no medical school in the United States require entering students to have either any scientific knowledge or a college degree, neither did any American medical school emphasize science. Far from it. In 1871, a senior professor at the Harvard Medical School argued, “In an age of science, like the present, there is more danger that the average medical student will be drawn from what is practical, useful, and even essential by the well-meant enthusiasm of the votaries of the applicable sciences, than that he will suffer from the want of knowledge of these....[We] should not encourage the medical student to while away his time in the labyrinths of Chemistry and Physiology.”

Welch had a different view. Chemistry seemed to him a window into the body. By then Carl Ludwig, later Welch's mentor, and several other leading German scientists had met in Berlin and determined to "constitute physiology on a chemico-physical foundation and give it equal scientific rank with physics."

It was highly unlikely that Welch knew of that determination, but his instincts were the same. In 1872 he entered Yale's Sheffield Scientific School to study chemistry. He considered the facilities there "excellent... certainly better than in any medical school, where chemistry as far as I can learn is very much slighted."

After half a year of grounding, he began medical school at the College of Physicians and Surgeons in New York City, which was not yet connected to Columbia University. (He disdained Yale's medical school; fifty years later he was asked to give a speech on Yale's early contributions to medicine and replied that there hadn't been any.) It was a typical good American medical school, with no requirements for admission and no grades in any course. As elsewhere, faculty salaries came directly from student fees, so faculty wanted to maximize the number of students. Instruction came almost entirely through lectures; the school offered no laboratory work of any kind. This, too, was typical. In no American school did students use a microscope. In fact, Welch's work in one course won him the great prize of a microscope; he cherished it but did not know how to use it, and no professor offered to instruct him. Instead he enviously watched them work, commenting, "I can only admire without understanding how to use its apparently complicated mechanism."

But unlike in many other schools, students at the College of Physicians and Surgeons could examine cadavers. Pathological anatomy—using autopsies to decipher what was happening within organs—enthralled Welch. New York City had three medical schools. He took the course in pathological anatomy at all three.

Then he completed his school's single requirement for an M.D. He passed a final examination. Welch called it "the easiest examination I ever entered since leaving boarding school."

Shortly before Welch took this test, Yale finally offered him the position he had so earnestly sought earlier—professor of Greek. He declined it.

To his father he wrote, "I have chosen my profession, am becoming more and more interested in it, and do not feel at all inclined to relinquish it

for anything else.”

He was interested indeed.

He was also beginning to be recognized. Francis Delafield, one of his professors, had studied pathological anatomy in Paris with Pierre Louis and, like Louis, kept detailed records of hundreds of autopsies. Delafield's was the best work in America, the most precise, the most scientific. Delafield now brought Welch into his fold and allowed him the extraordinary privilege of entering his own autopsy findings into Delafield's sacred notes.

Yet huge gaps in Welch's knowledge remained. He still did not know how to use his microscope. Delafield, an expert in microscopic technique who had made his own microtome (a device for cutting exquisitely thin slices of tissue), would sit for hours with one eye glued to the lens, smoking a pipe, while Welch watched impotently. But Delafield did let Welch perform a huge number of autopsies for someone in his junior position. From each one he tried to learn.

That knowledge did not satisfy him. His best professors had studied in Paris, Vienna, and Berlin. Although Welch still intended to practice clinical medicine—not a single physician in the United States then made a living doing research—he borrowed from family and friends and, having run through all that his American professors could teach him, on April 19, 1876, a few months before Huxley spoke at the inauguration of the Johns Hopkins University, Welch sailed for Europe to continue his scientific education. Simon Flexner, Welch's protégé and a brilliant scientist in his own right, declared this trip “a voyage of exploration that was in its results perhaps the most important ever taken by an American doctor.”

He was hardly alone in seeking more knowledge in Germany, where the best science was then being done. One historian has estimated that between 1870 and 1914, fifteen thousand American doctors studied in Germany or Austria, along with thousands more from England, France, Japan, Turkey, Italy, and Russia.

The overwhelming majority of these physicians were interested solely in treating patients. In Vienna professors established a virtual assembly line to teach short courses on specific aspects of clinical medicine to foreign

doctors, especially Americans. These Americans took the courses partly out of desire to learn and partly to gain an edge over competitors at home.

Welch himself expected to have to practice medicine to make a living, and he recognized how helpful to such a career studying in Germany could be. He assured his sister and brother-in-law as well as his father, all of whom were helping support him financially, “The prestige and knowledge which I should acquire by a year’s study in Germany would decidedly increase my chance of success. The young doctors who are doing well in New York are in a large majority those who have studied abroad.”

But his real interest lay with the tiny minority of Americans who went to Germany to explore a new universe. He wanted to learn laboratory science. In America he had already acquired a reputation as knowing far more than his colleagues. In Germany he was refused acceptance into two laboratories because he knew so little. This inspired rather than depressed him. Soon he found a place to start and excitedly wrote home, “I feel as if I were only just initiated into the great science of medicine. My previous experiences compared with the present are like the difference between reading of a fair country and seeing it with one’s own eyes. To live in the atmosphere of these scientific workshops and laboratories, to come into contact with the men who have formed and are forming the science of today, to have the opportunity of doing a little original investigation myself are all advantages, which, if they do not prove fruitful in later life, will always be to me a source of pleasure and profit.”

Of Leipzig’s university, he said, “If you could visit the handsome and thoroughly equipped physiological, anatomical, pathological and chemical laboratories and see professors whose fame is already world-wide, with their corps of assistants and students hard at work, you would realize how by concentration of labor and devotion to study Germany has outstripped other countries in the science of medicine.”

He focused on learning how to learn and stayed constantly alert to technique, to anything offering another window into the new world, anything that allowed him to see more clearly and deeply. “The chief value” of his work with one scientist was “in teaching me certain important methods of handling fresh tissues, especially in isolating particular elements.” Of another scientist whom he disliked, he said, “What is of greater importance, I have acquired a knowledge of methods of preparing and mounting specimens so that I can carry on investigations hereafter.”

By now he was attracting attention from his mentors, who included some of the leading scientists in the world, but they left a more distinct impression upon him. One was Carl Ludwig, whom he called “my ideal of a scientific man, accepting nothing upon authority, but putting every scientific theory to the severest test.... I hope I have learned from Professor Ludwig’s precept and practice that most important lesson for every man of science, not to be satisfied with loose thinking and half-proofs, not to speculate and theorize but to observe closely and carefully.”

Julius Cohnheim, another mentor, taught him a new kind of curiosity: “Cohnheim’s interest centers on the explanation of the fact. It is not enough for him to know that congestion of the kidney follows heart disease.... He is constantly inquiring why does it occur under these circumstances.... He is almost the founder and certainly the chief representative of the so-called experimental or physiological school of pathology.”

Welch began to analyze everything, including his most deeply held beliefs. Five years earlier he had condemned the concept of a world ruled other than by a God of justice. Now he told his father that he embraced Darwin: “That there is anything irreligious about the doctrine of evolution I cannot see.... In the end our preconceived beliefs must change and adapt themselves. The facts of science never will change.”

He also analyzed the means by which German science had achieved such stature. Its three most important elements, he decided, were the thorough preparation required of students by German medical schools, the schools’ independent financing, and the support of research by the government and universities.

In 1877, a year after the Johns Hopkins University opened, its president, Daniel Gilman, laid plans to assemble the greatest medical school faculty in America, one to rival any in Europe. The decision to launch a national—indeed international—search was itself revolutionary. With the exception of the University of Michigan, located in tiny Ann Arbor, every medical school in the United States filled its faculty exclusively from the ranks of local physicians. To perform the search Gilman chose the perfect man: Dr. John Shaw Billings.

Billings lay behind America’s first great contribution to scientific medicine: a library. This library grew out of the detailed medical history of

the Civil War ordered by the army surgeon general. The army also created a medical “museum,” which was actually a library of specimens.

Both the museum and the history were remarkable. In 1998 scientists at the Armed Forces Institute of Pathology, a direct descendant of this museum, used specimens preserved in 1918 to determine the genetic makeup of the 1918 influenza virus. And the medical history was extraordinarily precise and useful. Even Virchow said he was “constantly astonished at the wealth of experience therein found. The greatest exactness in detail, careful statistics even in the smallest matters, and a scholarly statement embracing all sides of medical experience are here united.”

Billings did not write that history, but it did inspire him to create a medical library of comparable quality. He built what one medical historian judged “probably the greatest and most useful medical library in the world.” By 1876 it already held eighty thousand volumes; ultimately it grew into today’s National Library of Medicine.

But he did more than collect books and articles. Knowledge is useless unless accessible. To disseminate knowledge, Billings developed a cataloging system far superior to any in Europe, and he began publishing the *Index Medicus*, a monthly bibliography of new medical books and articles appearing in the Americas, Europe, Japan. No comparable bibliography existed anywhere else in the world.

And no one else in the world had a better sense of what was going on in all the world’s laboratories than Billings.

He traveled to Europe to meet possible candidates for the Hopkins faculty, including established scientists of international renown. But he also sought out young men, the next generation of leaders. He had heard of Welch, heard of his potential, heard that he had exposed himself not to one or two of the great scientists but to many, heard that he seemed to know everyone in Germany, including—even before they emerged as arguably the two greatest medical scientists of the nineteenth or early twentieth century—Robert Koch and Paul Ehrlich. (In fact, when Koch, then unknown, first made his dramatic demonstration of the life cycle of anthrax, Welch was in the same laboratory.)

Billings met with Welch in an ancient Leipzig beer hall, a hall that itself belonged to myth. On the wall were murals depicting the sixteenth-century meeting of Faust and the Devil, for the meeting had supposedly occurred in that very room. Billings and Welch talked passionately of science deep into

the night, while the murals endowed their words with conspiratorial irony. Billings spoke of the plans for the Hopkins: unheard-of admission standards for students, labs that filled great buildings, the most modern hospital in the world, and of course a brilliant faculty. They talked also about life, about each other's goals. Welch knew perfectly well he was being interviewed. In response, he opened his soul.

After the dinner Billings told Francis King, president of the yet-to-be-built Johns Hopkins Hospital, that Welch "should be one of the first men to be secured, when the time came."

That time would not come for a while. The Hopkins had begun as a graduate school only, without even any undergraduate students, although it quickly expanded to include a college. Further expansion abruptly became problematic since its endowment was chiefly in Baltimore & Ohio Railroad stock. The country had been wallowing in depression for four years when the B&O and the Pennsylvania Railroad cut wages 10 percent, sparking violent strikes by railroad workers in Maryland that soon spread to Pittsburgh, Chicago, St. Louis, and farther west. B&O stock collapsed, and the plans to open the medical school had to be put off. There were no new faculty posts at the Hopkins to fill.

So in 1877 Welch returned to New York desperate for "some opportunity" in science "and at the same time making a modest livelihood." Failing to find one, he returned to Europe. In 1878 he was back in New York.

At no time in history had medicine been advancing so rapidly. The thousands who flocked to Europe were proof of American physicians' intense interest in those advances. Yet in the United States neither Welch nor anyone else could support himself by either joining in that great march or teaching what had been learned.

Welch proposed to a former mentor at the College of Physicians and Surgeons that he teach a laboratory course. The school had no laboratory and wanted none. No medical school in the United States used a laboratory for instruction. The school rejected his suggestion but did offer to let Welch lecture—without salary—in pathology.

Welch turned to Bellevue, a medical school with a lesser reputation. It let him offer his course and provided three rooms for it, equipped only with

empty kitchen tables. There were no microscopes, no glassware, no incubators, no instruments. Facing the empty rooms, discouraged, he wrote, "I cannot make much of a success out of the affair at present. I seem to be thrown entirely upon my own resources for equipping the laboratory and do not think that I can accomplish much."

He was also worried. His entire compensation would come from student fees, and the three-month course was not required. He confided to his sister, "I sometimes feel rather blue when I look ahead and see that I am not going to be able to realize my aspirations in life.... There is no opportunity in this country, and it seems unlikely there ever will be.... I can teach microscopy and pathology, perhaps get some practice and make a living after a while, but that is all patchwork and the drudgery of life and what hundreds do."

He was wrong.

In fact he would catalyze the creation of an entire generation of scientists who would transform American medicine, scientists who would confront influenza in 1918, scientists whose findings from that epidemic still echo today.

CHAPTER THREE

WELCH'S COURSE quickly became extraordinarily popular. Soon students from all three of New York City's medical schools were lining up for it, attracted as Welch had been to this new science, to the microscope, to experimentation. And Welch did not simply teach; he inspired. His comments always seemed so solid, well grounded, well reasoned. A colleague observed, "He would leak knowledge." And the excitement! Each time a student fixed a specimen on a slide and looked through a microscope, an entire universe opened to him! To some, discovering that universe, entering into it, beginning to manipulate it, was akin to creating it; they must have felt almost godlike.

The College of Physicians and Surgeons had to offer a laboratory course to compete. It beseeched Welch to teach it. He declined out of loyalty to Bellevue but recommended the hiring of T. Mitchell Prudden, an American he had known—and considered a rival for the Hopkins job—in Europe. It was the first of what would be uncounted job offers that he engineered. Meanwhile one of his students recalled "his serious, eager look, his smiling face, his interest in young men which bound them to him. He was always ready to drop any work in which he was engaged and answer even trivial questions on any subject—in fact he was never without an answer for his knowledge was encyclopedic. I felt instinctively that he was wasted at Bellevue, and was destined to have a larger circle of hearers."

But despite the throngs of motivated students taking the two courses, neither Prudden nor Welch prospered. Two years went by, then three, then four. To cobble together a living, Welch did autopsies at a state hospital, served as an assistant to a prominent physician, and tutored medical students before their final exams. As he passed his thirtieth birthday he was doing no real science. He was making a reputation and it was clear if he chose to concentrate on practice he could become wealthy. Little medical research was being done in America—although the little that was done was significant—but even that little he had no part of. In Europe science was

marching from advance to advance, breakthrough to breakthrough. The most important of these was the germ theory of disease.

Proving and elaborating upon the germ theory would ultimately open the way to confronting all infectious disease. It would also create the conceptual framework and technical tools that Welch and others later used to fight influenza.

Simply put, the germ theory said that minute living organisms invaded the body, multiplied, and caused disease, and that a specific germ caused a specific disease.

There was need for a new theory of disease. As the nineteenth century progressed, as autopsy findings were correlated with symptoms reported during life, as organs from animals and cadavers were put under a microscope, as normal organs were compared to diseased ones, as diseases became more defined, localized, and specific, scientists finally discarded the ideas of systemic illness and the humours of Hippocrates and Galen and began looking for better explanations.

Three theories stood as rivals to the germ theory.

The first involved “miasma.” Several variations of this concept existed, but they basically argued that many diseases were caused by some kind of putrefaction in the atmosphere, or by some climactic influence, or by noxious fumes from decaying organic materials. (In China the wind was originally regarded as a demon that caused illness.) Miasmas seemed a particularly good explanation of epidemics, and the unhealthiness of swamp regions seemed to support the theory. In 1885, when Welch considered the germ theory as proven, the New York City Board of Health warned that “laying of all telegraph wires under ground in one season...would prove highly detrimental to the health of the city...through the exposure to the atmosphere of so much subsoil, saturated, as most of it is, with noxious gases.... Harlem Flats [had] a sufficient supply of rotting filth to generate fetid gases adequate to the poisoning of half the population.” As late as the 1930s one prominent and highly regarded British epidemiologist continued to advocate the miasma theory, and after the 1918 influenza pandemic, climatic conditions were scrutinized in a search for correlations.

The “filth” theory of disease was almost a corollary of the miasma theory. It also suited Victorian mores perfectly. Fear of “swamp gas”—often

a euphemism for the smells of fecal matter—and installation of indoor toilets were all part of the Victorian drive to improve sanitation and simultaneously to separate the human body from anything Victorians found distasteful. And filth often is associated with disease: lice carry typhus; contaminated water spreads typhoid and cholera; rats through their fleas spread plague.

Both the miasma and filth theories had sophisticated adherents, including public health officials and some extremely gifted scientists, but the most scientific rival of the germ theory explained disease in terms purely of chemistry. It saw disease as a chemical process. This theory had much to recommend it.

Not only had scientists used chemistry as a lens that brought much of biology into focus, but some chemical reactions seemed to mimic the actions of disease. For example, advocates of the chemical theory of disease argued that fire was a chemical process and a single match could set off a chain reaction that ignited an entire forest or city. They hypothesized that chemicals they called “zymes” acted like a match. A zyme started a series of chemical reactions in the body that could launch the equivalent of fermentation—infection. (The chemical theory of disease, without the name, has in fact largely been validated. Scientists have clearly demonstrated that chemicals, radiation, and environmental factors can cause disease, although usually only through long-term or massive exposure and not, as the zymote theory hypothesized, by suddenly igniting a cascade of reactions.)

Ultimately this theory evolved to suggest that zymes could reproduce in the body; thus they acted as both catalysts and living organisms. In fact, this more sophisticated version of the zymote theory essentially describes what is today called a virus.

Yet these theories left many scientists unsatisfied. Disease often seemed to germinate, grow, and spread. Did there not then have to be a point of origin, a seed? Jacob Henle in his 1840 essay “On Miasmata and Contagia” first formulated the modern germ theory; he also offered evidence for the theory and laid out criteria that, if met, would prove it.

Then, in 1860, Pasteur proved that living organisms, not a chemical chain reaction, caused fermentation, winning converts to the germ theory. The most important early convert was Joseph Lister, who immediately applied these findings to surgery, instituting antiseptic conditions in the

operating room and slashing the percentage of patients who died from infections after surgery.

But the work of Robert Koch was most compelling. Koch himself was compelling. The son of an engineer, brilliant enough to teach himself to read at age five, he studied under Henle, was offered research posts, but became a clinician to support his family. He did not, however, stop investigating nature. Working alone, he conducted a series of experiments that met the most rigid tests and discovered the complete life cycle of the anthrax bacillus, showing that it formed spores that could lie dormant in the soil for years. In 1876 he walked into the laboratory of Ferdinand Cohn, one of Welch's mentors, and presented his findings. They brought him instant fame.

He subsequently laid down what came to be known as "Koch's postulates," although Henle had earlier proposed much the same thing. The postulates state that before a microorganism can be said to cause a given disease, first, investigators had to find the germ in every case of the disease; second, they had to isolate the germ in pure culture; third, they had to inoculate a susceptible animal with the germ and the animal then had to get the disease; and, fourth, the germ had to be isolated from the test animal. Koch's postulates became a standard almost immediately. (Meeting the standard is not simple; finding a test animal that suffered the same symptoms as humans when infected with a human pathogen, for example, is not always possible.)

In 1882 Koch's discovery of the tubercle bacillus, the cause of tuberculosis, shook the scientific world and further confirmed the germ theory. Tuberculosis was a killer. Laymen called it "consumption," and that name spoke to the awfulness of the disease. It consumed people. Like cancer, it attacked the young as well as the old, sucked the life out of them, turned them into cachectic shells, and then killed them.

It would be difficult to overstate the importance of Koch's discovery to the believers in bacteriology. In New York, one of Welch's friends came running into his bedroom with a newspaper account of the discovery. Welch jumped out of bed and together they rushed to tell another friend. Almost immediately afterward, Welch felt the excitement directly. He demonstrated Koch's discovery to his class, copying Koch's method, his class watching steam rise from the plate while he stained sputum from a consumption patient with carbol-fuchsin, the stain binding to the bacillus so that it

became visible on a slide. Here was the newest and greatest of discoveries! Students looked at the slide through the microscope, saw what Koch had seen, and were electrified, many recalling the moment vividly years later. One of those students was Hermann Biggs, who became a giant in his own right; at that moment he decided to spend his life in bacteriology.

But for Welch, reproducing Koch's finding must have been bittersweet. He knew the Germans, knew nearly all of these men adventuring into the unknowns of science. Yet here he was only keeping track of their work, doing none himself.

Then, in 1883, Koch achieved the first great triumph of science over disease. Earlier in the nineteenth century, two cholera epidemics had devastated Europe and the United States. As a new epidemic in Egypt threatened the borders of Europe, France dispatched investigators in this new field of bacteriology to track down the cause of the disease. Germany dispatched Koch.

Before this, medicine's great successes had come about almost serendipitously, beginning with an observation. With smallpox Jenner started out by taking seriously the experiences of country folk inoculating themselves. But not here. In this case the target had been fixed in advance. Both the French and Koch rationally designed an approach, then turned the general tools of the laboratory and bacteriology to a particular target.

The French failed. Louis Thuillier, the youngest member of the expedition, died of cholera. Despite the bitter and nationalistic rivalry between Pasteur and Koch, Koch returned with the body to France and served as pallbearer at Thuillier's funeral, dropping into the grave a laurel wreath "such as are given to the brave."

Koch then returned to Egypt, isolated the cholera bacillus, and followed it to India to explore his findings in greater depth. John Snow's earlier epidemiological study in London had proved only to some that contaminated water caused the disease. Now, in conjunction with Koch's evidence, the germ theory seemed proven in cholera—and by implication the germ theory itself seemed proven.

Most leading physicians around the world, including in the United States, agreed with a prominent American public health expert who declared in 1885: "What was theory has become fact."

But a minority, both in the United States and Europe, still resisted the germ theory, believing that Pasteur, Koch, and others had proven that germs

existed but not that germs *caused* disease—or at least that they were the sole cause of disease.*

The most notable critic was Max von Pettenkofer, who had made real and major scientific contributions. He insisted that Koch's bacteria were only one of many factors in the causation of cholera. His dispute with Koch became increasingly bitter and passionate. With a touch of both Barnum and a tightrope walker about him, Pettenkofer, determined to prove himself right, prepared test tubes thick with lethal cholera bacteria. Then he and several of his students drank them down. Amazingly, although two students developed minor cases of cholera, all survived. Pettenkofer claimed victory, and vindication.

It was a costly claim. In 1892 cholera contaminated the water supply of Hamburg and Altona, a smaller adjacent city. Altona filtered the water, and its citizens escaped the disease; Hamburg did not filter the water, and there 8,606 people died of cholera. Pettenkofer became not only a mocked but a reviled figure. He later committed suicide.

There was still no cure for cholera, but now science had demonstrated—the dead in Hamburg were the final evidence—that protecting the water supply and testing for the bacteria would prevent the disease. After that only an isolated and discredited group of recalcitrants continued to reject the germ theory.

By then Welch had arrived at the Hopkins. It had not been an easy journey to Baltimore.

When the offer finally came in 1884, Welch had become comfortable in New York, and wealth was his for the asking. Virtually every student who had ever passed through his course had the utmost respect for him, and by now many were physicians. He had already made a reputation; that and his charm entered him into society as much as he desired.

His closest friend was his preparatory school roommate Frederick Dennis, wealthy son of a railroad magnate and also a physician who had studied in Germany. At every opportunity Dennis had advanced Welch's career, extolling his talents to editors of scientific journals, using his society connections to help him in New York, occasionally even subsidizing him indirectly. Indeed, Dennis behaved more like a lover trying to win affection than a friend, even a close friend.

But Dennis had always demanded a kind of fealty. Welch had heretofore been willing to give it. Now Dennis demanded that Welch stay in New York. When Welch did not immediately agree, Dennis orchestrated an elaborate campaign to keep him there. He convinced Welch's father to advise him to stay, he convinced Andrew Carnegie to donate \$50,000 for a laboratory at Bellevue, and he convinced Bellevue itself to pledge another \$45,000; that would match any laboratory in Baltimore. And not only Dennis urged Welch to stay. A prominent attorney whose son had studied under Welch warned him that going to Baltimore would be "the mistake of your life. It is not in a century that a man of your age has acquired the reputation which you have gained." Even the president of the United States Trust Company sent a message that "however bright the prospect is in Baltimore it is darkness compared with the career" before him in New York.

The pressure was not without effect. Dennis did get Welch to set conditions that, if met, would cause him to stay. For Welch had his own doubts. Some related to his own fitness. He had done almost no real science in the years since returning from Germany. He had only talked for years about how his need to make a living prevented him from conducting original research.

The Hopkins expected more than talk. It had been open for eight years and, tiny as it was, had earned an international reputation. Welch confessed to his stepmother, "Such great things are expected of the faculty at the Johns Hopkins in the way of achievement and of reform of medical education in this country that I feel oppressed by the weight of responsibility. A reputation there will not be so cheaply earned as at Bellevue."

Yet precisely for that reason the Hopkins offered, he wrote, "undoubtedly the best opportunity in this country." Declining would reveal him as a hypocrite and a coward. Meanwhile in New York, the conditions he had set were not met, although Dennis considered them to have been.

Welch accepted the Hopkins offer.

Dennis was furious. His friendship with Welch had been, at least on Dennis's side, of great emotional depth and intensity. Now Dennis felt betrayed.

Welch confided to his stepmother, "I grieve that a life-long friendship should thus come to an end, but...[i]t looks almost as if Dr. Dennis thought he had a lien upon my whole future life. When he appealed to what he had

done for me I told him that was a subject which I would in no way discuss with him.”

Later Dennis sent Welch a letter formally breaking off their friendship, a letter written with enough intensity that in the letter itself he asked Welch to burn it after reading.

For Welch too the breaking off of the friendship was intense. He would not have another. Over much of the next half century, Welch’s closest collaborator would be his protégé Simon Flexner. Together they would achieve enormous things. And yet Flexner too was kept distant. Flexner himself wrote that after Welch’s estrangement from Dennis, “Never again would he allow any person, woman or colleague, close.... The bachelor scientist moved on a high plane of loneliness that may have held the secret of some of his power.”

For the rest of his life Welch would remain alone. More than just alone, he would never dig in, never entrench himself, never root.

He never married. Despite working with others in ways that so often bind people together as comrades, with the single possible exception of the great and strange surgeon William Halsted—and that exception only a rumored possibility^{*}—he had no known intimate relationship, sexual or otherwise, with either man or woman. Although he would live in Baltimore for half a century, he would never own a home there nor even have his own apartment; despite accumulating considerable wealth, he would live as a boarder, taking two rooms in the home of the same landlady, then moving with his landlady when she moved, and allowing his landlady’s daughter to inherit him as a boarder. He would take nearly every dinner in one of his gentlemen’s clubs, retreating to a world of men, cigars, and the conversations of an evening for the rest of his life. And he would, observed a young colleague, “deliberately break off relationships which seemed to threaten too strong an attachment.”

But if he lived on the surface of ordinary life, his life was not ordinary. He was free, not just alone but free, free of entanglements of people, free of encumbrances of property, utterly free.

He was free to do extraordinary things.

At the Hopkins—it became simply “Hopkins” gradually, over several decades—Welch was expected to create an institution that would alter

American medicine forever. When he accepted this charge in 1884, he was thirty-four years old.

The Hopkins went about achieving its goal both directly and indirectly. It served as home, however temporary, to much of the first generation of men and women who were beginning the transformation of American medical science. And its example forced other institutions to follow its path—or disappear.

In the process Welch gradually accumulated enormous personal power, a power built slowly, as a collector builds a collection. His first step was to return to Germany. Already he had worked under Cohn, to whom Koch had brought his anthrax studies, Carl Ludwig, and Cohnheim, three of the leading scientists in the world, and had met the young Paul Ehrlich, his hands multicolored and dripping with dyes, whose insights combined with his knowledge of chemistry would allow him to make some of the greatest theoretical contributions to medicine of all.

Now Welch visited nearly every prominent investigator in Germany. He had rank now, for he happily reported that the Hopkins “already has a German reputation while our New York medical schools are not even known by name.” He could entertain with stories, recite a Shakespeare sonnet, or bring to bear an enormous and growing breadth of scientific knowledge. Even those scientists so competitive as to be nearly paranoid opened their laboratories and their private speculations to him. His combination of breadth and intelligence allowed him to see into the depths of their work as well as its broadest implications.

He also learned bacteriology from two Koch protégés. One gave a “class” whose students were scientists from around the world, many of whom had already made names for themselves. In this group too he shined; his colleagues gave him the honor of offering the first toast of appreciation to their teacher at a farewell banquet. And Welch learned the most from Koch himself, the greatest name in science, who accepted him into his famous course—given only once—for scientists who would teach others bacteriology.

Then, back in Baltimore, years before its hospital or medical school actually opened, even without patients and without students, the Hopkins began to precipitate change. For although the Hopkins medical hospital did not open until 1889, and the medical school until 1893, its laboratory opened almost immediately. That alone was enough.

In just its first year, twenty-six investigators not on the Hopkins faculty used the laboratories. Welch's young assistant William Councilman—who later remade Harvard's medical school in the Hopkins's image—kept them supplied with organs by riding his tricycle to other hospitals, retrieving the organs, and carrying them back in buckets suspended from the handlebars. Many of these guests or graduate students were or became world-class investigators, including Walter Reed, James Carroll, and Jesse Lazear, three of the four doctors who defeated yellow fever. Within a few more years, fifty physicians would be doing graduate work at the same time.

And the Hopkins began assembling a faculty. Its institutional vision combined with Welch himself allowed it to recruit an extraordinary one. Typical was Franklin Mall.

Mall had gotten his medical degree from the University of Michigan in 1883 at age twenty-one, gone to Germany and worked with Carl Ludwig, done some graduate work at the Hopkins, and had already made a mark. He expected—required—the highest conceivable standards, and not just from his students. Victor Vaughan, dean of the Michigan medical school and second only to Welch in his influence on American medical education, considered the school's chemistry lab the best in America and comparable to the best in the world. Mall dismissed it as “a small chemical lab” and called his Michigan education equal to that of a good high school.

When Welch offered Mall a job, Mall was at the University of Chicago where he was planning the expenditure of \$4 million, an enormous sum—John D. Rockefeller was the major donor to Chicago—to do what Welch was attempting, to build a great institution. Mall responded to Welch's offer by proposing instead that Welch leave the Hopkins for Chicago at a significant increase in salary.

By contrast, the Hopkins was desperate for resources but Welch rejected Mall's proposal and replied, “I can think of but one motive which might influence you to come here with us and that is the desire to live here and a belief in our ideals and our future.... They will not appeal to the great mass of the public, not even to the medical public, for a considerable time. What we shall consider success, the mass of doctors will not consider a success.”

Mall considered the alternatives. At Chicago he had already, as he told Welch, “formulated the biological dept, got its outfit for \$25,000 and have

practically planned its building which will cost \$200,000,” all of it funded, with more to come from Rockefeller. At the Hopkins there was a medical school faculty and, by now, a hospital, but no money yet with which to even open the school. (Its medical school finally opened only when a group of women, many of whom had also recently founded Bryn Mawr College, offered a \$500,000 endowment provided that the medical school would accept women. The faculty and trustees reluctantly agreed.) But there was Welch.

Mall wired him, “Shall cast my lot with Hopkins.... I consider you the greatest attraction. You make the opportunities.”

Yet it was not Welch’s laboratory investigations that attracted, that made opportunities. For, unknown to Gilman and Billings, who hired him, and even to Welch himself, he had a failing.

Welch knew the methods of science, all right, could grasp immediately the significance of an experimental result, could see and execute the design of further experiments to confirm a finding or probe more deeply. But he had had those abilities during his six years in New York, when he did no science. He had told himself and others that the demands of making a living had precluded research.

Yet he had no family to support and others did magnificent science under far greater burdens. No scientist had faced more adverse conditions than George Sternberg, an autodidact whom Welch called “the real pioneer of modern bacteriologic work in this country...[who] mastered the technique and literature by sheer persistence and native ability.”

In 1878, as Welch met Billings in the same beer hall where legend had Faust meeting the Devil, Sternberg was an army medical officer in combat with the Nez Perce Indians. From there he traveled by stagecoach for four hundred and fifty miles—enduring day after day after day of the stink of sweat, of bone-shattering bumps that shot up the spine, of choking on the dust—only to reach a train, then by train for another twenty-five hundred miles of steaming discomfort, jostling elbows, and inedible food. He endured all this to attend a meeting of the American Public Health Association. While Welch was bemoaning his lack of facilities in New York, Sternberg was building a laboratory largely at his own expense at a frontier army post. In 1881 he became the first to isolate the pneumococcus,

a few weeks before Pasteur and Koch. (None of the three recognized the bacteria's full importance.) Sternberg also first observed that white blood cells engulfed bacteria, a key to understanding the immune system. He failed to follow up on these observations, but many of his other achievements were remarkable, especially his pioneering work taking photographs through microscopes and his careful experiments that determined both the temperature at which various kinds of bacteria died and the power of different disinfectants to kill them. That information allowed the creation of antiseptic conditions in both laboratory and public health work. Sternberg began that work too in a frontier post.

Meanwhile, in New York City Welch was swearing that if only he were free of economic worries his own research would flower.

In Baltimore his work did not flower. For there, even with talented young investigators helping him, his failing began to demonstrate itself.

His failing was this: in science as in the rest of his life, he lived upon the surface and did not root. His attention never settled upon one important or profound question.

The research he did was first-rate. But it was only first-rate—thorough, rounded, and even irrefutable, but not deep enough or provocative enough or profound enough to set himself or others down new paths, to show the world in a new way, to make sense out of great mysteries. His most important discoveries would be the bacteria now called *Bacillus welchii*, the cause of gas gangrene, and the finding that staphylococci live in layers of the skin, which meant that a surgeon had to disinfect not only the skin surface during an operation but layers beneath it. These were not unimportant findings, and, even in the absence of any single more brilliant success, if they had represented a tiny piece of a large body of comparable work, they might have added up to enough to rank Welch as a giant.

Instead they would be the only truly significant results of his research. In the context of an entire lifetime, especially at a time when an entire universe lay naked to exploration, this work did not amount to much.

The greatest challenge of science, its art, lies in asking an important question and framing it in a way that allows it to be broken into manageable pieces, into experiments that can be conducted that ultimately lead to answers. To do this requires a certain kind of genius, one that probes vertically and sees horizontally.

Horizontal vision allows someone to assimilate and weave together seemingly unconnected bits of information. It allows an investigator to see what others do not see, and to make leaps of connectivity and creativity. Probing vertically, going deeper and deeper into something, creates new information. Sometimes what one finds will shine brilliantly enough to illuminate the whole world.

At least one question connects the vertical and the horizontal. That question is “So what?” Like a word on a Scrabble board, this question can connect with and prompt movement in many directions. It can eliminate a piece of information as unimportant or, at least to the investigator asking the question, irrelevant. It can push an investigator to probe more deeply to understand a piece of information. It can also force an investigator to step back and see how to fit a finding into a broader context. To see questions in these ways requires a *wonder*, a deep wonder focused by discipline, like a lens focusing the sun’s rays on a spot of paper until it bursts into flame. It requires a kind of conjury.

Einstein reportedly once said that his own major scientific talent was his ability to look at an enormous number of experiments and journal articles, select the very few that were both correct and important, ignore the rest, and build a theory on the right ones. In that assessment of his own abilities, Einstein was very likely overly modest. But part of his genius was an instinct for what mattered and the ability to pursue it vertically and connect it horizontally.

Welch had a vital and wide curiosity, but he did not have this deeper wonder. The large aroused him. But he could not see the large in the small. No question ever aroused a great passion in him, no question ever became a compulsion, no question ever forced him to pursue it until it was either exhausted or led him to new questions. Instead he examined a problem, then moved on.

In his first years at the Hopkins he would constantly refer to his work, refer to his need to return to the laboratory. Later he abandoned the pretense and ceased even attempting to do research. Yet he never fully accepted his choice; to the end of his life he would sometimes express the wish that he had devoted himself to the laboratory.

Nonetheless, despite this lack of scientific achievement, Welch did not live one of those lives that began with great promise and ended in bitterness and disappointment. Despite his minimal production in the laboratory,

people like Mall were drawn to him. As a prominent scientist said, “Everyone agrees that Welch himself was the great attraction at the Pathological.... [H]is example, his intelligence, and his comprehensive knowledge formed the keystone of the arch of scientific medicine in America.”

For William Welch’s real genius lay in two areas.

First, he had not only knowledge but judgment. He had an extraordinary ability to hear someone describe his or her experiments, or read a paper, and immediately define the crucial points still obscure, the crucial series of experiments needed to clarify them. It was as if, although he could not himself conjure, he knew the techniques of conjuring and could teach others conjury.

He had an equally extraordinary ability to judge people, to identify those with the promise to do what he had not done. He largely chose the medical school faculty, and he chose brilliantly. All were young when appointed. Welch was thirty-four; William Osler, a Canadian and arguably the most famous clinical physician of the modern era, forty; William Halsted, a surgeon who changed the way surgeons thought, thirty-seven; Howard Kelly, a gynecologist and pioneer in radiation therapy, thirty-one; J. J. Abel, a chemist and pharmacologist who would discover adrenaline and help revolutionize pharmacopoeia, thirty-six; W. H. Howell, a physiologist, thirty-three; and Mall, thirty-one. (Howell, Abel, and Mall had been graduate students at the Hopkins.)

Second, Welch inspired. He inspired unconsciously, simply by being himself. In the early days of the school, Welch was heavy but not yet fat, short, with bright blue eyes that flashed above a dark beard called an “imperial”—a mustache and pointed goatee. He dressed conservatively but well in dark clothes and often carried a derby hat in his hand. Despite his bulk, his hands and feet were conspicuously small and made him appear almost delicate. But his most singular quality was not physical. He seemed so centered and comfortable with himself that he gave comfort to those around him. He exuded confidence without arrogance, smugness, or pomposity. In his disputes—and he had many with those outsiders who resisted changes—he never raised his voice, never seemed to feel,

according to a man who watched him for decades, “the exuberant joy of putting an opponent down.”

Everything about him was positive. His intelligence and the depth and breadth of his knowledge stimulated his teaching as well. He walked into the classroom without notes or preparation, often not knowing what subject he was to lecture on, and in an instant began discoursing lucidly and logically in ways that provoked thought and excitement. He was paternal without being paternalistic. Physicians sent him pathology samples for analysis and paid a hefty fee. His assistants did the work; he wrote up the results and gave them the money. He loved to eat and hosted lavish dinners at his club, the Maryland Club, often inviting junior colleagues or graduate students; one of them called these dinners among his “rosiest memories” because of Welch’s conversation, his ability to make students feel “the richness of the world”—the world of art and literature as well as science.

The total effect, said Simon Flexner, “made for an atmosphere of achievement...The desire to be like Welch, the desire to win his approval, these were the principal incentives of the eager young men who crowded his lab.”

Finally, a certain mystery clung to Welch. Although this was not part of his genius it explained part of his impact. For all his cordiality he remained distant. The cordiality itself was a barrier others could not penetrate. He paid little, and decreasing, attention to students until they did something significant enough to get his attention. He seemed casual, even sloppy. He would get so animated in conversation that his cigar ash would routinely drop onto his coat, where it would lie unnoticed. He was never on time. His desk would be piled with months of unanswered correspondence. Younger colleagues gave him a nickname, a nickname that spread from the Hopkins to younger scientists everywhere. They called him, never to his face, “Popsy.”

It was a comfortable, paternal, and warm nickname. But if he gave comfort, he took comfort from no one. Although he helped all whom he deemed worthy, although he surrounded himself with people, he neither encouraged nor allowed anyone to confide personal troubles to him. And he confided in no one. Mall once wrote his sister that he longed for a real friendship with Welch, not just an acquaintanceship. Even Mall would not get it. Welch took vacations alone in Atlantic City, where he enjoyed its tackiness.

The students had a chant: “Nobody knows where Popsy eats / Nobody knows where Popsy sleeps / Nobody knows whom Popsy keeps / But Popsy.”

The Hopkins medical school sat on the city’s outskirts atop a hill, miles from the main campus of the university and downtown. The main building, the Pathological Laboratory, was ugly and squat, two stories of stone, with six tall windows on each floor, and square chimneys towering above the building itself. Inside, an amphitheater for autopsies hollowed out the building, and students on the top floor could peer down over railings; a long narrow room lined each floor, a pathology laboratory on the first floor, a bacteriology laboratory on the second.

Even without the school, once the hospital opened in 1889, with sixteen buildings on fourteen acres, a small community began to develop. People breakfasted together and lunched together every day, and often met in the evening. Every Monday night a slightly more formal group of thirty to forty people gathered, including faculty, students who already had an M.D. or Ph.D., and clinicians. They would discuss current research or cases, and comments routinely generated new questions. Senior faculty sometimes dined in evening clothes at the “high table” in a bay window overlooking the grounds. The younger men played poker together, entertained each other, and went to the “Church” together—Hanselmann’s restaurant and bar, at Wolfe and Monument, where they drank beer. A Harvard professor compared the Hopkins to a monastery. Harvey Cushing said, “In the history of medicine there was never anything quite like it.” And they did have a mission.

Elias Canetti, a Nobel laureate in literature, observed in his book *Crowds and Power* that large movements were often generated by what he called “crowd crystals,...the small, rigid groups of men, strictly delimited and of great constancy, which serve to precipitate crowds. Their structure is such that they can be comprehended and taken in at a glance. Their unity is more important than their size. Their role must be familiar; people must know what they are there for.... The crowd crystal is *constant*.... Its members are trained in both action and faith.... The clarity, isolation, and constancy of the crystal form an uncanny contrast with the excited flux of the surrounding crowd.”

In the same way that precipitates fall out of solution and coalesce around a crystal, individuals with extraordinary abilities and a shared vision had now coalesced about Welch at the Hopkins. Together, with a handful of others around the country, they intended to precipitate a revolution.

CHAPTER FOUR

AERICAN MEDICAL EDUCATION needed a revolution. When the Hopkins medical school did at last open in 1893, most American medical schools had still not established any affiliation with either a teaching hospital or a university, most faculty salaries were still paid by student fees, and students still often graduated without ever touching a patient. Nor did Welch exaggerate when he said that, other than the Hopkins, no American “medical school requires for admission knowledge approaching that necessary for entrance into the freshman class of a respectable college.... [S]ome require no evidence of preliminary education whatever.”

By contrast, the Hopkins itself, not student fees, paid faculty salaries, and it required medical students to have not only a college degree but fluency in French and German and a background of science courses. Indeed, these requirements were so rigorous that Welch and Osler worried that the Hopkins would attract no students.

But students did come. They came flocking. Motivated and self-selected, they flocked to a school where students did not simply listen to lectures and take notes. They trooped through hospital rooms and examined patients, made diagnoses, heard the crepitant rales of a diseased lung, felt the alien and inhuman marble texture of a tumor. They performed autopsies, conducted laboratory experiments, and they explored: they explored organs with scalpels, nerves and muscles with electric currents, the invisible with microscopes.

Those at the Hopkins were hardly alone in seeking reform. The need had been recognized for decades. Leaders at a few other medical schools—especially Vaughan at Michigan, William Pepper Jr. at the University of Pennsylvania, William Councilman (Welch’s assistant until 1892) at Harvard, others at Northwestern, at New York’s College of Physicians and Surgeons, at Tulane—were advancing the same values that Welch and the Hopkins were, and they were doing so with equal urgency. The American Medical Association had pushed reform since its inception, and individual

physicians sought better training as well; the thousands who studied in Europe proved that.

But relatively little change had occurred in the bulk of medical schools, and even at Harvard, Penn, and elsewhere, change had often come only after violent infighting, with continual rear-guard actions fought by reluctant faculty. William Pepper had made Penn good enough that the Hopkins raided its faculty, yet after sixteen years of fighting he spoke not of achievement but of “long and painful controversy.”

Even where change had occurred, a gap between the Hopkins and elsewhere still remained. Harvey Cushing trained at Harvard and came to Baltimore as Halsted’s assistant. Nothing in Boston had prepared him for the difference. He found the Hopkins “strange.... The talk was of pathology and bacteriology of which I knew so little that much of my time the first few months was passed alone at night in the room devoted to surgical pathology looking at specimens with a German textbook at hand.”

The Hopkins did not limit its influence to medicine. Half a century after it opened, of 1,000 men starred in the 1926 edition of *American Men of Science*, 243 had Hopkins degrees; second was Harvard with 190. Even Harvard’s Charles Eliot conceded that the Harvard Graduate School “started feebly” and “did not thrive, until the example of Johns Hopkins.... And what was true of Harvard was true of every other university in the land.”

But in medicine the Hopkins made its chief mark. As early as 1900 Welch noted that at the Harvard-run Boston City Hospital “they have only Hopkins men there, and want no others.” By 1913 a European acknowledged that research in the United States in his field rivaled that done in any European country and gave credit “to one man—Franklin P. Mall at the Johns Hopkins University.” Of the first four American Nobel laureates in physiology or medicine, the Hopkins had trained three, while the fourth had received his highest degree in Europe.

In patient care its impact was similar. As with all medical schools, most of its graduates became practicing physicians. And within thirty-five years after opening, more than 10 percent of *all* Hopkins graduates had become full professors, with many younger graduates on track to do so. Many of these men transformed entire medical schools at other universities—people like Councilman and Cushing at Harvard, William MacCallum at Columbia, Eugene Opie at Washington University, Milton Winternitz at Yale, George Whipple (a Nobel laureate) at Rochester.

Howard Kelly, for all his strangeness—a fundamentalist who preached to prostitutes on street corners of whom one student said, “The only interest he manifested in my classmates was whether they were saved”—revolutionized gynecology and pioneered radiation therapy. And no individual had more impact on patient care than William Halsted, who introduced rubber gloves into surgery, who insisted upon preparation and thought prior to every step. He took such care that William Mayo once joked that his patients were healed by the time he finished, but the Mayo brothers also stated that they owed him a tremendous debt. So did all of American surgery: of seventy-two surgeons who served as residents or assistant residents under him, fifty-three became professors.

In the meantime, Henry James described the Hopkins as a place where, despite “the immensities of pain” one thought of “fine poetry...and the high beauty of applied science.... Grim human alignments became, in their cool vistas, delicate symphonies in white.... Doctors ruled, for me, so gently, the whole still concert.”

Behind this still concert lay Welch, the impresario. By the first decade of the twentieth century, Welch had become the glue that cemented together the entire American medical establishment. His own person became a central clearinghouse of scientific medicine. Indeed, he became *the* central clearinghouse. As founding editor of the *Journal of Experimental Medicine*, the first and most important American research journal, he read submissions that made him familiar with every promising new idea and young investigator in the country.

He became a national figure, first within the profession, then within science, then in the larger world, serving as president or chairman of nineteen different major scientific organizations, including the American Medical Association, the American Association for the Advancement of Science, and the National Academy of Sciences. Stanford president Ray Wilbur neither flattered nor overstated when in 1911 he wrote him, “Not to turn to you for information in regard to the best men to fill vacancies in our medical school would be to violate all the best precedents of American medical education.” Welch had, said one colleague, “the power to transform men’s lives almost by the flick of a wrist.”

But his use of power in placing people in positions—or for that matter using it for such things as defeating antivivisection legislation, which would have prevented using animals as experimental models and thus crippled medical research—was trivial in its impact compared to his application of power to two other areas.

One area involved completing the reform of all medical education. The example of the Hopkins had forced more and faster reforms at the best schools. But too many medical schools remained almost entirely unaffected by the Hopkins example. Those schools would learn a harsh lesson, and soon.

Welch's second interest involved starting and directing the flow of tens of millions of dollars into laboratory research.

In Europe governments, universities, and wealthy donors helped support medical research. In the United States, no government, institution, or philanthropist even began to approach a similar level of support. As the Hopkins medical school was opening, American theological schools enjoyed endowments of \$18 million, while medical school endowments totaled \$500,000. The difference in financial support as well as educational systems largely explained why Europeans had achieved the bulk of medical advances.

Those advances had been extraordinary, for medicine in the late nineteenth and early twentieth centuries was experiencing arguably its most golden age—including anytime since. The germ theory had opened the door to that progress. Finally investigators began using that door.

In 1880 Pasteur—who observed, “Chance favors the prepared mind”—was trying to prove he had isolated the cause of chicken cholera. He inoculated healthy chickens with the bacteria. They died. Then chance intervened. He had put aside a virulent culture for several days, then used it to inoculate more chickens. They lived. More significantly, those same chickens survived when exposed to other virulent cultures. Crediting Jenner for the idea, he tried to weaken, or “attenuate,” his word, cultures and use them to immunize birds against lethal bacteria. He succeeded.

He began applying these techniques to other infections. With anthrax he was not the first to experiment with weakened cultures, but his work was both definitive and very public. While a gallery of newspapermen and

officials watched, he inoculated cattle, then exposed them to anthrax; the inoculated ones lived, while the controls died. Three years later 3.3 million sheep and 438,000 cattle were vaccinated against anthrax in France. He also saved the life of a boy bitten by a rabid dog by giving him gradually stronger injections of fluid containing the pathogen. The next year, 1886, an international fund-raising drive created the Pasteur Institute. Almost immediately the German government funded research institutes for Koch and a few other outstanding investigators, and research institutes were founded in Russia, Japan, and Britain.

Meanwhile, public health measures were containing cholera and typhoid, and in Germany, Richard Pfeiffer, Koch's greatest disciple, and Wilhelm Kolle immunized two human volunteers with heat-killed typhoid bacilli. In Britain Sir Almroth Wright advanced upon this work and developed a vaccine against typhoid.

All these advances *prevented* infectious disease. But no physician could yet *cure* a patient who was dying of one. That was about to change.

One of the deadliest of childhood diseases was diphtheria. Usually it killed by choking its victims to death—by generating a membrane that closed the breathing passages. In Spain the disease was called *el garrotillo*, “the strangler.”

In 1884, German scientist Friedrich Loeffler isolated the diphtheria bacillus from throats of patients, grew it on a special medium (laboratories today still use “Loeffler's serum slope” to grow the bacteria from suspected cases), and began careful experiments in animals that took several years. His work suggested that the bacteria themselves did not kill; the danger came from a toxin, a poison, that the bacteria excreted.

In 1889 Pasteur's protégés Émile Roux and Alexandre Yersin grew broth thick with diphtheria bacteria and used compressed air to force the broth through a filter of unglazed porcelain. (The filter was designed by Charles Chamberland, a physicist working with Pasteur; though only a tool, the filter itself would prove to be immensely important.) No bacteria or solids could pass through the porcelain. Only liquid could. They then sterilized this liquid. It still killed. That proved that a soluble toxin did the killing.

Meanwhile, an American physiologist named Henry Sewall at the University of Michigan was studying snake venom, which chemically

resembles many bacterial toxins. In 1887 he immunized pigeons against rattlesnake poison.

If pigeons could be immunized, humans likely could be too. As they had with cholera, French and German scientists raced each other, building upon Sewall's and each other's advances, studying both diphtheria and tetanus. In December 1890, Koch protégés Emil Behring, who would later win the Nobel Prize, and Shibasaburo Kitasato showed that serum—the fluid left after all solids are removed from blood—drawn from one animal made immune to tetanus could be injected into a different animal and protect it from disease.

The paper shook the scientific world. Work on diphtheria at a level of intensity heretofore unknown proceeded in laboratories. Over the Christmas holiday in 1891 in Berlin, the first attempt to cure a person of diphtheria was made. It succeeded.

Scientists had discovered a way not simply to prevent a disease. They had found a way to cure disease. *It was the first cure.*

Over the next few years work continued. In 1894, Émile Roux of the Pasteur Institute read his paper summarizing experiments with diphtheria antitoxin before the International Congress on Hygiene in Budapest.

Many of the greatest scientists in the world sat in the audience. As Roux finished, these men, each renowned in his own right, began to clap, then stood on their seats, their hands making thunderous sounds, their voices shouting applause in half a dozen languages, their hats thrown to the ceiling. Welch then reported American experiences confirming the work of both the French and Germans. And each delegate returned to his home with a bottle of this marvelous curative agent in his possession.

In the keynote speech at the next meeting of the Association of American Physicians, an association created to foster scientific medicine, Welch said, “The discovery of the healing serum is entirely the result of laboratory work. In no sense was the discovery an accidental one. Every step leading to it can be traced, and every step was taken with a definite purpose and to solve a definite problem. These studies and resulting discoveries mark an epoch in the history of medicine.”

His comment was a declaration not of war but of victory. Scientific medicine had developed technologies that could both prevent and cure

diseases that had previously killed in huge numbers, and killed gruesomely.

And if French and German scientists had found the antitoxin, Americans William Park, chief of the laboratory division of the New York City Health Department, and Anna Williams, his deputy and perhaps the leading female bacteriologist in this country—possibly anywhere—transformed it into something that every doctor in the developed world had easy access to. They were an odd couple: he with an original and creative mind but staid, even stolid, extremely precise and well organized; she, wild, risk taking, intensely curious, a woman who took new inventions apart to see how they worked. They complemented each other perfectly.

In 1894 they discovered a way to make a toxin five hundred times as potent as that used by Europeans. This lethality made a far more efficient stimulator of antitoxin and slashed the cost to one-tenth what it had been. Park then broke the production process into tasks that ordinary workers, not scientists, could perform and turned part of the laboratory into a virtual factory. It soon became by far the cheapest, most efficient, and reliable producer of the antitoxin in the world. Diphtheria-antitoxin production today is still based on their methods.

The lab distributed it free in New York and sold it elsewhere. Park used the money to subsidize basic research and make the city laboratories into arguably the best medical research institution in the country at the time. Its annual reports soon contained, according to one historian of medicine, “a body of research of which any Institute in the world would be proud.”

And the antitoxin suddenly became available around the world. Diphtheria fatality rates quickly fell by almost two-thirds, and country doctors began to perform miracles. It was only the first miracle of what promised to be many.

As the use of this antitoxin was becoming widespread, Frederick Gates, an intellectually curious Baptist minister who had a gift for seeing opportunities to exploit and was an assistant to John D. Rockefeller, picked up a medical textbook written by William Osler called *The Principles and Practice of Medicine*, a textbook that would go through many editions and find a readership among both physicians and informed laymen. In it Osler traced the evolution of medical ideas, explored controversies, and, most significantly, admitted uncertainty and ignorance.

Gates had started working for Rockefeller as a philanthropic adviser, but nothing limited him to eleemosynary concerns. He organized several Rockefeller business ventures, pulling, for example, a \$50 million profit out of the Mesabi iron range in Minnesota. Rockefeller himself used a homeopathic physician, and Gates had also read *The New Testament of Homeopathic Medicine*, written by Samuel Hahnemann, founder of the movement. Gates decided that Hahnemann “must have been, to speak charitably, little less than lunatic.”

Osler’s book impressed Gates in very different ways for it presented a paradox. First, it showed that medical science had immense promise. But it also showed that that promise was far from being realized. “It became clear to me that medicine could hardly hope to become a science,” Gates explained, “until...qualified men could give themselves to uninterrupted study and investigation, on ample salary, entirely independent of practice.... Here was an opportunity, to me the greatest, which the world could afford, for Mr. Rockefeller to become a pioneer.”

Meanwhile, John D. Rockefeller Jr. talked about the idea of funding medical research with two prominent physicians, L. Emmett Holt and Christian Herter, both former students of Welch. Both eagerly endorsed the idea.

On January 2, 1901, Rockefeller Sr.’s grandchild John Rockefeller McCormick, also the grandchild of Cyrus McCormick, died of scarlet fever in Chicago.

Later that year the Rockefeller Institute for Medical Research was incorporated. It would change everything.

Welch declined the offer to head the new institute but he assumed all the duties of launching it, chairing both the institute board itself and its board of scientific directors. That scientific board included Welch’s old friend T. Mitchell Prudden, Holt, Herter, two other prominent scientists who had been students of Welch, and Harvard’s Theobald Smith. Smith, one of the leading bacteriologists in the world, had been Welch’s first choice for director but had declined because he had done most of his research on animal diseases—for example, developing a vaccine to prevent hog cholera—and thought it would be more politic to have a director who had investigated human disease.

So Welch offered the position to Simon Flexner, who had left the Hopkins to take a highly prestigious professorship at the University of Pennsylvania's medical school. (Flexner had rejected an offer of an \$8,000 salary from Cornell to take the position at Penn at \$5,000.) But his appointment had been contentious, and at the meeting where he was chosen one faculty member said that accepting the Jew as a professor did not involve accepting him as a man. Daily he fought with other faculty over both personal and substantive issues.

Flexner accepted Welch's offer, and a raise. But the launching of the institute remained firmly under Welch's control. In this, Flexner said, Welch "accepted no assistance, not even clerical. Every detail was attended to with his own hand, every letter handwritten."

The European research institutes were either dedicated to infectious disease or designed to allow freedom to individuals such as Pasteur, Koch, and Ehrlich. The Rockefeller Institute saw medicine itself as its field; from its earliest existence, scientists there studied infectious disease, but they also laid the groundwork in surgery for organ transplants, established links between viruses and cancer, and developed a method to store blood.

At first the institute gave modest grants to scientists elsewhere, but in 1903 it opened its own laboratory, in 1910 its own hospital. And Flexner began to come into his own.

There was a roughness about Simon Flexner, something left over from the streets, from his growing up the black sheep in an immigrant Jewish family in Louisville, Kentucky. Older and younger brothers were brilliant students, but he quit school in the sixth grade. Sullen and flirting with delinquency, he was fired even by an uncle from a menial job in a photography studio. Next he worked for a dry-goods dealer who defrauded people and fled the city. A druggist fired him. His father gave him a tour of the city jail to try to frighten him into obedience, then arranged a plumbing apprenticeship, but the plumber balked when Simon's old principal warned him "not to have anything to do with Simon Flexner."

At the age of nineteen Flexner got another job with a druggist, washing bottles. The shop had a microscope and the druggist forbade him to touch it. He ignored the order. Flexner hated any kind of tedium, and taking orders. What the microscope showed him was not at all tedious.

Abruptly his mind engaged. He was fascinated. He began making sudden impossible leaps. In a single year he finished a two-year program at the Louisville College of Pharmacy and won the gold medal for best student. He began working for his older brother Jacob, another druggist who also had a microscope; now Simon did not have sneak to use it. Simultaneously he went to a medical school—at night. Flexner later recalled, “I never made a physical examination. I never heard a heart or lung sound.”

But he did get an M.D. His younger brother Abraham had graduated from the Hopkins, and Simon sent some of his microscopic observations to Welch. Soon Simon was studying at the Hopkins himself.

Welch took to him though they were opposites. Flexner was small and wiry, almost wizened, and no one ever called him charming. He had an edgy insecurity and said, “I have never been educated in any branch of learning. There are great gaps in my knowledge.” To fill the gaps, he read. “He read,” his brother Abraham said, “as he ate.” He devoured books, read everything, read omnivorously, from English literature to Huxley and Darwin. He felt he had to learn. His insecurities never fully left him. He talked of “sleepless nights and days of acute fear...a maddening nervousness which prevented me from having a quiet moment.”

Yet others recognized in him extraordinary possibilities. Welch arranged a fellowship for him in Germany, and four years later he became professor of pathology at the Hopkins. Often he went into the field: to a mining town to study meningitis, to the Philippines to study dysentery, to Hong Kong to study plague. Nobel laureate Peyton Rous later called Flexner’s scientific papers “a museum in print, only they stir with life; for he experimented as well as described.”

He never lost his street toughness but his sharp hard edges did become rounded. He married a woman who was herself extraordinary enough to captivate Bertrand Russell (sixty letters from him were in her papers) and whose sister was a founder of Bryn Mawr. The famed jurist Learned Hand became a close friend. And he left his mark on the Rockefeller Institute.

Emerson said that an institution is the lengthened shadow of one man, and the institute did reflect Simon Flexner. Raymond Fosdick, later president of the Rockefeller Foundation, talked of the “steely precision of his reason. His mind was like a searchlight that could be turned at will on

any question that came before him.” A Rockefeller researcher said he had “a logic far beyond that of most men, final as a knife.”

But in place of the comfort and monastic purpose and intimacy that Welch gave the Hopkins, Flexner made Rockefeller sharp, edgy, cold. Once, when the usefulness ended of horses that had been immunized against a disease, then bled over and over to produce antiserum, he never considered turning them out to pasture; he considered only either selling them for slaughter “to manufacturers or they can be bled further, with the idea of sacrificing them”—bleeding them to death for a final harvest of serum. He could dismiss a person as easily, ridding the institute of what he termed “unoriginal” men as soon as he made that determination. The room most feared in the institute was Flexner’s office. He could be brutal there, and several prominent scientists were afraid of him. Even at Flexner’s memorial service, a Nobel laureate said, “Individuals were as nothing to Dr. Flexner compared with the welfare of the institute.”

He sought attention for the institute from the press and credit from the scientific community. His own work created controversy. Shortly after the Rockefeller Institute was established, a meningitis epidemic struck the eastern United States. Desperate measures were used to fight the infection. Diphtheria antitoxin was tried, and some physicians even tried the ancient practice of bleeding patients. At the Hopkins, Cushing tried draining pus-filled fluid from the spinal canal.

At the Rockefeller Institute, the meningitis epidemic seemed a particular challenge. Rockefeller and Gates wanted results. Flexner wanted to produce them.

Ten years earlier William Park, who had perfected diphtheria antitoxin, had developed a serum against meningococci. In every laboratory test his serum had worked. But it had had no effect on people. Now two Germans developed a similar serum, but they injected it directly into the spinal column instead of into veins or muscle. Normally the mortality rate from the disease was 80 percent. In 102 patients they cut the mortality to 67 percent, suggestive but not a statistically significant improvement.

Still, Flexner’s instincts told him it meant something. He repeated the German experiments. His patients died at a 75 percent rate. Instead of discarding the approach, however, he persisted; he began a long series of experiments, both in the laboratory, to improve the serum’s potency, and physiologically, searching for the best way to administer it to monkeys.

After three years of work, he settled upon the method: first, to insert a needle intrathecally—under a thin membrane lining the spinal cord—and withdraw 50 ccs of spinal fluid, and then to inject 30 ccs of serum. (Unless fluid was withdrawn first, the injection could increase pressure and cause paralysis.) It worked. In 712 people the mortality rate fell to 31.4 percent.

Physicians from Boston, San Francisco, Nashville—all confirmed the work, with one noting, “Remarkable results were obtained in the use of this serum by the country practitioners.”

Not all accepted Flexner’s role. Later, in a bacteriology textbook, Park implied that Flexner had contributed little to the development of the serum. Flexner responded with an angry visit to Park’s lab; a shouting match ensued. There would be further disputes between the two, public enough that newspapers reported on one.

Ultimately Flexner cut the death rate for patients infected by the meningococcus, the most common cause of bacterial meningitis, to 18 percent. According to a recent *New England Journal of Medicine* study, today with antibiotics patients at Massachusetts General Hospital, one of the best hospitals in the world, suffering from bacterial meningitis have a mortality rate of 25 percent.

He and the institute received massive amounts of publicity. He liked it and wanted more. So did Gates and Rockefeller. In the first decade of the institute especially, whenever someone there seemed on the edge of something exciting, Flexner hovered about. His constant attention seemed to demand results, and he routinely urged investigators to publish, writing, for example, “In view of the rapidity with which publications are appearing from Belgium and France, I advise the publication of your present results. Please see me about this promptly.”

The pressure did not all come from Flexner. It simply flowed down through him. At a 1914 dinner Gates declared, “Who has not felt the throbbing desire to be useful to the whole wide world? The discoveries of this institute have already reached the depths of Africa with their healing ministrations.... You announce a discovery here. Before night your discovery will be flashed around the world. In 30 days it will be in every medical college on earth.”

The result was a publicity machine. Highly respected investigators mocked the institute for, said one who himself spent time there, “frequent ballyhoo of unimportant stuff as the work of genius” because of

“administrators and directors impelled by the desire for institutional advertising.”

Yet Flexner also had a large vision. In his own work, he had what Welch lacked: the ability to ask a large question and frame it in ways that made answering it achievable. And when he judged an investigator original, an asset to the institute, he gave his full support. He did so with Nobel laureates Alexis Carrel and Karl Landsteiner, both of whose work was recognized early, but he also gave freedom and support to young investigators who had not yet made their mark. Peyton Rous, whose undergraduate and medical degrees both came from the Hopkins, would win the Nobel Prize for his discovery that a virus could cause cancer. He made that finding in 1911. The prize did not come until 1966. Initially the scientific community mocked him; it took that long for his work first to be confirmed, then appreciated. Yet Flexner always stood by him. Thomas Rivers, a Hopkins-trained scientist at Rockefeller who defined the difference between viruses and bacteria, recalled, “I am not saying Flexner wasn’t tough or couldn’t be mean—he could, believe me—but he also was tender with people.”

Even in a formal report to the board of scientific directors, thinking of Rous perhaps, or perhaps Paul Lewis, an extraordinarily promising young scientist working directly with Flexner, Flexner said, “The ablest men are often the most diffident and self-deprecatory. They require in many cases to be reassured and made to believe in themselves.” When another scientist Flexner had faith in wanted to switch fields, Flexner told him, “It will take two years for you to find your way. I won’t expect anything from you until after that.”

And finally Flexner believed in openness. He welcomed disagreement, expected friction and interaction, wanted the institute to become a living thing. The lunchroom was as important to Flexner as the laboratory. There colleagues working in different areas exchanged ideas. “Rous was a brilliant conversationalist, Jacques Loeb, Carrel,” recalled Michael Heidelberger, then a junior investigator. Although Rous and Carrel won the Nobel Prize, Loeb may have been the most provocative. “These were really remarkable sessions sometimes. They were a great inspiration.”

Each Friday especially mattered; investigators routinely presented their most recent work in a casual setting, and colleagues made comments, suggested experiments, added different contexts. It was a place of

excitement, of near holiness, even though some men—Karl Landsteiner, for instance, another Nobel laureate—almost never made presentations. Flexner actively sought out individualists who did not fit in elsewhere, whether they be loners or prima donnas. The mix was what mattered. Flexner, Rous said, made the institute “an organism, not an establishment.”

And Flexner’s impact, like Welch’s, was extending far beyond anything he did personally in the laboratory, or for that matter, in the Rockefeller Institute itself.

Even before the institute had exerted wide influence, American medical science was attaining world class. In 1908 the International Congress on Tuberculosis was held in Washington. Robert Koch came from Germany, great and imperious, prepared to pass judgment and issue decrees.

At a meeting of the section on pathology and bacteriology, which Welch headed, Park read a paper stating that “it is now absolutely established that quite a number of children have contracted fatal generalized tuberculosis from bacilli” in cow’s milk. Koch insisted Park was wrong, that no evidence supported the idea that cattle gave tuberculosis to man. Theobald Smith then rose and supported Park. Arguments broke out all over the room. But the congress as a whole was convinced; a few days later, it passed a resolution calling for preventive measures against the spread of tuberculosis from cattle to man. Koch snapped, “Gentlemen, you may pass your resolutions, but posterity will decide!”

One delegate noted, “Dr. Koch isolated the tubercle bacillus; today, science isolated Dr. Koch.”

Science is not democratic. Votes do not matter. Yet this vote marked the coming of age of American medicine. It was by no means due solely to the Hopkins. Neither Park nor Smith had trained or taught there. But the Hopkins and the Rockefeller Institute were about to fit two more pieces into place that would give American medicine a true claim to scientific leadership.

CHAPTER FIVE

THE MEN WHO CREATED the Rockefeller Institute always intended to have a small affiliated hospital built to investigate disease. No patient would pay for treatment and only those suffering from diseases being studied would be admitted. No other research institute in the world had such a facility. That much William Welch, Simon Flexner, Frederick Gates, and John D. Rockefeller Jr. did intend. But they did not plan to have what Rufus Cole, the hospital's first director, all but forced upon them.

Tall, mustached, and elegant, with an ancestor who arrived at Plymouth, Massachusetts, in 1633, Cole did not appear to be a forceful man, did not seem someone capable of confronting Flexner. But he always remained true to those things that he had thought out, and his thinking was powerful. Then he yielded only to evidence, not to personality, and advanced his own ideas calmly and with tenacity. His longtime colleague Thomas Rivers called him “a modest man, a rather timid man,” who “would go out of his way to dodge” a confrontation. But, Rivers added, “He was considered the brightest man that ever graduated from Hopkins at the time he graduated.... If you get him mad, get him in a corner and kind of back him up,...[y]ou would find, generally to your sorrow, that the old boy wasn't afraid to fight.”

Cole had wide interests and late in life wrote a two-volume, 1,294-page study of Oliver Cromwell, the Stuarts, and the English Civil War. But at the institute lunch table he focused. Heidelberger recalled, “He would sit there and listen to whatever was going on, and then he'd ask a question. Sometimes the question seemed almost naive for a person who was supposed to know as much as he did, but the result always was to bring out things that hadn't been brought out before and to get much deeper down into the problem than one had before. Dr. Cole was really quite remarkable in that way.”

His father and two uncles were doctors, and at the Hopkins his professor Lewellys Barker had established laboratories next to patient wards to study disease, not just conduct diagnostic tests. There Cole had

done pioneering research. He came away from that experience with ideas that would influence the conduct of “clinical” research—research using patients instead of test tubes or animals—to this day.

Flexner saw the hospital as a testing ground for ideas generated by laboratory scientists. The scientists would control experimental therapies. The doctors treating the patients would do little more than play the role of a technician caring for a lab animal.

Cole had other ideas. He would not allow the hospital and its doctors to serve, said Rivers, as a “handmaiden. He and his boys were not going to test Noguchi’s ideas, Meltzer’s ideas, or Levens’s ideas. Cole was adamant that people caring for patients do the research on them.”

In a letter to the directors Cole explained that the clinicians should be full-fledged scientists conducting serious research: “One thing that has most seriously delayed the advancement of medicine has been the physical and intellectual barrier between the laboratory and the wards of many of our hospitals. Clinical laboratories most often exist merely to aid diagnosis. I would therefore urge that the hospital laboratory be developed as a true research laboratory, and that moreover [the doctors] of the hospital be permitted and urged to undertake experimental work.”

This was no simple question of turf or bureaucratic power. Cole was setting an enormously important precedent. He was calling for—demanding—that physicians treating patients undertake rigorous research involving patients with disease. Precedents for this kind of work had been seen elsewhere, but not in the systematic way Cole envisioned.

Such studies not only threatened the power of the scientists doing purely laboratory research at the institute but, by implication, also changed the doctor-patient relationship. They were an admission that doctors did not know the answers and could not learn them without the patients’ help. Since any rigorous study required a “control,” this also meant that random chance, as opposed to the best judgment of the physician, might dictate what treatment a patient got.

Timid of nature or not, Cole would not yield. Flexner did. As a result, the Rockefeller Institute Hospital applied science directly to patient care, creating *the* model of clinical research—a model followed today by the greatest medical research facility in the world, the Clinical Center at the National Institutes of Health in Bethesda, Maryland. That model allowed investigators to learn. It also prepared them to act.

The Rockefeller Institute Hospital opened in 1910. By then the best of American medical science and education could compete with the best in the world. But an enormous gap existed in the United States between the best medical practice and the average, and an unbridgeable chasm separated the best from the worst.

In effect, there were outstanding generals, colonels, and majors, but they had no sergeants, corporals, or privates; they had no army to lead, at least not a reliable one. The gap between the best and the average had to be closed, and the worst had to be eliminated.

Physicians already practicing were unreachable. They had on their own either chosen to adopt scientific methods or not. Thousands had. Simon Flexner himself received his M.D. from a terrible medical school but had more than compensated, confirming Welch's observation: "The results were better than the system."

But the system of medical education still needed massive reform. Calls for reform had begun in the 1820s. Little had been accomplished outside a handful of elite schools.

Even among elite schools change came slowly. Not until 1901 did Harvard, followed soon by Penn and Columbia, join the Hopkins in requiring medical students to have a college degree. But even the best schools failed to follow the Hopkins's lead in recruiting quality faculty, instead choosing professors in clinical medicine from among local physicians. The official history of Penn's medical school conceded, "Inbreeding of a faculty could hardly go farther." Harvard's clinical professors were actually selected by a group of doctors who had no status at Harvard and met at the Tavern Club to make their decisions, which were usually based on seniority. Not until 1912 would Harvard select a clinical professor from outside this group.

Pressure did come from within the profession to improve. Not only those at the Hopkins, Michigan, Pennsylvania, Harvard, and other leading medical schools devoted themselves to reform. So did a large number of individual physicians and surgeons. In 1904 the American Medical Association finally formed a Council on Medical Education to organize the reform movement. The council began inspecting all 162 medical schools—more than half of all the medical schools in the world—in the United States and Canada.

Three years later the AMA council issued a blistering—but confidential—report. It concluded that at the better schools improvement was occurring, although, despite enormous effort by many reformers, not at a rapid enough pace. But the worst schools had barely changed at all. Faculty still owned most of them, most still had no connection to a university or hospital and no standards for admission, and tuition still funded faculty salaries. One school had graduated 105 “doctors” in 1905, none of whom had completed any laboratory work whatsoever; they had not dissected a single cadaver, nor had they seen a single patient. They would wait for a patient to enter their office for that experience.

The report had some effect. Within a year, fifty-seven medical schools were requiring at least one year of college of their applicants. But that still left two-thirds of the schools with lower or no requirements, and it did not address the content of the education itself.

Unable to confront its own membership again—in 1900 the AMA had only eight thousand members out of one hundred ten thousand doctors and feared antagonizing the profession—the AMA gave its report to the Carnegie Foundation, insisted that it remain confidential, and asked for help. In turn, the Carnegie Foundation commissioned Simon Flexner’s brother Abraham to survey medical education. Although not a doctor, Flexner had been an undergraduate at the Hopkins—he said that even among undergraduates “research was the air we breathed”—and had already demonstrated both a ruthless, unforgiving judgment and a commitment to advancing model educational institutions. In his first job after college, he had taught in a Louisville high school—where he failed his entire class of fifteen students—and had experimented with new ways of teaching. Later he would create the Institute for Advanced Study at Princeton, and personally recruit Albert Einstein to it.

Abraham Flexner began his study by talking at length to Welch and Franklin Mall. Their views influenced him, to say the least. He stated, “The rest of my study of medical education was little more than an amplification of what I had learned during my initial visit to Baltimore.”

In 1910, the same year the Rockefeller Institute Hospital opened, his report *Medical Education in the United States and Canada* appeared. It soon came to be known simply as “The Flexner Report.”

According to it, few—very, very few—schools met his standards, or any reasonable standard. He dismissed many schools as “without redeeming

features of any kind...general squalor...clinical poverty.... [O]ne encounters surgery taught without patient, instrument, model, or drawing; recitations in obstetrics without a manikin in sight—often without one in the building.” At Temple, at Halifax University, at the Philadelphia College of Osteopathy, the dissecting rooms “defy description. The smell is intolerable, the cadavers now putrid.” At North Carolina Medical College Flexner quoted a faculty member saying, ““It is idle to talk of real laboratory work for students so ignorant and clumsy. Many of them, gotten through advertising, would make better farmers.””

Flexner concluded that more than 120 of the 150-plus medical schools in operation should be closed.

It was the Progressive Era. Life was becoming organized, rationalized, specialized. In every field “professionals” were emerging, routing the ideas of the Jacksonian period, when state legislatures deemed that licensing even physicians was antidemocratic. Frederick Taylor was creating the field of “scientific management” to increase efficiencies in factories, and Harvard Business School opened in 1908 to teach it. This rationalization of life included national advertising, which was now appearing, and retail chains, which were stretching across the continent; United Drug Stores the largest, had 6,843 locations.

But the Flexner report did not merely reflect the Progressive Era. Nor did it reflect the context in which one Marxist historian tried to place scientific medicine, calling it “a tool developed by members of the medical profession and the corporate class to...legitimize” capitalism and shift attention from social causes of disease. Noncapitalist societies, including Japan, Russia, and China, were adopting scientific medicine as well. The report reflected less the Progressive Era than science. Not surprisingly, progressives failed in a similar effort to standardize training of lawyers. Anyone could read a statute; only a trained specialist could isolate a pathogen from someone sick.

The Progressive Era was, however, also the muckraking era. Flexner’s report raked muck and created a sensation. Fifteen thousand copies were printed. Newspapers headlined it and investigated local medical schools. Flexner received at least one death threat.

The impact was immediate. Armed now with the outcry Flexner had generated, the AMA's Council on Medical Education began rating schools as "Class A" and fully satisfactory; "Class B," which were "redeemable" or "Class C," which were "needing complete reorganization." Schools owned and operated by faculty were automatically rated C.

Less than four years after Flexner's report was issued, thirty-one states denied licensing recognition to new graduates of Class C institutions, effectively killing the schools outright. Class B schools had to improve or merge. Medical schools at such universities as Nebraska, Colorado, Tufts, George Washington, and Georgetown kept a tenuous hold on AMA approval but survived. In Baltimore three Class B schools consolidated into the present University of Maryland medical school. In Atlanta, Emory absorbed two other schools. Medical schools at such institutions as Southern Methodist, Drake, Bowdoin, and Fordham simply collapsed.

By the late 1920s, before the economic pressure of the Depression, nearly one hundred medical schools had closed or merged. The number of medical students, despite a dramatic increase in the country's population, declined from twenty-eight thousand in 1904 to fewer than fourteen thousand in 1920; in 1930, despite a further increase in the country's population, the number of medical students was still 25 percent less than in 1904.

Later, Arthur Dean Bevan, leader of the AMA reform effort, insisted, "The AMA deserved practically all the credit for the reorganization of medical education in this country.... 80% of the Flexner report was taken from the work of the Council on Medical Education." Bevan was wrong. The AMA wanted to avoid publicity, but only the leverage of the publicity—indeed, the scandal—Flexner generated could force change. Without the report, reform would have taken years, perhaps decades. And Flexner influenced the direction of change as well. He defined a model.

The model for the schools that survived was, of course, the Johns Hopkins.

Flexner's report had indirect impact as well. It greatly accelerated the flow, already begun, of philanthropic funds into medical schools. Between 1902 and 1934, nine major foundations poured \$154 million into medicine, nearly half the total funds given away to all causes. And this understates the money generated, because the gifts often required the school to raise matching funds. This money saved some schools. Yale, for example, was

rated a weak Class B school but it launched a fund-raising drive and increased its endowment from \$300,000 to almost \$3 million; its operating budget leaped from \$43,000 to \$225,000. The states also began pouring money into schools of state universities.

The largest single donor remained the Rockefeller Foundation. John D. Rockefeller himself continued to see a homeopathic physician.

Welch had turned the Hopkins model into a force. He and colleagues at Michigan, at Penn, at Harvard, and at a handful of other schools had in effect first formed an elite group of senior officers of an army; then, in an amazingly brief time, they had revolutionized American medicine, created and expanded the officer corps, and begun training their army, an army of scientists and scientifically grounded physicians.

On the eve of America's entry into World War I, Welch had one more goal. In 1884, when the Hopkins first offered Welch his position, he had urged the establishment of a separate school to study public health in a scientific manner. Public health was and is where the largest numbers of lives are saved, usually by understanding the epidemiology of a disease—its patterns, where and how it emerges and spreads—and attacking it at its weak points. This usually means prevention. Science had first contained smallpox, then cholera, then typhoid, then plague, then yellow fever, all through large-scale public health measures, everything from filtering water to testing and killing rats to vaccination. Public health measures lack the drama of pulling someone back from the edge of death, but they save lives by the millions.

Welch had put that goal aside while he focused on transforming American medicine, on making it science-based. Now he began to pursue that goal again, suggesting to the Rockefeller Foundation that it fund a school of public health.

There was competition to get this institution, and others tried to convince the foundation that though creating a school of public health made good sense, putting it in Baltimore did not. In 1916, Harvard president Charles Eliot wrote bluntly to the foundation—and simultaneously paid Welch a supreme compliment—when he dismissed the entire Hopkins medical school as “one man's work in a new and small university.... The more I consider the project of placing the Institute of Hygiene at Baltimore,

the less suitable expedient I find it.... In comparison with either Boston or New York, it conspicuously lacks public spirit and beneficent community action. The personality and career of Dr. Welch are the sole argument for putting it in Baltimore—and he is almost 66 years old and will have no similar successor.”

Nonetheless, that “sole argument” sufficed. The Johns Hopkins School of Hygiene and Public Health was scheduled to open October 1, 1918. Welch had resigned as a professor at the medical school to be its first dean.

The study of epidemic disease is, of course, a prime focus of public health.

Welch was sick the day of the scheduled opening, and getting sicker. He had recently returned from a trip to investigate a strange and deadly epidemic. His symptoms were identical to those of the victims of that epidemic, and he believed he too had the disease.

The army Welch had created was designed to attack, to seek out particular targets, if only targets of opportunity, and kill them. On October 1, 1918, the abilities of that army were about to be tested by the deadliest epidemic in human history.

Part II

THE SWARM

CHAPTER SIX

HASKELL COUNTY, KANSAS, lies west of Dodge City, where cattle drives up from Texas reached a railhead, and belongs geographically to and, in 1918, not far in time from, the truly Wild West. The landscape was and is flat and treeless, and the county was, literally, of the earth. Sod houses built of earth were still common then, and even one of the county's few post offices was located in the dug-out sod home of the postmaster, who once a week collected the mail by riding his horse forty miles round-trip to the county seat in Santa Fe, a smattering of a few wooden buildings that was already well on its way to becoming the ghost town it would be in another ten years—today only its cemetery remains as a sign of its existence. But other towns nearby did have life. In Copeland, Stebbins Cash Store sold groceries, shoes, dry goods, dishes, hardware, implements, paints, and oils, while in Sublette, in the absence of a bank, S. E. Cave loaned money on real estate for 7.5 percent.

Here land, crops, and livestock were everything, and the smell of manure meant civilization. Farmers lived in close proximity to hogs and fowl, with cattle, pigs, and poultry everywhere. There were plenty of dogs too, and owners made sure to teach their dogs not to chase someone else's cattle; that could get them shot.

It was a land of extremes. It was dry enough that the bed of the Cimarron River often lay cracked and barren of water, dry enough that the front page of the local newspaper proclaimed in February 1918, "A slow rain fell all day, measuring 27 one hundredths. It was well appreciated." Yet torrential rains sometimes brought floods, such as the one in 1914 that drowned ranchers and wiped out the first and largest permanent business in the area, a ranch that ran thirty thousand head of cattle. In summer the sun bleached the prairie, parching it under a heat that made light itself quiver. In winter unearthly gales swept unopposed across the plains for hundreds of miles, driving the windchill past fifty degrees below zero; then the country seemed as frozen and empty as the Russian steppes. And storms, violent storms, from tornadoes to literally blinding blizzards, plagued the region.

But all these extremes of nature came every season. Another extreme of nature came only once.

Epidemiological evidence suggests that a new influenza virus originated in Haskell County, Kansas, early in 1918. Evidence further suggests that this virus traveled east across the state to a huge army base, and from there to Europe. Later it began its sweep through North America, through Europe, through South America, through Asia and Africa, through isolated islands in the Pacific, through all the wide world. In its wake followed a keening sound that rose from the throats of mourners like the wind. The evidence comes from Dr. Loring Miner.

Loring Miner was an unusual man. A graduate of the oldest university in the West, Ohio University in Athens, Ohio, a classicist enamored of ancient Greece, he had come in 1885 to this region. Despite a background so unlike those of his fellow frontiersmen, he had taken to the country and done well.

Miner was a big man in many ways: physically large, with angular features and a handlebar mustache, gruff, someone who didn't suffer fools—especially when he drank, which was often. A certain rebelliousness was part of his bigness as well. He hadn't seen the inside of a church in years. Periodically he reread the classics in Greek but he ate peas with his knife. And in thirty years on that prairie he had built a small empire apart from medicine. In the Odd Fellows he was a past noble grand, he had chaired the county Democratic Party, had been county coroner, was county health officer. He owned a drugstore and grocery and expected his patients to buy from him, and he married into the family of the largest landowners in western Kansas. Even in Haskell there was a social order, and now, during the war, his wife used her social standing as head of the county Red Cross Woman's Work Committee. When she asked for something few said no to her, and most women in the county did Red Cross work—real work, hard work, almost as hard as farmwork.

But Miner also personified Welch's comment that the results of medical education were better than the system. Although an isolated country doctor who began practicing before the establishment of the germ theory of disease, he had quickly accepted it, kept up with the astounding advances in his profession, built a laboratory in his office, learned how to use the new antitoxins for diphtheria and tetanus. By 1918 one of his sons had also

become a doctor with a fully scientific education, and was already in the navy. He prided himself on his own scientific knowledge and puzzled over problems. His patients said they'd rather have him drunk than someone else sober.

His practice ranged over hundreds of square miles. Perhaps that was what Miner liked about it, the great expanse, the extremes, the lonely wind that could turn as violent as a gunshot, the hours spent making his way to a patient, sometimes in a horse and buggy, sometimes by car, sometimes by train—conductors would hold the train for him, and in winter stationmasters would violate the rules and let him wait inside the office by the stove.

But in late January and early February 1918, Miner had other concerns. One patient presented with what seemed common symptoms, although with unusual intensity—violent headache and body aches, high fever, nonproductive cough. Then another. And another. In Satanta, in Sublette, in Santa Fe, in Jean, in Copeland, on isolated farms.

Miner had seen influenza often. He diagnosed the disease as influenza. But he had never seen influenza like this. This was violent, rapid in its progress through the body, and sometimes lethal. This influenza killed. Soon dozens of his patients—the strongest, the healthiest, the most robust people in the county—were being struck down as suddenly as if they had been shot.

Miner turned all his energies to this disease. He drew blood, urine, and sputum samples, and used the laboratory skills his son had helped him improve. He searched all his medical texts and journals. He called his few colleagues in that part of the state. He contacted the U.S. Public Health Service, which offered him neither assistance nor advice. Meanwhile he likely did what little he could, trying diphtheria antitoxin with no effect, perhaps even trying tetanus antitoxin—anything that might stimulate the body's immune system against disease.

The local paper, the *Santa Fe Monitor*, apparently worried about hurting morale in wartime, said little about deaths but on inside pages reported, "Mrs. Eva Van Alstine is sick with pneumonia. Her little son Roy is now able to get up.... Ralph Lindeman is still quite sick.... Goldie Wolgehagen is working at the Beeman store during her sister Eva's sickness.... Homer Moody has been reported quite sick.... Mertin, the young son of Ernest Elliot, is sick with pneumonia.... We are pleased to report that Pete

Hesser's children are recovering nicely.... Mrs J. S. Cox is some better but is very weak yet.... Ralph McConnell has been quite sick this week.”

By now the disease overwhelmed Miner with patients. He pushed everything else aside, slept sometimes in his buggy while the horse made its own way home—one advantage over the automobile—through frozen nights. Perhaps he wondered if he was being confronted with the Plague of Athens, a mysterious disease that devastated the city during the Peloponnesian Wars, killing possibly one-third the population.

Then the disease disappeared. By mid-March the schools reopened with healthy children. Men and women returned to work. And the war regained its hold on people's thoughts.

The disease still, however, troubled Miner deeply. It also frightened him, not only for his own people but for the people beyond. Influenza was neither a “reportable” disease—not a disease that the law required physicians to report—nor a disease that any state or federal public health agency tracked.

Yet Miner considered his experience so unusual, and this eruption of the disease so dangerous, that he formally warned national public health officials about it.

Public Health Reports was a weekly journal published by the U.S. Public Health Service to alert health officials to outbreaks of all communicable diseases, not only in North America and Europe but anywhere in the world—in Saigon, Bombay, Madagascar, Quito. It tracked not just deadly diseases such as yellow fever and plague but far lesser threats; especially in the United States, it tracked mumps, chickenpox, and measles.

In the first six months of 1918, Miner's warning of “influenza of severe type” was the only reference in that journal to influenza anywhere in the world. Other medical journals that spring carried articles on influenza outbreaks, but they all occurred after Haskell's, and they were not issued as public health warnings. Haskell County remains the first outbreak in 1918 suggesting that a new influenza virus was adapting, violently, to man.

As it turned out, the death rate in Haskell as a percentage of the entire county's population was only a fraction of what the death rate for the United States would be later that year, when influenza struck in full force.

People suffering from influenza shed virus—expel viruses that can infect others—for usually no more than seven days after infection and often

even less. After that, although they may continue to cough and sneeze, they will not spread the disease. As sparsely populated and isolated as Haskell was, the virus infecting the county might well have died there, might well have failed to spread to the outside world. That would be so except for one thing: this was wartime.

The same week that Homer Moody and a dozen others in Jean, Kansas, fell ill, a young soldier named Dean Nilson came home to Jean on leave from Camp Funston, located three hundred miles away within the vast Fort Riley military reservation. The *Santa Fe Monitor* noted, “Dean looks like soldier life agrees with him.” After his leave, of course, he returned to the camp. Ernest Elliot left Sublette, in Haskell County, to visit his brother at Funston just as his child fell ill; by the time Elliot returned home, the child had pneumonia. Of nearby Copeland on February 21, the paper said, “Most everybody over the country is having lagrippe or pneumonia.” On February 28 it reported that John Bottom just left Copeland for Funston: “We predict John will make an ideal soldier.”

Camp Funston, the second-largest cantonment in the country, held on average fifty-six thousand green young troops. The camp was built at the confluence of the Smoky Hill and Republican Rivers, where they form the Kansas River. Like all the other training camps in the country, Funston had been thrown together in literally a few weeks in 1917. There the army prepared young men for war.

It was a typical camp, with typical tensions between army regulars and men who had until recently been civilians. When Major John Donnelly was stopped by military police for speeding, for example, he defended himself to the commanding general: “I have, on a few occasions, corrected (enlisted) personnel along the road parallel to that camp for failure to salute; cases that I could not conscientiously overlook, there being no excuse whatever for their failure to do so. This, like my attempted correction of this guard, may not have been taken in the proper spirit, resulting in a feeling of insubordinate revenge and animosity towards me by members of this organization.”

There were also the usual clashes of egos, especially since Camp Funston and Fort Riley had different commanding officers. These clashes ended when Major General C. G. Ballou, who commanded the cantonment,

sent a missive to Washington. He had developed what he described as a “training ground for specialists” at Smoky Hill Flat. In fact, Smoky Hill Flat was the best of three polo fields on the base. The commanding officer of Fort Riley, only a colonel, established the post dump beside it. The general requested and received authority “to exercise command over the entire reservation of Fort Riley,” and the colonel was relieved of his command.

Funston was typical in another way. The winter of 1917–18 was one of record cold, and, as the army itself conceded, at Funston as elsewhere “barracks and tents were overcrowded and inadequately heated, and it was impossible to supply the men with sufficient warm clothing.”

So army regulations—written for health reasons—detailing how much space each man should have were violated, and men were stacked in bunks with insufficient clothing and bedding and inadequate heating. That forced them to huddle ever more closely together around stoves.

Men inducted into the army from Haskell County trained at Funston. There was a small but constant flow of traffic between the two places.

On March 4 a private at Funston, a cook, reported ill with influenza at sick call. Within three weeks more than eleven hundred soldiers were sick enough to be admitted to the hospital, and thousands more—the precise number was not recorded—needed treatment at infirmaries scattered around the base. Pneumonia developed in 237 men, roughly 20 percent of those hospitalized, but only thirty-eight men died. While that was a higher death toll than one would normally expect from influenza, it was not so high as to draw attention, much less than the death rate in Haskell, and only a tiny fraction of the death rate to come.

All influenza viruses mutate constantly. The timing of the Funston explosion strongly suggests that the influenza outbreak there came from Haskell; if Haskell was the source, whoever carried it to Funston brought a mild version of the virus, but it was a version capable of mutating back to lethality.

Meanwhile Funston fed a constant stream of men to other American bases and to Europe, men whose business was killing. They would be more proficient at it than they could imagine.

CHAPTER SEVEN

NO ONE WILL EVER KNOW with absolute certainty whether the 1918–19 influenza pandemic actually did originate in Haskell County, Kansas. There are other theories of origin. (For a fuller discussion of them see [Afterword](#).) But Frank Macfarlane Burnet, a Nobel laureate who lived through the pandemic and spent most of his scientific career studying influenza, later concluded that the evidence was “strongly suggestive” that the 1918 influenza pandemic began in the United States, and that its spread was “intimately related to war conditions and especially the arrival of American troops in France.” Numerous other scientists agree with him. And the evidence does strongly suggest that Camp Funston experienced the first major outbreak of influenza in America; if so, the movement of men from an influenza-infested Haskell to Funston also strongly suggests Haskell as the site of origin.

Regardless of where it began, to understand what happened next one must first understand viruses and the concept of the mutant swarm.

Viruses are themselves an enigma that exist on the edges of life. They are not simply small bacteria. Bacteria consist of only one cell, but they are fully alive. Each has a metabolism, requires food, produces waste, and reproduces by division.

Viruses do not eat or burn oxygen for energy. They do not engage in any process that could be considered metabolic. They do not produce waste. They do not have sex. They make no side products, by accident or design. They do not even reproduce independently. They are less than a fully living organism but more than an inert collection of chemicals.

Several theories of their origin exist, and these theories are not mutually exclusive. Evidence exists to support all of them, and different viruses may have developed in different ways.

A minority view suggests that viruses originated independently as the most primitive molecules capable of replicating themselves. If this is so, more advanced life forms could have evolved from them.

More virologists think the opposite: that viruses began as more complex living cells and evolved—or, more accurately, devolved—into simpler organisms. This theory does seem to fit some organisms, such as the “rickettsia” family of pathogens. Rickettsia used to be considered viruses but are now thought of as halfway between bacteria and viruses; researchers believe they once possessed but lost activities necessary for independent life. The leprosy bacillus also seems to have moved from complexity—doing many things—toward simplicity—doing fewer. A third theory argues that viruses were once *part* of a cell, an organelle, but broke away and began to evolve independently.

Whatever the origin, a virus has only one function: to replicate itself. But unlike other life forms (if a virus is considered a life form), a virus does not even do that itself. It invades cells that have energy and then, like some alien puppet master, it subverts them, takes them over, forces them to make thousands, and in some cases hundreds of thousands, of new viruses. The power to do this lies in their genes.

In most life forms, genes are stretched out along the length of a filament-like molecule of DNA, deoxyribonucleic acid. But many viruses—including influenza, HIV, and the coronavirus that causes SARS (Severe Acute Respiratory Syndrome)—encode their genes in RNA, ribonucleic acid, an even simpler but less stable molecule.

Genes resemble software; just as a sequence of bits in a computer code tells the computer what to do—whether to run a word processing program, a computer game, or an Internet search, genes tell the cell what to do.

Computer code is a binary language: it has only two letters. The genetic code uses a language of four letters, each representing the chemicals adenine, guanine, cytosine, and thymine (in some cases uracil substitutes for thymine).

DNA and RNA are strings of these chemicals. In effect they are very long sequences of letters. Sometimes these letters do not form words or sentences that make any known sense: in fact, 97 percent of human DNA does not contain genes and is referred to as “nonsense” or “junk” DNA.

But when the letters spell out words and sentences that do make sense, then that sequence is by definition a gene.

When a gene in a cell is activated, it orders the cell to make particular proteins. Proteins can be used like bricks as building blocks of tissue. (The proteins that one eats generally do end up building tissue.) But proteins also play crucial roles in most chemical reactions within the body, as well as in carrying messages to start and stop different processes. Adrenaline, for example, is a hormone but also a protein; it accelerates the heart to create the fight-or-flight response.

When a virus successfully invades a cell, it inserts its own genes into the cell's genome, and the viral genes seize control from the cell's own genes. The cell's internal machinery then begins producing what the viral genes demand instead of what the cell needs for itself.

So the cell turns out hundreds of thousands of viral proteins, which bind together with copies of the viral genome to form new viruses. Then the new viruses escape. In this process the host cell almost always dies, usually when the new viral particles burst through the cell surface to invade other cells.

But if viruses perform only one task, they are not simple. Nor are they primitive. Highly evolved, elegant in their focus, more efficient at what they do than any fully living being, they have become nearly perfect infectious organisms. And the influenza virus is among the most perfect of these perfect organisms.

Louis Sullivan, the first great modern architect, declared that form follows function.

To understand viruses, or for that matter to understand biology, one must think as Sullivan did, in a language not of words, which simply name things, but in a language of three dimensions, a language of shape and form.

For in biology, especially at the cellular and molecular levels, nearly all activity depends ultimately upon form, upon physical structure—upon what is called “stereochemistry.”

The language is written in an alphabet of pyramids, cones, spikes, mushrooms, blocks, hydras, umbrellas, spheres, ribbons twisted into every imaginable Escher-like fold, and in fact every shape imaginable. Each form is defined in exquisite and absolutely precise detail, and each carries a message.

Basically everything in the body—whether it belongs there or not—either carries a form on its surface, a marking, a piece that identifies it as a unique entity, or its entire form and being comprises that message. (In this last case, it is pure information, pure message, and it embodies perfectly Marshall McLuhan’s observation that “the medium is the message.”)

Reading the message, like reading braille, is an intimate act, an act of contact and sensitivity. Everything in the body communicates in this way, sending and receiving messages by contact.

This communication occurs in much the same way that a round peg fits into a round hole. When they fit together, when they match each other in size, the peg “binds” to the hole. Although the various shapes in the body are usually more complex than a round peg, the concept is the same.

Within the body, cells, proteins, viruses, and everything else constantly bump against one another and make physical contact. When one protuberance fits the other not at all, each moves on. Nothing happens.

But when one complements the other, the act becomes increasingly intimate; if they fit together well enough, they “bind.” Sometimes they fit as loosely as the round peg in the round hole, in which case they may separate; sometimes they fit more snugly, like a skeleton key in a simple lock on a closet door; sometimes they fit with exquisite precision, like a variegated key in a far more secure lock.

Then events unfold. Things change. The body reacts. The results of this binding can be as dramatic, or destructive, as any act of sex or love or hate or violence.

There are three different types of influenza viruses: A, B, and C. Type C rarely causes disease in humans. Type B does cause disease, but not epidemics. Only influenza A viruses cause epidemics or pandemics, an epidemic being a local or national outbreak, a pandemic a worldwide one.

Influenza viruses did not originate in humans. Their natural home is in birds, and many more variants of influenza viruses exist in birds than in humans. But the disease is considerably different in birds and humans.

In birds, the virus infects the gastrointestinal tract. Bird droppings contain large amounts of virus, and infectious virus can contaminate cold lakes and other water supplies.

Massive exposure to an avian virus can infect man directly, but an avian virus cannot go from person to person. It cannot, that is, unless it first changes, unless it first adapts to humans.

This happens rarely, but it does happen. The virus may also go through an intermediary mammal, especially swine, and jump from swine to man. Whenever a new variant of the influenza virus does adapt to humans, it will threaten to spread rapidly across the world. It will threaten a pandemic.

Pandemics often come in waves, and the cumulative “morbidity” rate—the number of people who get sick in all the waves combined—often exceeds 50 percent. One virologist considers influenza so infectious that he calls it “a special instance” among infectious diseases, “transmitted so effectively that it exhausts the supply of susceptible hosts.”

Influenza and other viruses—not bacteria—combine to cause approximately 90 percent of all respiratory infections, including sore throats.*

Coronaviruses (the cause of the common cold as well as SARS), parainfluenza viruses, and many other viruses all cause symptoms akin to influenza, and all are often confused with it. As a result, sometimes people designate mild respiratory infections as “flu” and dismiss them.

But influenza is not simply a bad cold. It is a quite specific disease, with a distinct set of symptoms and epidemiological behavior. In humans the virus directly attacks only the respiratory system, and it becomes increasingly dangerous as it penetrates deeper into the lungs. Indirectly it affects many parts of the body, and even a mild infection can cause pain in muscles and joints, intense headache, and prostration. It may also lead to far more grave complications.

The overwhelming majority of influenza victims usually recover fully within ten days. Partly because of this, and partly because the disease is confused with the common cold, influenza is rarely viewed with concern.

Yet even when outbreaks are not deadly as a whole, influenza strikes so many people that even the mildest viruses almost always kill. Currently in the United States, even without an epidemic or pandemic, the Centers for Disease Control estimates that influenza kills on average 36,000 people a year.

It is, however, not only an endemic disease, a disease that is always around. It also arrives in epidemic and pandemic form. And pandemics can

be more lethal—sometimes much, much more lethal—than endemic disease.

Throughout known history there have been periodic pandemics of influenza, usually several a century. They erupt when a new influenza virus emerges. And the nature of the influenza virus makes it inevitable that new viruses emerge.

The virus itself is nothing more than a membrane—a sort of envelope—that contains the genome, the eight genes that define what the virus is. It is usually spherical (it can take other shapes), about 1/10,000 of a millimeter in diameter, and it looks something like a dandelion with a forest of two differently shaped protuberances—one roughly like a spike, the other roughly like a tree—jutting out from its surface.

These protuberances provide the virus with its actual mechanism of attack. That attack, and the defensive war the body wages, is typical of how shape and form determine outcomes.

The protuberances akin to spikes are hemagglutinin. When the virus collides with the cell, the hemagglutinin brushes against molecules of sialic acid that jut out from the surface of cells in the respiratory tract.

Hemagglutinin and sialic acid have shapes that fit snugly together, and the hemagglutinin *binds* to the sialic acid “receptor” like a hand going into a glove. As the virus sits against the cell membrane, more spikes of hemagglutinin bind to more sialic acid receptors; they work like grappling hooks thrown by pirates onto a vessel, lashing it fast. Once this binding holds the virus and cell fast, the virus has achieved its first task: “adsorption,” adherence to the body of the target cell.

This step marks the beginning of the end for the cell, and the beginning of a successful invasion by the virus.

Soon a pit forms in the cell membrane beneath the virus, and the virus slips through the pit to enter entirely within the cell in a kind of bubble called a “vesicle.” (If for some reason the influenza virus cannot penetrate the cell membrane, it can detach itself and then bind to another cell that it *can* penetrate. Few other viruses can do this.)

By entering the cell, as opposed to fusing with the cell on the cell membrane—which many other viruses do—the influenza virus hides from the immune system. The body’s defenses cannot find it and kill it.

Inside this vesicle, this bubble, shape and form shift and create new possibilities as the hemagglutinin faces a more acidic environment. This acidity makes it cleave in two and refold itself into an entirely different shape. The refolding process somewhat resembles taking a sock off a foot, turning it inside out, and sticking a fist in it. The cell is now doomed.

The newly exposed part of the hemagglutinin interacts with the vesicle, and the membrane of the virus begins to dissolve. Virologists call this the “uncoating” of the virus and “fusion” with the cell. Soon the genes of the virus spill into the cell, then penetrate to the cell nucleus, insert themselves into the cell’s genome, displace some of the cell’s own genes, and begin issuing orders. The cell begins to produce viral proteins instead of its own. Within a few hours these proteins are packaged with new copies of the viral genes.

Meanwhile, the spikes of neuraminidase, the other protuberance that jutted out from the surface of the virus, are performing another function. Electron micrographs show neuraminidase to have a boxlike head extending from a thin stalk, and attached to the head are what look like four identical six-bladed propellers. The neuraminidase breaks up the sialic acid remaining on the cell surface. This destroys the acid’s ability to bind to influenza viruses.

This is crucial. Otherwise, when new viruses burst from the cell they could be caught as if on fly paper; they might bind to and be trapped by sialic acid receptors on the dead cell’s disintegrating membrane. The neuraminidase guarantees that new viruses can escape to invade other cells. Again, few other viruses do anything similar.

From the time an influenza virus first attaches to a cell to the time the cell bursts generally takes about ten hours, although it can take less time or, more rarely, longer. Then a swarm of between 100,000 and 1 million new influenza viruses escapes the exploded cell.

The word “swarm” fits in more ways than one.

Whenever an organism reproduces, its genes try to make exact copies of themselves. But sometimes mistakes—mutations—occur in this process.

This is true whether the genes belong to people, plants, or viruses. The more advanced the organism, however, the more mechanisms exist to prevent mutations. A person mutates at a much slower rate than bacteria,

bacteria mutates at a much slower rate than a virus—and a DNA virus mutates at a much slower rate than an RNA virus.

DNA has a kind of built-in proofreading mechanism to cut down on copying mistakes. RNA has no proofreading mechanism whatsoever, no way to protect against mutation. So viruses that use RNA to carry their genetic information mutate much faster—from 10,000 to 1 million times faster—than any DNA virus.

Different RNA viruses mutate at different rates as well. A few mutate so rapidly that virologists consider them not so much a population of copies of the same virus as what they call a “quasi species” or a “mutant swarm.”

These mutant swarms contain trillions and trillions of closely related but different viruses. Even the viruses produced from a single cell will include many different versions of themselves, and the swarm as a whole will routinely contain almost every possible permutation of its genetic code.

Most of these mutations interfere with the functioning of the virus and will either destroy the virus outright or destroy its ability to infect. But other mutations, sometimes in a single base, a single letter, in its genetic code will allow the virus to adapt rapidly to a new situation. It is this adaptability that explains why these quasi species, these mutant swarms, can move rapidly back and forth between different environments and also develop extraordinarily rapid drug resistance. As one investigator has observed, the rapid mutation “confers a certain randomness to the disease processes that accompany RNA [viral] infections.”

Influenza is an RNA virus. So is HIV and the coronavirus. And of all RNA viruses, influenza and HIV are among those that mutate the fastest. The influenza virus mutates so fast that 99 percent of the 100,000 to 1 million new viruses that burst out of a cell in the reproduction process are too defective to infect another cell and reproduce again. But that still leaves between 1,000 and 10,000 viruses that *can* infect another cell.

Both influenza and HIV fit the concept of a quasi species, of a mutant swarm. In both, a drug-resistant mutation can emerge within days. And the influenza virus reproduces rapidly—far faster than HIV. Therefore it adapts rapidly as well, often too rapidly for the immune system to respond.

CHAPTER EIGHT

AN INFECTION is an act of violence; it is an invasion, a rape, and the body reacts violently. John Hunter, the great physiologist of the eighteenth century, defined life as the ability to resist putrefaction, resist infection. Even if one disagrees with that definition, resisting putrefaction certainly does define the ability to live.

The body's defender is its immune system, an extraordinarily complex, intricate, and interwoven combination of various kinds of white blood cells, antibodies, enzymes, toxins, and other proteins. The key to the immune system is its ability to distinguish what belongs in the body, "self," from what does not belong, "nonself." This ability depends, again, upon reading the language of shape and form.

The components of the immune system—white blood cells, enzymes, antibodies, and other elements—circulate throughout the body, penetrating everywhere. When they collide with other cells or proteins or organisms, they interact with and read physical markings and structures just as the influenza virus does when it searches for, finds, and latches on to a cell.

Anything carrying a "self" marking, the immune system leaves alone. (It does, that is, when the system works properly. "Autoimmune diseases" such as lupus or multiple sclerosis develop when the immune system attacks its own body.) But if the immune system feels a "nonself" marking—either foreign invaders or the body's own cells that have become diseased—it responds. In fact, it attacks.

The physical markings that the immune system feels and reads and then binds to are called "antigens." The word refers to, very simply, anything that stimulates the immune system to respond.

Some elements of the immune system, such as so-called natural killer cells, will attack anything that bears any nonself-marking, any foreign antigen. This is referred to as "innate" or "nonspecific" immunity, and it serves as a first line of defense that counterattacks within hours of infection.

But the bulk of the immune system is far more targeted, far more focused, far more specific. Antibodies, for example, carry thousands of

receptors on their surface to recognize and bind to a target antigen. Each one of those thousands of receptors is identical. So antibodies bearing these receptors will recognize and bind *only* to, for example, a virus bearing that antigen. They will not bind to any other invading organism.

One link between the nonspecific and specific immune response is a particular and rare kind of white blood cell called a dendritic cell. Dendritic cells attack bacteria and viruses indiscriminately, engulf them, then “process” their antigens and “present” those antigens—in effect they chop up an invading microorganism into pieces and display the antigens like a trophy flag.

The dendritic cells then travel to the spleen or the lymph nodes, where large numbers of other white blood cells concentrate. There these other white blood cells learn to recognize the antigen as a foreign invader and begin the process of producing huge numbers of antibodies and killer white cells that will attack the target antigen and anything attached to the antigen.

The recognition of a foreign antigen also sets off a parallel chain of events as the body releases enzymes. Some of these affect the entire body, for example, raising its temperature and causing fever. Others directly attack and kill the target. Still others serve as chemical messengers, summoning white blood cells to areas of invasion or dilating capillaries so killer cells can exit the bloodstream at the point of attack. Swelling, redness, and fever are all side effects of the release of these chemicals.

All this together is called the “immune response,” and once the immune system is mobilized it is formidable indeed. But all this takes time. The delay can allow infections to gain a foothold in the body, even to advance in raging cadres that can kill.

In the days before antibiotics, an infection launched a race to the death between the pathogen and the immune system. Sometimes a victim would become desperately ill; then, suddenly and almost miraculously, the fever would break and the victim would recover. This “resolution by crisis” occurred when the immune system barely won the race, when it counterattacked massively and successfully.

But once the body survives an infection, it gains an advantage. For the immune system epitomizes the saying that that which does not kill you makes you stronger.

After it defeats an infection, specialized white cells (called “memory T cells”) and antibodies that bind to the antigen remain in the body. If any

invader carrying the same antigen attacks again, the immune system responds far more quickly than the first time. When the immune system can respond so quickly that a new infection will not even cause symptoms, people become immune to the disease.

Vaccinations expose people to an antigen and mobilize the immune system to respond to that disease. In modern medicine some vaccines contain only the antigen, some contain whole killed pathogens, and some contain living but weakened ones. They all alert the immune system and allow the body to mount an immediate response if anything bearing that antigen invades the body.

The same process occurs in the body naturally with the influenza virus. After people recover from the disease, their immune systems will very quickly target the antigens on the virus that infected them.

But influenza has a way to evade the immune system.

The chief antigens of the influenza virus are the hemagglutinin and neuraminidase protruding from its surface. But of all the parts of the influenza virus that mutate, the hemagglutinin and neuraminidase mutate the fastest. This makes it impossible for the immune system to keep pace.

By no means do the antigens of all viruses, even all RNA viruses, mutate rapidly. Measles is an RNA virus and mutates at roughly the same rate as influenza. Yet measles antigens do not change. Other parts of the virus do, but the antigens remain constant. (The most likely reason is that the part of the measles virus that the immune system recognizes as an antigen plays an integral role in the function of the virus itself. If it changes shape, the virus cannot survive.) So a single exposure to measles usually gives lifetime immunity.

Hemagglutinin and neuraminidase, however, can shift into different forms and still function. The result: their mutations allow them to evade the immune system but do not destroy the virus. In fact, they mutate so rapidly that even during a single epidemic both the hemagglutinin and neuraminidase often change.

Sometimes the mutations cause changes so minor that the immune system can still recognize them, bind to them, and easily overcome a second infection from the same virus.

But sometimes mutations change the shape of the hemagglutinin or neuraminidase enough that the immune system can't read them. The antibodies that bound perfectly to the old shapes do not fit well to the new one.

This phenomenon happens so often it has a name: "antigen drift."

When antigen drift occurs, the virus can gain a foothold even in people whose immune system has loaded itself with antibodies that bind to the older shapes. Obviously, the greater the change, the less efficiently the immune system can respond.

One way to conceptualize antigen drift is to think of a football player wearing a uniform with white pants, a green shirt, and a white helmet with a green V emblazoned on it. The immune system can recognize this uniform instantly and attack it. If the uniform changes slightly—if, for example, a green stripe is added to the white pants while everything else remains the same—the immune system will continue to recognize the virus with little difficulty. But if the uniform goes from green shirt and white pants to white shirt with green pants, the immune system may not recognize the virus so easily.

Antigen drift can create epidemics. One study found nineteen discrete, identifiable epidemics in the United States in a thirty-three-year period—more than one every other year. Each one caused between ten thousand and forty thousand "excess deaths" in the United States alone—an excess over and above the death toll usually caused by the disease. As a result influenza kills more people in the United States than any other infectious disease, including AIDS.

Public health experts monitor this drift and each year adjust the flu vaccine to try to keep pace. But they will never be able to match up perfectly, because even if they predict the direction of mutation, the fact that influenza viruses exist as mutating swarms means some will always be different enough to evade both the vaccine and the immune system.

But as serious as antigen drift can be, as lethal an influenza as that phenomenon can create, it does not cause great pandemics. It does not create firestorms of influenza that spread worldwide such as those in 1889–90, in 1918–19, in 1957, and in 1968.

Pandemics generally develop only when a radical change in the hemagglutinin, or the neuraminidase, or both, occurs. When an entirely new gene coding for one or both replaces the old one, the shape of the new antigen bears little resemblance to the old one.

This is called “antigen shift.”

To use the football-uniform analogy again, antigen shift is the equivalent of the virus changing from a green shirt and white pants to an orange shirt and black pants.

When antigen shift occurs, the immune system cannot recognize the antigen at all. Few people in the world will have antibodies that can protect them against this new virus, so the virus can spread through a population at an explosive rate.

Hemagglutinin occurs in fifteen known basic shapes, neuraminidase in nine, and they occur in different combinations with subtypes. Virologists use these antigens to identify what particular virus they are discussing or investigating. “H1N1,” for example, is the name given the 1918 virus, currently found in swine. An “H3N2” virus is circulating among people today.

Antigen shift occurs when a virus that normally infects birds attacks humans directly or indirectly. In Hong Kong in 1997 an influenza virus identified as “H5N1” spread directly from chickens to people, infecting eighteen and killing six.

Birds and humans have different sialic-acid receptors, so a virus that binds to a bird’s sialic-acid receptor will not normally bind to—and thus infect—a human cell. In Hong Kong what most likely happened was that the eighteen people who got sick were subjected to massive exposure to the virus. The swarm of these viruses, the quasi species, likely contained a mutation that could bind to human receptors, and the massive exposure allowed that mutation to gain a foothold in the victims. Yet the virus did not adapt itself to humans; all those who got sick were infected directly from chickens.

But the virus can adapt to man. It can do so directly, with an entire animal virus jumping to humans and adapting with a simple mutation. It can also happen indirectly. For one final and unusual attribute of the influenza virus makes it particularly adept at moving from species to species.

The influenza virus not only mutates rapidly, but it also has a “segmented” genome. This means that its genes do not lie along a

continuous strand of its nucleic acid, as do genes in most organisms, including most other viruses. Instead, influenza genes are carried in unconnected strands of RNA. Therefore, if two different influenza viruses infect the same cell, “reassortment” of their genes becomes very possible.

Reassortment mixes some of the segments of the genes of one virus with some from the other. It is like shuffling two different decks of cards together, then making up a new deck with cards from each one. This creates an entirely new hybrid virus, which increases the chances of a virus jumping from one species to another.

If the Hong Kong chicken influenza had infected someone who was simultaneously infected with a human influenza virus, the two viruses might easily have reassorted their genes. They might have formed a new virus that could pass easily from person to person. And the lethal virus might have adapted to humans.

The virus may also adapt indirectly, through an intermediary. Some virologists theorize that pigs provide a perfect “mixing bowl,” because the sialic-acid receptors on their cells can bind to both bird and human viruses. Whenever an avian virus infects swine at the same time that a human virus does, reassortment of the two viruses can occur. And an entirely new virus can emerge that can infect man. In 1918 veterinarians noted outbreaks of influenza in pigs and other mammals, and pigs today still get influenza from a direct descendant of the 1918 virus. But it is not clear whether pigs caught the disease from man or man caught it from pigs.

And Dr. Peter Palese at Mount Sinai Medical Center in New York, one of the world’s leading experts on influenza viruses, considers the mixing-bowl theory unnecessary to explain antigen shift: “It’s equally likely that co-infection of avian and human virus in a human in one cell in the lung [gives] rise to the virus.... There’s no reason why mixing couldn’t occur in the lung, whether in pig or man. It’s not absolute that there are no sialic acid receptors of those types in other species. It’s not absolute that the avian receptor is really that different from the human, and, with one single amino acid change, the virus can go much better in another host.”*

Antigen shift, this radical departure from existing antigens, led to major pandemics long before modern transportation allowed rapid movement of people. There is mixed opinion as to whether several pandemics in the fifteenth and sixteenth centuries were influenza although most medical historians believe that they were, largely because of the speed of their

movement and the number of people who fell ill. In 1510 a pandemic of pulmonary disease came from Africa and “attacked at once and raged all over Europe not missing a family and scarce a person.” In 1580 another pandemic started in Asia, then spread to Africa, Europe, and America. It was so fierce “that in the space of six weeks it afflicted almost all the nations of Europe, of whom hardly the twentieth person was free of the disease,” and some Spanish cities were “nearly entirely depopulated by the disease.”

There is no dispute, though, that other pandemics in the past were influenza. In 1688, the year of the Glorious Revolution, influenza struck England, Ireland, and Virginia. In these places “the people dyed...as in a plague.” Five years later, influenza spread again across Europe: “all conditions of persons were attacked.... [T]hose who were very strong and hardy were taken in the same manner as the weak and spoiled,...the youngest as well as the oldest.” In January 1699 in Massachusetts, Cotton Mather wrote, “The sickness extended to allmost all families. Few or none escaped, and many dyed especially in Boston, and some dyed in a strange or unusual manner, in some families all weer sick together, in some towns allmost all weer sick so that it was a time of disease.”

At least three and possibly six pandemics struck Europe in the eighteenth century, and at least four struck in the nineteenth century. In 1847 and 1848 in London, more people died from influenza than died of cholera during the great cholera epidemic of 1832. And in 1889 and 1890, a great and violent worldwide pandemic—although nothing that even approached 1918 in violence—struck again. In the twentieth century, three pandemics struck. Each was caused by an antigen shift, by radical changes in either the hemagglutinin or the neuraminidase antigens, or both, or by changes in some other gene or genes.

Influenza pandemics generally infect from 15 to 40 percent of a population; any influenza virus infecting that many people and killing a significant percentage would be beyond a nightmare. In recent years public health authorities have at least twice identified a new virus infecting humans but successfully prevented it from adapting to man. To prevent the 1997 Hong Kong virus, which killed six of eighteen people infected, from adapting to people, public health authorities had every single chicken then in Hong Kong, 1.2 million of them, slaughtered. (The action did not wipe out this H5N1 virus. It survives in chickens and in 2003 it infected two

more people, killing one. A vaccine for this particular virus has been developed, although it has not been stockpiled.)

An even greater slaughter of animals occurred in the spring of 2003 when a new H7N7 virus appeared in poultry farms in the Netherlands, Belgium, and Germany. This virus infected eighty-three people and killed one, and it also infected pigs. So public health authorities killed nearly thirty million poultry and some swine.

This costly and dreadful slaughter was done to prevent what happened in 1918. It was done to stop either of these influenza viruses from adapting to, and killing, man.

One more thing makes influenza unusual. When a new influenza virus emerges, it is highly competitive, even cannibalistic. It usually drives older types into extinction. This happens because infection stimulates the body's immune system to generate all its defenses against all influenza viruses to which the body has ever been exposed. When older viruses attempt to infect someone, they cannot gain a foothold. They cease replicating. They die out. So, unlike practically every other known virus, only one type—one swarm or quasi species—of influenza virus dominates at any given time. This itself helps prepare the way for a new pandemic, since the more time passes the fewer people's immune systems will recognize other antigens.

Not all pandemics are lethal. Antigen shift guarantees that the new virus will infect huge numbers of people, but it does not guarantee that it will kill large numbers. The twentieth century saw three pandemics.

The most recent new virus attacked in 1968, when the H3N2 “Hong Kong flu” spread worldwide with high morbidity but very low mortality—that is, it made many sick, but killed few. The “Asian flu,” an H2N2 virus, came in 1957; while nothing like 1918, this was still a violent pandemic. Then of course there was the H1N1 virus of 1918, the virus that created its own killing fields.

Part III

THE TINDERBOX

CHAPTER NINE

IN THE SPRING OF 1918 death was no stranger to the world. Indeed, by then the bodies of more than five million soldiers had already been fed into what was called “the sausage factory” by generals whose stupidity was matched only by their brutality.

German generals, for example, had decided to bleed France into submission by matching it death for death at Verdun, believing that Germany’s greater population would leave it victorious. The French later replied with their own massive offensive, believing that their *élan vital* would triumph.

Only slaughter triumphed. Finally one French regiment refused orders to make a suicidal charge. The mutiny spread to fifty-four divisions, stopped only by mass arrests, the conviction of twenty-three thousand men for mutiny, with four hundred sentenced to death and fifty-five actually executed.

Yet nothing expressed the brutality of this war as did a sanitation report on the planned eradication of rats in the trenches to prevent the spread of disease. A major noted, “Certain unexpected problems are involved in the rat problem.... The rat serves one useful function—he consumes the corpses on No Man’s Land, a job which the rat alone is willing to undertake. For this reason it has been found desirable to control rather than eliminate the rat population.”

All of Europe was weary of the war. Only in the United States Anglophiles and Francophiles, most of them concentrated on the East Coast and many of them holding positions of power or influence, were not weary. Only in the United States Anglophiles and Francophiles still regarded war as glorious. And they put intense pressure on President Woodrow Wilson to enter the war.

The war had begun in 1914. Wilson had withstood this pressure. A German submarine had sunk the *Lusitania* in 1915 and he had not gone to war despite outrage in the press, instead winning a German commitment to limit submarine warfare. He had resisted other justifications for war. He

could fairly campaign for reelection in 1916 on the slogan “He Kept Us Out of War.” And he warned, “If you elect my opponent, you elect a war.”

On election night he went to bed believing he had lost, but woke up reelected by one of the narrowest margins in history.

Then Germany took a great gamble. On January 31, 1917, giving only twenty-four hours’ notice, it announced unrestricted submarine warfare against neutral and merchant vessels. It believed that it could starve Britain and France into submission before the United States—if the United States did at last declare war—could help. The action utterly outraged the nation.

Still Wilson did not go to war.

Then came the Zimmermann note: captured documents revealed that the German foreign minister had proposed to Mexico that it join Germany in war against the United States and reconquer parts of New Mexico, Texas, and Arizona.

Wilson’s critics sputtered in fury at his pusillanimity. In a famous essay, pacifist and socialist Randolph Bourne, who later died in the influenza epidemic, lamented, “The war sentiment, begun so gradually but so perseveringly by the preparedness advocates who come from the ranks of big business, caught hold of one after another of the intellectual groups. With the aid of [Theodore] Roosevelt, the murmurs became a monotonous chant, and finally a chorus so mighty that to be out of it was at first to be disreputable and finally almost obscene. And slowly a strident rant was worked up against Germany.”

On April 2, three weeks after the disclosure of the note, after his cabinet unanimously called for war, Wilson finally delivered his war message to Congress. Two days later he explained to a friend, “It was necessary for me by very slow stages and with the most genuine purpose to avoid war to lead the country on to a single way of thinking.”

And so the United States entered the war filled with a sense of selfless mission, believing glory still possible, and still keeping itself separate from what it regarded as the corrupt Old World. It fought alongside Britain, France, Italy, and Russia not as an “ally” but as an “Associated Power.”

Anyone who believed that Wilson’s reluctant embrace of war meant that he would not prosecute it aggressively knew nothing of him. He was one of those rare men who believed almost to the point of mental illness in his own righteousness.

Wilson believed in fact that his will and spirit were informed by the spirit and hope of a people and even of God. He talked of his “sympathetic connection which I am sure that I have with” all American citizens and said, “I am sure that my heart speaks the same thing that they wish their hearts to speak.” “I will not cry ‘peace’ so long as there is sin and wrong in the world,” he went on. “America was born to exemplify that devotion to the elements of righteousness which are derived from the revelations of Holy Scripture.”

He is probably the only American president to have held to this belief with quite such conviction, with no sign of self-doubt. It is a trait more associated with crusaders than politicians.

To Wilson this war was a crusade, and he intended to wage total war. Perhaps knowing himself even more than the country, he predicted, “Once lead this people into war, and they’ll forget there ever was such a thing as tolerance. To fight you must be brutal and ruthless, and the spirit of ruthless brutality will enter into the very fibre of our national life, infecting Congress, the courts, the policeman on the beat, the man in the street.”

America had never been and would never be so informed by the will of its chief executive, not during the Civil War with the suspension of habeas corpus, not during Korea and the McCarthy period, not even during World War II. He would turn the nation into a weapon, an explosive device.

As an unintended consequence, the nation became a tinderbox for epidemic disease as well.

Wilson declared, “It isn’t an army we must shape and train for war, it is a nation.”

To train the nation, Wilson used an iron fist minus any velvet glove. He did have some legitimate reasons for concern, reasons to justify a hard line.

For reasons entirely unrelated to the war, America was a rumbling chaos of change and movement, its very nature and identity shifting. In 1870 the United States numbered only forty million souls, 72 percent of whom lived in small towns or on farms. By the time America entered the war, the population had increased to roughly 105 million. Between 1900 and 1915 alone, fifteen million immigrants flooded the United States; most came from Eastern and Southern Europe, with new languages and religions, along

with darker complexions. And the first census after the war would also be the first one to find more people living in urban areas than rural.

The single largest ethnic group in the United States was German-American and a large German-language press had been sympathetic to Germany. Would German-Americans fight against Germany? The Irish Republican Army had launched an uprising against British rule on Easter, 1916. Would Irish-Americans fight to help Britain? The Midwest was isolationist. Would it send soldiers across an ocean when the United States had not been attacked? Populists opposed war, and Wilson's own secretary of state, William Jennings Bryan, three times the Democratic nominee for president, had resigned from the cabinet in 1915 after Wilson responded too aggressively for him to Germany's torpedoing the *Lusitania*. Socialists and radical unionists were strong in factories, in mining communities in the Rockies, in the Northwest. Would they, drafted or not, defend capitalism?

The hard line was designed to intimidate those reluctant to support the war into doing so, and to crush or eliminate those who would not. Even before entering the war, Wilson had warned Congress, "There are citizens of the United States, I blush to admit, . . . who have poured the poison of disloyalty into the very arteries of our national life. . . . Such creatures of passion, disloyalty, and anarchy must be crushed out."

He intended to do so.

His fire informed virtually everything that happened in the country, including fashion: to save cloth, a war material—everything was a war material—designers narrowed lapels and eliminated or shrank pockets. And his fury particularly informed every act of the United States government. During the Civil War Lincoln had suspended the writ of habeas corpus, imprisoning hundreds of people. But those imprisoned presented a real threat of armed rebellion. He left unchecked extraordinarily harsh criticism. Wilson believed he had not gone far enough and told his cousin, "Thank God for Abraham Lincoln. I won't make the mistakes that he made."

The government compelled conformity, controlled speech in ways, frightening ways, not known in America before or since. Soon after the declaration of war, Wilson pushed the Espionage Act through a cooperative Congress, which balked only at legalizing outright press censorship—despite Wilson's calling it "an imperative necessity."

The bill gave Postmaster General Albert Sidney Burleson the right to refuse to deliver any periodical he deemed unpatriotic or critical of the

administration. And, before television and radio, most of the political discourse in the country went through the mails. A southerner, a narrow man and a hater, nominally a populist but closer to the Pitchfork Ben Tillman wing of the party than to that of William Jennings Bryan, Burleson soon had the post office stop delivery of virtually all publications and any foreign-language publication that hinted at less-than-enthusiastic support of the war.

Attorney General Thomas Gregory called for still more power. Gregory was a progressive largely responsible for Wilson's nominating Louis Brandeis to the Supreme Court, a liberal and the court's first Jew. Now, observing that America was "a country governed by public opinion," Gregory intended to help Wilson rule opinion and, through opinion, the country. He demanded that the Librarian of Congress report the names of those who had asked for certain books and also explained that the government needed to monitor "the individual casual or impulsive disloyal utterances." To do the latter, Gregory pushed for a law broad enough to punish statements made "from good motives or...[if] traitorous motives weren't provable."

The administration got such a law. In 1798, Federalist President John Adams and his party, under pressure of undeclared war with France, passed the Sedition Act, which made it unlawful to "print, utter, or publish...any false, scandalous, or malicious writing" against the government. But that law inflamed controversy, contributed to Adams's reelection defeat, and led to the only impeachment of a Supreme Court justice in history, when Samuel Chase both helped get grand jury indictments of critics and then sentenced these same critics to maximum terms.

Wilson's administration went further, yet engendered little opposition. The new Sedition Act made it punishable by twenty years in jail to "utter, print, write or publish any disloyal, profane, scurrilous, or abusive language about the government of the United States." One could go to jail for cursing the government, or criticizing it, even if what one said was true. Oliver Wendell Holmes wrote the Supreme Court opinion that found the act constitutional—after the war ended, upholding lengthy prison terms for the defendants—arguing that the First Amendment did not protect speech if "the words used...create a clear and present danger."

To enforce that law, the head of what became the Federal Bureau of Investigation agreed to make a volunteer group called the American

Protective League an adjunct to the Justice Department, and authorized them to carry badges identifying them as “Secret Service.” Within a few months the APL would have ninety thousand members. Within a year, two hundred thousand APL members were operating in a thousand communities.

In Chicago a “flying squad” of league members and police trailed, harassed, and beat members of the International Workers of the World. In Arizona, league members and vigilantes locked twelve hundred IWW members and their “collaborators” into boxcars and left them on a siding in the desert across the state line in New Mexico. In Rockford, Illinois, the army asked the league for help in gaining confessions from twenty-one black soldiers accused of assaulting white women. Throughout the country, the league’s American Vigilance Patrol targeted “seditious street oratory,” sometimes calling upon the police to arrest speakers for disorderly conduct, sometimes acting more...directly. And everywhere the league spied on neighbors, investigated “slackers” and “food hoarders,” demanded to know why people didn’t buy—or didn’t buy more—Liberty Bonds.

States outlawed the teaching of German, while an Iowa politician warned that “ninety percent of all the men and women who teach the German language are traitors.” Conversations in German on the street or over the telephone became suspicious. Sauerkraut was renamed “Liberty cabbage.” The *Cleveland Plain Dealer* stated, “What the nation demands is that treason, whether thinly veiled or quite unmasked, be stamped out.” Every day the *Providence Journal* carried a banner warning, “Every German or Austrian in the United States unless known by years of association should be treated as a spy.” The Illinois Bar Association declared that lawyers who defended draft resisters were “unpatriotic” and “unprofessional.” Columbia University president Nicholas Murray Butler, a national leader of the Republican Party, fired faculty critical of the government and observed, “What had been tolerable became intolerable now. What had been wrongheadedness was now sedition. What had been folly was now treason.”

Thousands of government posters and advertisements urged people to report to the Justice Department anyone “who spreads pessimistic stories, divulges—or seeks—confidential military information, cries for peace, or belittles our effort to win the war.” Wilson himself began speaking of the

“sinister intrigue” in America carried on “high and low” by “agents and dupes.”

Even Wilson’s enemies, even the supposedly internationalist Communists, distrusted foreigners. Two Communist parties initially emerged in the United States, one with a membership of native-born Americans, one 90 percent immigrants.

Judge Learned Hand, one of Simon Flexner’s closest friends, later observed, “That community is already in the process of dissolution where each man begins to eye his neighbor as a possible enemy, where non-conformity with the accepted creed, political as well as religious, becomes a mark of disaffection; where denunciation, without specification or backing, takes the place of evidence; where orthodoxy chokes freedom of dissent.”

But American society hardly seemed to be dissolving. In fact it was crystallizing around a single focal point; it was more intent upon a goal than it had ever been, or might possibly ever be again.

Wilson’s hard line threatened dissenters with imprisonment. The federal government also took control over much of national life. The War Industries Board allocated raw materials to factories, guaranteed profits, and controlled production and prices of war materials, and, with the National War Labor Board, it set wages as well. The Railroad Administration virtually nationalized the American railroad industry. The Fuel Administration controlled fuel distribution (and to save fuel it also instituted daylight savings time). The Food Administration—under Herbert Hoover—oversaw agricultural production, pricing, and distribution. And the government inserted itself in the psyche of America by allowing only its own voice to be heard, by both threatening dissenters with prison and shouting down everyone else.

Prior to the war Major Douglas MacArthur had written a long proposal advocating outright censorship if the nation did fight. Journalist Arthur Bullard, who was close to Wilson confidant Colonel Edward House, argued for another approach. Congress’s rejection of censorship settled the argument in Bullard’s favor.

Bullard had written from Europe about the war for *Outlook*, *Century*, and *Harper’s Weekly*. He pointed out that Britain was censoring the press and had misled the British people, undermining trust in the government and

support for the war. He urged using facts only. But he had no particular affection for truth per se, only for effectiveness: “Truth and falsehood are arbitrary terms.... There is nothing in experience to tell us that one is always preferable to the other.... There are lifeless truths and vital lies.... The force of an idea lies in its inspirational value. It matters very little if it is true or false.”

Then, probably at the request of House, Walter Lippmann wrote Wilson a memo on creating a publicity bureau on April 12, 1917, a week after America declared war. One outgrowth of the Progressive Era, of the emergence of experts in many fields, was the conviction that an elite knew best. Typically, Lippmann later called society “too big, too complex” for the average person to comprehend, since most citizens were “mentally children or barbarians.... Self-determination [is] only one of the many interests of a human personality.” Lippmann urged that self-rule be subordinated to “order,” “rights,” and “prosperity.”

The day after receiving the memo, Wilson issued Executive Order 2594, creating the Committee on Public Information—the CPI—and named George Creel its head.

Creel was passionate, intense, handsome, and wild. (Once, years after the war and well into middle age, he literally climbed onto a chandelier in a ballroom and swung from it.) He intended to create “one white-hot mass... with fraternity, devotion, courage, and deathless determination.”

To do so, Creel used tens of thousands of press releases and feature stories that were routinely run unedited by newspapers. And those same publications instituted a self-censorship. Editors would print nothing that they thought might hurt morale. Creel also created a force of “Four Minute Men”—their number ultimately exceeded one hundred thousand—who gave brief speeches before the start of meetings, movies, vaudeville shows, and entertainment of all kinds. Bourne sadly observed, “[A]ll this intellectual cohesion—herd-instinct—which seemed abroad so hysterical and so servile comes to us here in highly rational terms.”

Creel began intending to report only facts, if carefully selected ones, and conducting only a positive campaign, avoiding the use of fear as a tool. But this soon changed. The new attitude was embodied in a declaration by one of Creel’s writers that, “Inscribed in our banner even above the legend Truth is the noblest of all mottoes—‘We Serve.’” They served a cause. One poster designed to sell Liberty Bonds warned, “I am Public Opinion. All

men fear me!...[I]f you have the money to buy and do not buy, I will make this No Man's Land for you!" Another CPI poster asked, "Have you met this Kaiserite?... You find him in hotel lobbies, smoking compartments, clubs, offices, even homes.... He is a scandal-monger of the most dangerous type. He repeats all the rumors, criticism, and lies he hears about our country's part in the war. He's very plausible.... People like that... through their vanity or curiosity or *treason* they are helping German propagandists sow the seeds of discontent...."

Creel demanded "100% Americanism" and planned for "every printed bullet [to] reach its mark." Simultaneously, he told the Four Minute Men that fear was "an important element to be bred in the civilian population. It is difficult to unite a people by talking only on the highest ethical plane. To fight for an ideal, perhaps, must be coupled with thoughts of self-preservation."

"Liberty Sings"—weekly community events—spread from Philadelphia across the country. Children's choruses, barbershop quartets, church choirs—all performed patriotic songs while the audiences sang along. At each gathering a Four Minute Man began the ceremonies with a speech.

Songs that might hurt morale were prohibited. Raymond Fosdick, a student of Wilson's at Princeton and board member (and later president) of the Rockefeller Foundation, headed the Commission on Training Camp Activities. This commission banned such songs as "I Wonder Who's Kissing Her Now" and "venomous parodies" such as "Who Paid the Rent for Mrs. Rip Van Winkle While Mr. Rip Van Winkle Was Away?" along with "questionable jokes and other jokes, which while apparently harmless, have a hidden sting—which leave the poison of discontent and worry and anxiety in the minds of the soldiers and cause them to fret about home.... [T]he songs and jokes were the culmination of letter writing propaganda instigated by the Huns in which they told lying tales to the men of alleged conditions of suffering at home."

And Wilson gave no quarter. To open a Liberty Loan drive, Wilson demanded, "Force! Force to the utmost! Force without stint or limit! the righteous and triumphant Force which shall make Right the law of the world, and cast every selfish dominion down in the dust."

That force would ultimately, if indirectly, intensify the attack of influenza and undermine the social fabric. A softer path that Wilson also tried to lead the nation down would mitigate—but only somewhat—the damage.

The softer path meant the American Red Cross.

If the American Protective League mobilized citizens, nearly all of them men, to spy upon and attack anyone who criticized the war, the American Red Cross mobilized citizens, nearly all of them women, in more productive ways. The International Red Cross had been founded in 1863 with its focus on war, on the decent treatment of prisoners as set forth in the first Geneva Convention. In 1881 Clara Barton founded the American Red Cross, and the next year the United States accepted the guidelines of the convention. By World War I, all the combatants were members of the International Red Cross. But each national unit was fully independent.

The American Red Cross was a quasi-public institution whose titular president was (and is) the president of the United States. Officially chartered by Congress to serve the nation in times of emergency, the American Red Cross grew even closer to the government during the war. The chairman of its Central Committee was Wilson's presidential predecessor William Howard Taft, and Wilson had appointed its entire "War Council," the real ruling body of the organization.

As soon as the United States entered World War I, the American Red Cross declared that it would "exert itself in any way which...might aid our allies.... The organization seeks in this great world emergency to do nothing more and nothing less than to coordinate the generosity and the effort of our people toward achieving a supreme aim."

There was no more patriotic organization. It had full responsibility for supplying nurses, tens of thousands of them, to the military. It organized fifty base hospitals in France. It equipped several railroad cars as specialized laboratories in case of disease outbreaks—but reserving them for use only by the military, not by civilians—and stationed them "so that one may be delivered at any point [in the country] within 24 hours." (The Rockefeller Institute also outfitted railroad cars as state-of-the-art laboratories and placed them around the country.) It cared for civilians injured or made homeless after several explosions in munitions factories.

But its most important role had nothing to do with medicine or disasters. Its most important function was to bind the nation together, for

Wilson used it to reach into every community in the country. Nor did the Red Cross waste the opportunity to increase its presence in American life.

It had already made a reputation in several disasters: the Johnstown flood in 1889, when a dam broke and water smashed down upon the Pennsylvania city like a hammer, killing twenty-five hundred people; the San Francisco earthquake in 1906; major floods on the Ohio and Mississippi Rivers in 1912. It had also served American troops in the Spanish-American War and during the insurrection in the Philippines that followed.

Still, the American Red Cross began the Great War with only 107 local chapters. It finished with 3,864 chapters.

It reached into the largest cities and into the smallest villages. It made clear that to participate in Red Cross activities was to join the great crusade for civilization, and especially for American civilization. And it used subtlety and social pressure to all but compel participation. It identified the most prominent and influential man in a city, a person whom others could refuse only with difficulty, and asked him to chair the local Red Cross chapter; it appealed to him, told him how important he was to the war effort, how needed he was. Almost invariably he agreed. And it asked the leading hostess, the leader of “society” in cities—in Philadelphia, Mrs. J. Willis Martin, who started the nation’s first garden club and whose family and husband’s family were as established as any on the Main Line—or whatever passed for “society” in small towns—in Haskell County, Mrs. Loring Miner, whose father was the largest landowner in southwest Kansas—to chair a woman’s auxiliary.

In 1918 the Red Cross counted thirty million Americans—out of a total population of 105 million—as active supporters. Eight million Americans, nearly 8 percent of the entire population, served as production workers in local chapters. (The Red Cross had more volunteers in World War I than in World War II despite a 30 percent increase in the nation’s population.) Women made up nearly all this enormous volunteer workforce, and they might as well have worked in factories. Each chapter received a production quota, and each chapter produced that quota. They produced millions of sweaters, millions of blankets, millions of socks. They made furniture. They did everything requested of them, and they did it well. When the Federal Food Administration said that pits from peaches, prunes, dates, plums, apricots, olives, and cherries were needed to make carbon for gas masks,

newspapers reported, “Confectioners and restaurants in various cities have begun to serve nuts and fruit at cost in order to turn in the pits and shells, a patriotic service.... Every American man, woman or child who has a relative or friend in the army should consider it a matter of personal obligation to provide enough carbon making material for his gas mask.” And so Red Cross chapters throughout the country collected thousands of tons of fruit pits—so many they were told, finally, to stop.

As William Maxwell, a novelist and *New Yorker* editor who grew up in Lincoln, Illinois, recalled, “[M]other would go down to roll bandages for the soldiers. She put something like a dish towel on her head with a red cross on the front and wore white, and in school we saved prune pits which were supposed to be turned into gas masks so that the town was aware of the war effort.... At all events there was an active sense of taking part in the war.”

The war was absorbing all of the nation. The draft, originally limited to men aged twenty-one to thirty, was soon extended to men aged eighteen to forty-five. Even with the expanded base, the government declared that all men in that age group would be called within a year. *All* men, the government said.

The army would require as well at least one hundred thousand officers. The Student Army Training Corps was to provide many of that number: it would admit “men by voluntary induction,...placing them on active duty immediately.”

In May 1918 Secretary of War Newton Baker wrote the presidents of all institutions “of Collegiate Grade,” from Harvard in Cambridge, Massachusetts, to the North Pacific College of Dentistry in Portland, Oregon. He did not ask for cooperation, much less permission. He simply stated, “Military instruction under officers and non-commissioned officers of the Army will be provided in every institution of college grade which enroll 100 or more male students.... All students over the age of 18 will be encouraged to enlist.... The commanding officer...[will] enforce military discipline.”

In August 1918 an underling followed Baker’s letter with a memo to college administrators, stating that the war would likely necessitate “the mobilization of all physically-fit registrants under 21, within 10 months from this date.... The student, by voluntary induction, becomes a soldier in

the United States Army, uniformed, subject to military discipline and with the pay of a private...on full active duty.” Upon being activated, nearly all would be sent to the front. Twenty-year-olds would get only three months’ training before activation, with younger men getting only a few months more. “In view of the comparatively short time during which most of the student-soldiers will remain in college and the exacting military duties awaiting them, academic instruction must necessarily be modified along the lines of direct military value.”

Therefore the teaching of academic courses was to end, to be replaced by military training. Military officers were to take virtual command of each college in the country. High schools were “urged to intensify their instruction so that young men 17 and 18 years old may be qualified to enter college as quickly as possible.”

The full engagement of the nation had begun the instant Wilson had chosen war. Initially the American Expeditionary Force in Europe was just that, a small force numbering little more than a skirmish line. But the American army was massing. And the forging of all the nation into a weapon was approaching completion.

That process would jam millions of young men into extraordinarily tight quarters in barracks built for far fewer. It would bring millions of workers into factories and cities where there was no housing, where men and women not only shared rooms but beds, where they not only shared beds but shared beds in shifts, where one shift of workers came home—if their room could be called a home—and climbed into a bed just vacated by others leaving to go to work, where they breathed the same air, drank from the same cups, used the same knives and forks.

That process also meant that through both intimidation and voluntary cooperation, despite a stated disregard for truth, the government controlled the flow of information.

The full engagement of the nation would thus provide the great sausage machine with more than one way to grind a body up. It would grind away with the icy neutrality that technology and nature share, and it would not limit itself to the usual cannon fodder.

CHAPTER TEN

WHILE AMERICA still remained neutral William Welch, then president of the National Academy of Sciences, and his colleagues watched as their European counterparts tried to perfect killing devices.

Technology has always mattered in war, but this was the first truly scientific war, the first war that matched engineers and their abilities to build not just artillery but submarines and airplanes and tanks, the first war that matched laboratories of chemists and physiologists devising or trying to counteract the most lethal poison gas. Technology, like nature, always exhibits the ice of neutrality however heated its effect. Some even saw the war itself as a magnificent laboratory in which to test and improve not just the hard sciences but theories of crowd behavior, of scientific management of the means of production, of what was thought of as the new science of public relations.

The National Academy had itself been created during the Civil War to advise the government on science, but it did not direct or coordinate scientific research on war technologies. No American institution did. In 1915 astronomer George Hale began urging Welch and others in the NAS to take the lead in creating such an institution. He convinced them, and in April 1916 Welch wrote Wilson, “The Academy now considers it to be its plain duty, in case of war or preparation for war, to volunteer its assistance and secure the enlistment of its members for any services we can offer.”

Wilson had been a graduate student at the Hopkins when Welch had first arrived there and immediately invited him, Hale, and a few others to the White House. There they proposed to establish a National Research Council to direct all war-related scientific work. But they needed the president to formally request its creation. Wilson immediately agreed although he insisted the move remain confidential.

He wanted confidentiality because any preparation for war set off debate, and Wilson was about to use all the political capital he cared to in order to create the Council of National Defense, which was to lay plans for what would become, after the country entered the war, the virtual

government takeover of the production and distribution of economic resources. The council's membership was comprised of six cabinet secretaries, including the secretaries of war and the navy, and seven men outside the government. (Ironically, considering Wilson's intense Christianity, three of the seven were Jews: Samuel Gompers, head of the American Federation of Labor; Bernard Baruch, the financier; and Julius Rosenwald, head of Sears. Almost simultaneously, Wilson appointed Brandeis to the Supreme Court. All this marked the first significant representation of Jews in government.)

But Wilson's silent approval was enough. Welch, Hale, and the others formed their new organization, bringing in respected scientists in several fields, scientists who asked other colleagues to conduct specific pieces of research, research that fitted in with other pieces, research that together had potential applications. And medicine, too, had become a weapon of war.

By then a kind of organizational chart had developed in American scientific medicine. This chart of course did not exist in any formal sense, but it was real.

At the top sat Welch, fully the impresario, capable of changing the lives of those upon whom his glance lingered, capable as well of directing great sums of money to an institution with a nod. Only he held such power in American science, and no one else has held such power since.

On the rung below him were a handful of contemporaries, men who had fought beside him to change medicine in the United States and who had well-deserved reputations. Perhaps Victor Vaughan ranked second to him as a builder of institutions; he had created a solid one at Michigan and been the single most important voice outside the Hopkins demanding reform of medical education. In surgery the brothers Charles and William Mayo were giants and immensely important allies in forcing change. In the laboratory Theobald Smith inspired. In public health Hermann Biggs had made the New York City Department of Health probably the best municipal health department in the world, and he had just taken over the state health department, while in Providence, Rhode Island, Charles Chapin had applied the most rigorous science to public health questions and reached conclusions that were revolutionizing public health practices. And in the U.S. Army, Surgeon General William Gorgas also had developed an

international reputation, continuing and expanding upon George Sternberg's tradition.

Both the National Research Council and the Council of National Defense had medical committees that were controlled by Welch himself, Gorgas, Vaughan, and the Mayo brothers, all five of whom had already served as president of the American Medical Association. But conspicuous by his absence was Rupert Blue, then the civilian surgeon general and head of the U.S. Public Health Service (USPHS). Welch and his colleagues so doubted his abilities and judgment that they not only blocked him from serving on the committees but would not allow him even to name his own representative to them. Instead they picked a USPHS scientist they trusted. It was not a good sign that the head of the public health service was so little regarded.

From the beginning of their planning, these men focused on the biggest killer in war—not combat, but epidemic disease. Throughout the wars in history more soldiers had often died of disease than in battle or of their wounds. And epidemic disease had routinely spread from armies to civilian populations.

This was true not just in ancient times or in the American Civil War, in which two men died from disease for every battle-related death (counting both sides, one hundred eighty-five thousand troops died in combat or of their wounds, while three hundred seventy-three thousand died of disease). More soldiers had died of disease than combat even in the wars fought since scientists had adopted the germ theory and modern public health measures. In the Boer War that raged from 1899 to 1902 between Britain and the white settlers of South Africa, ten British troops died of disease for each combat-related death. (The British also put nearly a quarter of the Boer population in concentration camps, where 26,370 women and children died.) In the Spanish-American War in 1898, six American soldiers died of disease—nearly all of them from typhoid—for every one killed in battle or who died of his wounds.

The Spanish-American War deaths especially were entirely unnecessary. The army had expanded in a matter of months from twenty-eight thousand to two hundred seventy-five thousand, and Congress had appropriated \$50 million for the military, but not a penny went to the army medical department; as a result, a camp of sixty thousand soldiers at Chickamauga had not a single microscope. Nor was army surgeon general Sternberg given

any authority. Military engineers and line officers directly rejected his angry protests about a dangerously unsanitary camp design and water supply. Their stubbornness killed roughly five thousand American young men.

Other diseases could be equally dangerous. When even normally mild diseases such as whooping cough, chickenpox, and mumps invade a “virgin” human population, a population not previously exposed to them, they often kill in large numbers—and young adults are especially vulnerable. In the Franco-Prussian War in 1871, for example, measles killed 40 percent of those who fell ill during the siege of Paris, and a measles epidemic erupted in the U.S. Army in 1911, killing 5 percent of all the men who caught the disease.

Those facts were of deep concern to Welch, Vaughan, Gorgas, and the others. They committed themselves to ensuring that the best medical science be available to the military. Welch, sixty-seven years old, short, obese, and out of breath, put a uniform on, devoted much time to army business, and took a desk in Gorgas’s personal office that he used whenever in Washington. Vaughan, sixty-five years old and equally obese at 275 pounds, put a uniform on and became head of the army’s Division of Communicable Disease. Flexner at age fifty-four put a uniform on. Gorgas had them all commissioned majors, the highest rank then allowed (regulations were changed and they all later became colonels).

They thought not only about caring for soldiers wounded in combat. They thought not only about finding a source for digitalis, which was imported from Germany (Boy Scouts gathered foxglove in Oregon and tests found it produced a suitable drug), or surgical needles (these too were all imported, so they set up a U.S. factory to produce them), or discovering the most efficient way to disinfect huge amounts of laundry (they asked Chapin to look into this).

They thought about epidemic disease.

The single man who had the chief responsibility for the performance of military medicine was Surgeon General of the Army William Crawford Gorgas. The army gave him little authority with which to work—not much more than Sternberg had had. But he was a man able to accomplish much in the face of not only benign neglect but outright opposition from those above him.

Naturally optimistic and cheerful, devout, son of a Confederate officer who became president of the University of Alabama, Gorgas took up medicine ironically in pursuit of another aim: a military career. After he failed to get an appointment to West Point, it seemed his only way into the army, and he took it despite his father's bitter opposition. He soon became entirely comfortable in medicine and preferred to be addressed as "Doctor" rather than by rank, even as he rose to "General." He loved learning and set aside a fixed amount of minutes each day for reading, rotating his attention among fiction, science, and classical literature.

Gorgas had a distinct softness around his eyes that made him appear gentle, and he treated virtually everyone with whom he came into contact with dignity. His appearance and manner belied, however, his intensity, determination, focus, and occasional ferocity. In the midst of crisis or obstacles his public equanimity made him a center of calm, the kind that calmed and gave confidence to others. But in private, after encountering obtuseness if not outright stupidity in his superiors, he slammed drawers, hurled inkwells, and stormed out of his office muttering threats to quit.

Like Sternberg, he spent much of his early career at frontier posts in the West, although he also took Welch's course at Bellevue. Unlike Sternberg, he did not personally do any significant laboratory research. But he was every bit as tenacious, every bit as disciplined.

Two experiences epitomized both his abilities and his determination to do his job. The first came in Havana after the Spanish-American War. He did not belong to Walter Reed's team investigating yellow fever. Their work in fact did not convince him that the mosquito carried the disease. Nonetheless he was given the task of killing mosquitoes in Havana. He succeeded in this task—despite doubting its usefulness—so well that in 1902 yellow fever deaths there fell to zero. *Zero*. And malaria deaths fell by 75 percent. (The results convinced him that the mosquito hypothesis was correct.) An even more significant triumph came when he later took charge of clearing yellow fever from the construction sites along the Panama Canal. In this case his superiors rejected the mosquito hypothesis, gave him the barest minimum of resources, and tried to undermine his authority, his effort, and him personally, at one point demanding that he be replaced. He persisted—and succeeded—partly through his intelligence and insight into the problems disease presented, partly through his ability to maneuver

bureaucratically. In the process he also earned a reputation as an international expert on public health and sanitation.

He became surgeon general of the army in 1914 and immediately began massaging congressmen and senators for money and authority to prepare in case the country went to war. He wanted no repeat of Sternberg's Spanish-American experience. Believing his work done, in 1917 he submitted his resignation to join a Rockefeller-sponsored international health project. When the United States entered the war, he withdrew his resignation.

Then sixty-three years old, white-haired, with a handlebar mustache, and thin—as a boy he had been almost fragile, and he remained thin despite an appetite for food that rivaled Welch's—he took as his first task surrounding himself with the best possible people, while simultaneously trying to inject his and their influence into army planning. His War Department seniors did not consult his department on the sites for its several dozen new cantonments, but army engineers did pay close attention to the medical department in the actual design of the training camps. They too wanted no repeat of the mistakes that had killed thousands of soldiers in 1898.

But only in one other area did the army medical department receive even a hearing from War Department leadership. That was its massive campaign against venereal disease, a campaign supported strongly by a political union of progressives, many of whom believed in perfecting secular society, and from Christian moralists. (The same political odd couple would soon unite to enact Prohibition.) Gorgas's office recognized “to what extremes the sexual moralist can go. How unpractical, how intolerant, how extravagant, even how unreasoning, if not scientifically dishonest, he can be.” But it also knew that one-third of all workdays lost to illness in the army were caused by venereal disease. That loss the military would not tolerate.

The medical corps told enlisted men to masturbate instead of using prostitutes. It produced posters with such slogans as, “A Soldier who gets a dose is a traitor.” It examined enlisted men twice a month for venereal disease, required any men infected to identify the person with whom or the building in which they had had sex, docked the pay of soldiers or sailors sick with venereal disease, and also made them subject to court-martial. With support from the most senior political leadership, the military by law prohibited prostitution and the sale of alcohol within five miles of any base

—and the military had seventy bases with ten thousand or more soldiers or sailors scattered around the country. The health boards of twenty-seven states passed regulations allowing detention of people suffering venereal infection “until they are no longer a danger to the community.” Eighty red-light districts were shut down. Even New Orleans had to close down its legendary Storyville, where prostitution was legal, where Buddy Bolden, Jelly Roll Morton, Louis Armstrong, and others had invented jazz in the whore-houses. And New Orleans mayor Martin Behrman was no reformer; he headed a political machine so tight it was called simply “the Ring.”

But if Gorgas had the power to act decisively on venereal disease, if engineers listened to his sanitary experts in designing water supplies, the army paid him little heed on anything else. On no subject where he had only science behind him, science without political weight, could he get even a hearing from army superiors. Even when an American researcher developed an antitoxin for gangrene, Gorgas could not convince them to fund testing at the front. So Welch arranged for the Rockefeller Institute to pay the expenses of a team of investigators to go to Europe, and for the British army to test the antitoxin in British hospitals. (It worked, although not perfectly.)

In many ways, then, Gorgas, Welch, Vaughan, and their colleagues operated as a team independent of the army. But they could not operate independently in regard to epidemic disease, and they could not operate either independently or alone as camps filled with hundreds of thousands—in fact, millions—of young men.

When the war began there were one hundred forty thousand physicians in the United States. Only 776 of them were serving in the army or navy. The military needed tens of thousands of physicians, and it needed them immediately. It would make no exceptions for scientists. Most would volunteer anyway. Most wanted to participate in this great crusade.

Welch and Vaughan joined the military, despite their being one hundred pounds overweight and past the regular army’s mandatory retirement age, and they were not alone. Flexner joined at age fifty-four. Flexner’s protégé Paul Lewis at Penn, Milton Rosenau at Harvard, and Eugene Opie at Washington University joined. All around the country laboratory scientists were joining.

And to avoid losing scientists piecemeal either as volunteers or to the draft, Flexner suggested to Welch that the entire Rockefeller Institute be incorporated into the army. Welch carried the idea to Gorgas, and Gorgas's deputy wired Flexner, "[U]nit will be arranged as you desire." And so the Rockefeller Institute became Army Auxiliary Laboratory Number One. There would be no auxiliary laboratory number two. Men in uniforms marched down laboratory and hospital corridors. An army adjutant commanded the technicians and janitors, maintained army discipline among them, and drilled them on parade on York Avenue. Lunch became "mess." A mobile hospital unit on wheels with buildings, wards, labs, laundry, and kitchen was rolled into the front yard of the institute from Sixty-fourth to Sixty-sixth Streets to treat soldiers with intractable wounds. Sergeants saluted scientists who—except for two Canadians who became privates—received officer rank.

This was no mere cosmetic change to allow life to go on as usual.^{*} At Rockefeller the fiber of the work was rewoven. Nearly all research shifted to something war-related, or to instruction. Alexis Carrel, a Nobel laureate in 1912 who pioneered the surgical reattachment of limbs and organ transplantation as well as tissue culture—he kept part of a chicken heart alive for thirty-two years—taught surgical techniques to hundreds of newly militarized physicians. Others taught bacteriology. A biochemist studied poison gas. Another chemist explored ways to get more acetone from starch, which could be used both in making explosives and to stiffen the fabric that covered airplane wings. Peyton Rous, who had already done the work that would later—decades later—win him a Nobel Prize, redirected his work to preserving blood; he developed a method still in use that led to the first blood banks being established at the front in 1917.

The war also consumed the supply of practicing physicians. Gorgas, Welch, and Vaughan had already laid plans for this. In December 1916 they had, through the Council of National Defense, asked state medical associations to secretly grade physicians. Roughly half of all practicing physicians were judged incompetent to serve. So when America did enter the war, the military first examined every male graduate of medical school in 1914, 1915, and 1916, seeking, as Vaughan said, the "best from these classes." This would supply approximately ten thousand doctors. Many of the best medical schools also sent much of their faculty to France, where

the schools functioned as intact units, staffing and unofficially lending their names to entire military hospitals.

Yet these moves could not begin to satisfy the need. By the time the Armistice was signed thirty-eight thousand physicians would be serving in the military, at least half of all those under age forty-five considered fit for service.

The military, and especially the army, did not stop there. In April 1917 the army had fifty-eight dentists; in November 1918 it had 5,654. And the military needed nurses.

There were too few nurses. Nursing had, like medicine, changed radically in the late nineteenth century. It too had become scientific. But changes in nursing involved factors that went beyond the purely scientific; they involved status, power, and the role of women.

Nursing was one of the few fields that gave women opportunity and status, and that they controlled. While Welch and his colleagues were revolutionizing American medicine, Jane Delano, Lavinia Dock—both of whom were students in Bellevue’s nursing program while Welch was exposing medical students there to new realities—and others were doing the same to nursing. But they fought not with an entrenched Old Guard in their own profession so much as with physicians. (Sometimes physicians, threatened by intelligent and educated nurses, waged a virtual guerrilla war; in some hospitals physicians replaced labels on drug bottles with numbers so nurses could not question a prescription.)

In 1912, before becoming surgeon general, Gorgas had anticipated that if war ever came, the army would need vast numbers of nurses, many more than would likely be available. He believed, however, that not all of them would have to be fully trained. He wanted to create a corps of “practical nurses,” who lacked the education and training of “graduate nurses.”

Others were also advancing this idea, but they were all men. The women who ran nursing would have none of it. Jane Delano had taught nursing and had headed the Army Nurse Corps. Proud and intelligent as well as tough, driven, and authoritarian, she had then just left the army to establish the Red Cross nursing program, and the Red Cross had all responsibility for supplying nurses to the army, evaluating, recruiting, and often assigning them.

She rejected Gorgas's plan, telling her colleagues it "seriously threatened" the status of professional nursing and warning, "Our Nursing Service would be of no avail with these groups of women unrelated to us, organized by physicians, taught by physicians, serving under their guidance." She told the Red Cross bluntly that "if this plan were put through I should at once sever my connection with the Red Cross...[and] every member of the State and Local Committee would go out with me."^{*}

The Red Cross and the army surrendered to her. No training of nursing aides commenced. When the United States entered the war it had 98,162 "graduate nurses," women whose training probably exceeded that of many—if not most—doctors trained before 1910. The war sucked up nurses as it sucked up everything else. In May 1918 roughly sixteen thousand nurses were serving in the military. Gorgas believed that the army alone needed fifty thousand.

After Gorgas again pleaded with the Red Cross "to carry out the plans already formulated," after learning confidential information about the desperation in combat hospitals, Delano reversed herself, supported Gorgas, and tried to convince her colleagues of the need for "practical" nurses.

Her professional colleagues rebuffed them both. They refused to participate in organizing any large training program of such aides, and agreed only to establish an Army Nursing School. By October 1918 this new nursing school had produced not a single fully trained nurse.

The triumph of the nursing profession at large over the Red Cross and the United States Army, an army at war, was extraordinary. That the victors were women made it more extraordinary. Ironically, this triumph reflected as well a triumph of George Creel's Committee on Public Information over the truth, for Creel's propaganda machine had prevented the public from learning just how profound the need for nurses was.

In the meantime the military's appetite for doctors and nurses only grew. Four million American men were under arms with more coming, and Gorgas was planning for three hundred thousand hospital beds. The number of trained medical staff he had simply could not handle that load. So the military suctioned more and more nurses and physicians into cantonments, aboard ships, into France, until it had extracted nearly all the best young physicians. Medical care for civilians deteriorated rapidly. The doctors who remained in civilian life were largely either incompetent young ones or those over forty-five years of age, the vast majority of whom had been

trained in the old ways of medicine. The shortage of nurses would prove even more serious. Indeed, it would prove deadly, especially in civil society.

All this added kindling to the tinderbox. Still more kindling would come.

CHAPTER ELEVEN

WILSON HAD DEMANDED that “the spirit of ruthless brutality...enter into the very fibre of national life.” To carry out that charge Creel had wanted to create “one white-hot mass,” a mass driven by “deathless determination.” He was doing so. This was truly total war, and that totality truly included the medical profession.

Creel’s spirit even injected itself into *Military Surgeon*, a journal published by the army for its physicians, which said, “Every single activity of this country is directed towards one single object, the winning of the war; nothing else counts now, and nothing will count ever if we don’t win it. No organization of any kind should be countenanced that has not this object in immediate view and is likely to help in the most efficient way.... Thus the medical sciences are applied to war, the arts are applied in perfecting camouflage, in reviving the spirits of our soldiers by entertainment, etc.”

This medical journal, this journal for physicians whose goal was to save life, also declared, “The consideration of human life often becomes quite secondary.... The medical officer has become more absorbed in the general than the particular, and the life and limb of the individual, while of great importance, are secondary to measures pro bono publico.” And this same journal expressed its opinion of what constituted pro bono publico when it quoted approvingly advice from Major Donald McRae, a combat veteran who said, “If any enemy wounded are found (in the trench) they should be bayoneted, if sufficient prisoners [for interrogation] have been taken.”

Gorgas did not share the views of the journal’s editors. When the investigator funded by Rockefeller found his gangrene antitoxin effective, he wanted to publish his results—which could help the Germans. Both Gorgas and Secretary of War Newton Baker agreed that he should do so, and he did. Welch told Flexner, “I was very glad that both the Secretary and Surgeon General without any hesitation took this position.”

But Gorgas had more important things to do than police the editors of *Military Surgeon*. He was focusing upon his mission, and he was pursuing it with the obsessiveness of a missionary. For Gorgas had a nightmare.

The U.S. Army had exploded from a few tens of thousands of soldiers before the war to millions in a few months. Huge cantonments, each holding roughly fifty thousand men, were thrown together in a matter of weeks. Hundreds of thousands of men occupied them before the camps were completed. They were jammed into those barracks that were finished, barracks designed for far less than their number, while tens of thousands of young soldiers lived through the first winter in tents. Hospitals were the last buildings to be constructed.

These circumstances not only brought huge numbers of men into this most intimate proximity but exposed farm boys to city boys from hundreds of miles away, each of them with entirely different disease immunities and vulnerabilities. Never before in American history—and possibly never before in any country’s history—had so many men been brought together in such a way. Even at the front in Europe, even with the importation there of labor from China, India, and Africa, the concentration and throwing together of men with different vulnerabilities may not have been as explosive a mix as that in American training camps.

Gorgas’s nightmare was of an epidemic sweeping through those camps. Given the way troops moved from camp to camp, if an outbreak of infectious disease erupted in one, it would be extraordinarily difficult to isolate that camp and keep the disease from spreading to others. Thousands, possibly tens of thousands, could die. Such an epidemic might spread to the civilian population as well. Gorgas intended to do all within his power to prevent his nightmare from becoming real.

By 1917 medical science was far from helpless in the face of disease. It stood in fact on the banks of the river Styx. If it was able to wade into those waters and pull only a few people back from that crossing, in its laboratories lay the promise of much more.

True, science had so far developed only a single one of the “magic bullets” envisaged by Paul Ehrlich. He and a colleague had tried nine hundred different chemical compounds to cure syphilis before retesting the 606th one. It was an arsenic compound; this time they made it work, curing

syphilis without poisoning the patient. Named salversan, it was often called just “606.”

But science had achieved considerable success in manipulating the immune system and in public health. Vaccines prevented a dozen diseases that devastated livestock, including anthrax and hog cholera. Investigators had also gone far beyond the first success against smallpox and were now developing vaccines to prevent a host of diseases as well as antitoxins and serums to cure them. Science had triumphed over diphtheria. Sanitary and public health measures were containing typhoid, cholera, yellow fever, and bubonic plague, and vaccines against typhoid, cholera, and plague also appeared. Antitoxin for snake bites went into production. An antiserum for dysentery was found. A tetanus antitoxin brought magical results—before its widespread use, in 1903 in the United States 102 people died out of every 1,000 treated for tetanus; ten years later universal use of the antitoxin lowered the death rate to 0 per 1,000 treated. Meningitis had been checked, if not conquered, largely by Flexner’s antiserum. In 1917 an antitoxin for gangrene was developed; although it was not nearly as effective as other antitoxins, scientists could improve it as they had improved others, over time. The possibilities of manipulating the immune system to defeat infectious disease seemed to hold enormous promise.*

At the management level Gorgas was taking action too. He saw to it that many of the new army doctors assigned to the cantonments were trained at the Rockefeller Institute by some of the best scientists in the world. He began stockpiling huge quantities of vaccines, antitoxins, and sera. He did not rely for these products on drug manufacturers; they were unreliable and often useless. In 1917 in fact New York State health commissioner Hermann Biggs tested commercial products for several diseases and found them so poor that he banned all sales from all drug manufacturers in New York State. So Gorgas assigned production to people he could rely upon. The Army Medical School would make enough typhoid vaccine for five million men. The Rockefeller Institute would produce sera for pneumonia, dysentery, and meningitis. The Hygienic Laboratory in Washington, which ultimately grew into the National Institutes of Health, would prepare smallpox vaccine and antitoxins for diphtheria and tetanus.

He also transformed several railroad cars into the most modern laboratory facilities—the equipping of these cars was paid for not by the government but by the Rockefeller Institute and the American Red Cross—

and stationed these rolling laboratories at strategic points around the country, ready, as Flexner told Gorgas's deputy for scientific matters, Colonel Frederick Russell, to "be sent to any one of the camps at which pneumonia or other epidemic disease prevails."

Also, even before construction began on the cantonments, Gorgas created a special unit for "the prevention of infectious disease." He assigned the very best men to it. Welch, who had already toured British and French camps and was alert to possible weak points, headed this unit, and its five other members were Flexner, Vaughan, Russell, Biggs, and Rhode Island's Charles Chapin. Each of them had international renown. They laid out precise procedures for the army to follow to minimize the chances of an epidemic.

Meanwhile, as troops were pouring into the camps in 1917, Rockefeller Institute colleagues Rufus Cole, Oswald Avery, and others who had turned their focus to pneumonia issued a specific warning: "Although pneumonia occurs chiefly in endemic form, small and even large epidemics are not unknown. It was the most serious disease which threatened the construction of the Panama Canal"—more so even than yellow fever, as Gorgas well knew—"and its prevalence in regions where large numbers of susceptible workers are brought together renders it of great importance.... Pneumonia [seems] especially likely to attack raw recruits. The experience among the small number of troops in the Mexican border, where pneumonia occurred in epidemic form [in 1916], should be a warning of what is likely to happen in our national army when large numbers of susceptible men are brought together during the winter months."

Gorgas's army superiors ignored the advice. As a result, the army soon suffered a taste of epidemic disease. It would be a test run, for both a virus and medicine.

The winter of 1917–18 was the coldest on record east of the Rocky Mountains, barracks were jam-packed, and hundreds of thousands of men were still living in tents. Camp hospitals and other medical facilities had not yet been finished. An army report conceded the failure to provide warm clothing or even heat. But most dangerous was the overcrowding.

Flexner warned that the situation "was as if the men had pooled their diseases, each picking up the ones he had not had,...greatly assisted by the

faulty laying out of the camps, poor administration, and lack of adequate laboratory facilities.” Vaughan protested impotently and later called army procedures “insane.... How many lives were sacrificed I can not estimate.... The dangers in mobilization steps followed were pointed out to the proper authorities before there was any assembly, but the answer was: ‘The purpose of mobilization is to convert civilians into trained soldiers as quickly as possible and not to make a demonstration in preventive medicine.’”

In that bitterly cold winter, measles came to the army’s barracks, and it came in epidemic form. Usually, of course, measles infects children and causes only fever, rash, cough, runny nose, and discomfort. But like many other children’s diseases—especially viral diseases—when measles strikes adults, it often strikes hard. (Early in the twenty-first century, measles is still causing one million deaths a year worldwide.)

This outbreak racked its victims with high fever, extreme sensitivity to light, and violent coughs. Complications included severe diarrhea, meningitis, encephalitis (inflammation of the brain), violent ear infections, and convulsions.

As infected soldiers moved from camp to camp, the virus moved with them, rolling through camps like a bowling ball knocking down pins. Vaughan reported, “Not a troop train came into Camp Wheeler [near Macon, Georgia] in the fall of 1917 without bringing from one to six cases of measles already in the eruptive stage. These men...distributed its seeds at the encampment and on the train. No power on earth could stop the spread of measles under these conditions.”

Camp Travis outside San Antonio held 30,067 men. By Christmas, 4,571 men had come down with the disease. Funston had an average troop strength of over fifty-six thousand; three thousand were sick enough to require hospitalization. At Greenleaf in South Carolina, Devens in Massachusetts, the numbers were comparable. The 25,260 troops at Camp Cody in New Mexico were free of measles until soon after the arrival of men from Funston. Then measles began roaring through Cody, too.

And some young men began to die.

Investigators could develop neither a vaccine to prevent measles nor a serum to cure it, but most deaths were coming chiefly from secondary

infections, from bacteria invading the lungs after the virus had weakened their defenses. And investigators at Rockefeller and elsewhere struggled to find a way to control these bacterial infections. They made some progress.

Meanwhile the army issued orders forbidding men from crowding around stoves, and officers entered barracks and tents to enforce it. But especially for the tens of thousands who lived in tents in the record cold, it was impossible to keep men from crowding around stoves.

Of all the complications of measles, the most deadly by far was pneumonia. In the six months from September 1917 to March 1918, before the influenza epidemic struck, pneumonia struck down 30,784 soldiers on American soil. It killed 5,741 of them. Nearly all these pneumonia cases developed as complications of measles. At Camp Shelby, 46.5 percent of all deaths—*all* deaths from all diseases, all car wrecks, all work accidents, all training mishaps combined—were a result of pneumonia following measles. At Camp Bowie, 227 soldiers died from disease in November and December 1917; 212 of them died of pneumonia after measles. The average death rate from pneumonia in twenty-nine cantonments was twelve times that of civilian men of the same age.

In 1918 the Republican-controlled Senate held hearings on the Wilson administration's mistakes in mobilizing the military. Republicans had despised Wilson since 1912, when he reached the White House despite winning only 41 percent of the vote. (Former Republican president and then third-party candidate Teddy Roosevelt and incumbent Republican president William Howard Taft split the GOP vote, and Socialist Eugene Debs also won 6 percent.) Mobilization failures seemed a perfect opportunity to embarrass him. And there was personal bitterness in the attacks: Congressman Augustus Peabody Gardner, son-in-law of Senate Majority Leader Henry Cabot Lodge, had resigned from Congress and enlisted, only to die of pneumonia in camp.

Gorgas was summoned to explain the measles fiasco. His testimony and his report on the epidemic to the chief of staff made front-page news. Like his mentor Sternberg during the typhoid debacle twenty years earlier, he lacerated his War Department colleagues and superiors for rushing troops to cantonments under living conditions that failed to meet minimum public health standards, for overcrowding, for exposing recruits to measles who had no immunity, for using untrained "country boys" to care for desperately sick men in poorly equipped hospitals and sometimes without hospitals at

all. And he stated that the War Department seemed to consider the Medical Department of the army unimportant. “I was never in their confidence, no,” he said in response to one senator’s question.

He had hoped his testimony would force the army to give him more power to protect troops. Perhaps it did; the army initiated courts-martial at three cantonments. But his testimony also isolated him. He confided to his sister that, in the War Department, “All my friends seem to have deserted me and everybody is giving me a kick as I pass by.”

Meanwhile, Welch visited one of the worst-hit camps, a camp where measles itself had left but where victims with complications still lingered. He told Gorgas that the mortality rate for troops developing pneumonia after measles “is stated to be 30% but more now in hospital will die. A good statistician needed in hospital—registrar not competent.” To give the men in the hospital a better chance to survive, he continued, “Have Colonel Russell send directions for Avery’s medicine for pneumococcus type work.”

He was referring to the Rockefeller Institute’s Oswald Avery, one of the Canadians there who had been inducted into the army as only a private. Private or not, he soon would be, if he was not already, the world’s leading investigator of pneumonia. And conclusions Avery would reach would have import far—very, very far—beyond that subject. His findings would create a scientific revolution that would change the direction of all genetic research and create modern molecular biology. But that would come later.

Osler called pneumonia “the captain of the men of death.” Pneumonia was the leading cause of death around the world, greater than tuberculosis, greater than cancer, greater than heart disease, greater than plague.

And, like measles, when influenza kills, it usually kills through pneumonia.

CHAPTER TWELVE

MEDICAL DICTIONARIES define pneumonia as “an inflammation of the lungs with consolidation.” This definition omits mention of an infection, but in practice pneumonia is almost always caused by some kind of microorganism invading the lung, followed by an infusion of the body’s infection-fighting weapons. The resulting inflamed mix of cells, enzymes, cell debris, fluid, and the equivalent of scar tissue thickens and leads to the consolidation; then the lung, normally soft and spongy, becomes firm, solid, inelastic. The disease kills usually when either the consolidation becomes so widespread that the lungs cannot transfer enough oxygen into the bloodstream, or the pathogen enters the bloodstream and carries the infection throughout the body.

Pneumonia maintained its position as the leading cause of death in the United States until 1936. It and influenza are so closely linked that modern international health statistics, including those compiled by the United States Centers for Disease Control, routinely classify them as a single cause of death. Even now, early in the twenty-first century, with antibiotics, antiviral drugs, oxygen, and intensive-care units, influenza and pneumonia combined routinely rank as the fifth or sixth—it varies year to year, usually depending on the severity of the influenza season—leading cause of death in the United States and the leading cause of death from infectious disease.

Influenza causes pneumonia either directly, by a massive viral invasion of the lungs, or indirectly—and more commonly—by destroying certain parts of the body’s defenses and allowing so-called secondary invaders, bacteria, to infest the lungs virtually unopposed. There is also evidence that the influenza virus makes it easier for some bacteria to invade the lung not only by generally wiping out defense mechanisms but by specifically facilitating some bacteria’s ability to attach to lung tissue.

Although many bacteria, viruses, and fungi can invade the lung, the single most common cause of pneumonia is the pneumococcus, a bacterium that

can be either a primary or secondary invader. (It causes approximately 95 percent of lobar pneumonias, involving one or more entire lobes, although a far lesser percentage of bronchopneumonias.) George Sternberg, while working in a makeshift laboratory on an army post in 1881, first isolated this bacterium from his own saliva, inoculated rabbits with it, and learned that it killed. He did not recognize the disease as pneumonia. Neither did Pasteur, who discovered the same organism later but published first, so scientific etiquette gives him priority in the discovery. Three years later a third investigator demonstrated that this bacteria frequently colonized the lungs and caused pneumonia, hence its name.

Under the microscope the pneumococcus looks like a typical streptococcus, a medium-size elliptical or round bacterium usually linked with others in a chain, although the pneumococcus usually is linked only to one other bacterium—and is sometimes called a diplococcus—like two pearls side by side. When exposed to sunlight it dies within ninety minutes, but it survives in moist sputum in a dark room for ten days. It can be found occasionally on dust particles. In virulent form, it can be highly infectious—in fact it can itself cause epidemics.

As early as 1892 scientists tried to make a serum to treat it. They failed. In the next decades, while investigators were making enormous advances against other diseases, they made almost no progress against pneumonia. This was not through lack of trying. Whenever researchers made any progress against diphtheria, plague, typhoid, meningitis, tetanus, snake bite, and other killers, they immediately applied the same methods against pneumonia. Still nothing even hinted at success.

Investigators were working at the very outermost edge of science. Gradually they improved their ability to produce a serum that protected an animal, but not people. And they struggled to understand how this serum worked, advancing hypotheses that might eventually lead to therapies. Sir Almroth Wright, who was knighted for developing a typhoid vaccine, speculated that the immune system coated invading organisms with what he called “opsonins,” which made it far easier for white blood cells to devour the invader. His insight was correct, but he was wrong in the conclusions he drew from this insight.

Nowhere was pneumonia more severe than among workers in South Africa’s gold and diamond mines. Epidemic conditions were virtually constant and outbreaks routinely killed 40 percent of the men who got sick.

In 1914 South African mine owners asked Wright to devise a vaccine against pneumonia. He claimed success. In fact he not only failed, his vaccinations could kill. This and other errors earned Wright the mocking nickname “Sir Almost Right” from competing investigators.

But by then two German scientists had found a clue to the problem in treating or preventing pneumonia. In 1910 they distinguished between what they called “typical” pneumococci and “atypical” pneumococci. They and others tried to develop this clue.

Yet as the Great War began so little progress had been made against pneumonia that Osler himself still recommended venesection—bleeding: “We employ it nowadays much more than we did a few years ago, but more often late in the disease than early. To bleed at the very onset in robust, healthy individuals in whom the disease sets in with great intensity and high fever is, I believe, a good practice.”

Osler did not claim that bleeding cured pneumonia, only that it might relieve certain symptoms. He was wrong. The 1916 edition of his textbook also stated, “Pneumonia is a self-limited disease, which can neither be aborted nor cut short by any known means at our command.”

Americans were about to challenge that conclusion.

When Rufus Cole came to the Rockefeller Institute to head its hospital, he decided to focus most of his own energies and those of the team he put together on pneumonia. It was an obvious choice, since it was the biggest killer.

To cure or prevent pneumonia required, as with all other infectious diseases at the time, manipulating the body’s own defenses, the immune system.

In the diseases scientists could defeat, the antigen—the molecules on the surfaces of invading organisms that stimulated the immune system to respond, the target the immune response aimed at—did not change. In diphtheria the dangerous part was not even the bacteria itself but a toxin the bacteria produced.

The toxin was not alive, did not evolve, and had a fixed form, and the production of antitoxin had become routine. Horses were injected with gradually increasing doses of virulent bacteria. The bacteria made the toxin. In turn, the horse’s immune system generated antibodies that bound to and

neutralized the toxin. The horse was then bled, solids removed from the blood until only the serum remained, and this was then purified into the antitoxin that had become so common and lifesaving.

An identical process produced tetanus antitoxin, Flexner's serum against meningitis, and several other sera or antitoxins. Scientists were vaccinating the horse against a disease, then extracting the horse antibodies and injecting them into people. This borrowing of immune-system defenses from an outside source is called "passive immunity."

When vaccines are used to stimulate people's own immune systems directly, so that they develop their own defenses against bacteria or viruses, it is called "active immunity."

But in all the diseases treated successfully so far, the antigens, the target the immune system aimed at, remained constant. The target stayed still; it did not move. And so the target was easy to hit.

The pneumococcus was different. The discovery of "typical" and "atypical" pneumococci had opened a door, and investigators were now finding many types of the bacteria. Different types had different antigens. Sometimes also the same type was virulent, sometimes not, but why one killed and another caused mild or no disease was not yet a question anyone was designing experiments to answer. That lay out there for the future, a sort of undertow pulling at the data. The focus was far more immediate: finding a curative serum, a preventative vaccine, or both.

By 1912 Cole at Rockefeller had developed a serum that had measurable if not dramatic curative power against a single type of pneumococcus. He happened to read a paper by Avery on an entirely different subject—secondary infections in victims of tuberculosis. Although narrow and hardly a classic, the paper still made a deep impression on Cole. It was solid, thorough, tight, and yet was deeply analytical, showing an awareness of the potential implications of the conclusions and possible new directions for research. It also demonstrated Avery's knowledge of chemistry and ability to carry out a fully scientific laboratory investigation of illness in patients. Cole wrote Avery a note offering him a job at the institute. Avery did not reply. Cole sent a second note. Still he received no reply. Finally Cole visited Avery and raised the salary offer. Later he realized Avery rarely read his mail. It was typical of Avery; his focus was always on his experiments. Now he accepted. Soon after the Great War

started, but before America's entry into it, Avery also began working on pneumonia.

Pneumonia was Cole's passion. For Avery it would become an obsession.

Oswald Avery was a short thin fragile man, a tiny man really who weighed at most 110 pounds. With his large head and intense eyes, he looked like someone who would have been laughed at as an "egghead," if that word had been in use then, and bullied in a schoolyard as a boy. If that was the case, it appeared to have left no scars; he seemed friendly, cheerful, even outgoing.

Born in Montreal, he grew up in New York City the son of a Baptist minister who preached at a church in the city. He had a good many talents. At Colgate University he tied for first prize in an oratory contest with classmate Harry Emerson Fosdick, who became among the most prominent preachers of the early twentieth century (Fosdick's brother Raymond ultimately headed the Rockefeller Foundation; John Rockefeller Sr. built Riverside Church for Harry). Avery also played cornet well enough to have performed in concert with the National Conservatory of Music—a concert conducted by Antonin Dvořák—and he often drew ink caricatures and painted landscapes.

Yet for all his outward friendliness and sociability, Avery spoke himself of what he called "the true inwardness of research."

René Dubos, an Avery protégé, recalled, "To a few of us who saw him in every day life, however, there was often revealed another aspect of his personality,...a more haunting quality,...a melancholy figure whistling gently to himself the lonely tune of the shepherd song in *Tristan and Isolde*. An acute need for privacy, even if it had to be bought at the cost of loneliness, conditioned much of Avery's behavior."

If the phone rang Avery would talk animatedly, as if happy to hear from the caller, but when he hung up, Dubos recalled, "It was as if a mask dropped, his smile replaced with a tired and almost tortured expression, the telephone pushed away on the desk as a symbol of protest against the encroaching world."

Like Welch, he never married, nor was he known to have had an emotional or intimate relationship with anyone of either sex. Like Welch, he

could be charming and the center of attention; he did comic impersonations so well that one colleague called him “a natural born comedian.” Yet he resented any kind of intrusion upon himself, resented even attempts by others to entertain him.

Everything else about him was the opposite of Welch. Welch read widely, had curiosity about everything, traveled throughout Europe, China, and Japan, and seemed to embrace the universe. Welch often sought relaxation in elaborate dinners and almost daily retreated to his club. And Welch as a very young man was recognized as marked for great things.

Avery was none of those things. He was certainly not considered a brilliant young investigator. When Cole hired him, he was almost forty years old. By forty Welch was moving in the highest circles of science internationally. By forty those of Avery’s contemporaries who would leave any significant scientific legacy had already made names for themselves. Yet Avery, like much younger investigators at Rockefeller, was essentially on probation and had made no particular mark. Indeed, he had made no mark—but not from want of ambition, nor from lack of work.

While Welch constantly socialized and traveled, Avery had almost no personal life. He fled from one. He almost never entertained and rarely went out to dinner. Although he was close to and felt responsible for his younger brother and an orphaned cousin, his life, his world, was his research. All else was extraneous. Once the editor of a scientific journal asked him to write a memorial piece about Nobel laureate Karl Landsteiner, with whom he had worked closely at Rockefeller. In it Avery said nothing whatsoever about Landsteiner’s personal life. The editor asked him to insert some personal details. Avery refused, stating that personal information would help the reader understand nothing that mattered, neither Landsteiner’s achievements nor his thought processes.

(Landsteiner likely would have approved Avery’s treatment. When he was notified he’d won the Nobel Prize, he continued working in his laboratory all day, got home so late that his wife was asleep, and did not wake her to give her the news.)

The research mattered, Avery was saying, not the life. And the life of research, like that of any art, lay within. As Einstein once said, “One of the strongest motives that lead persons to art or science is a flight from the everyday life.... With this negative motive goes a positive one. Man seeks to form for himself, in whatever manner is suitable for him, a simplified and

lucid image of the world, and so to overcome the world of experience by striving to replace it to some extent by this image. This is what the painter does, and the poet, the speculative philosopher, the natural scientist, each in his own way. Into this image and its formation, he places the center of gravity of his emotional life, in order to attain the peace and serenity that he cannot find within the narrow confines of swirling personal experience.”

With the possible exception of his love for music, Avery seemed to have no existence outside the laboratory. For years he shared the same apartment with Alphonse Dochez, another bachelor scientist who worked closely with him at Rockefeller, and a shifting cast of more temporary scientist-roommates who left when they got married or changed jobs. Avery’s roommates lived normal lives, going out, going away for a weekend. When they came home, there would be Avery, ready to begin a lengthy conversation that lasted deep into the night about an experimental problem or result.

But if Avery had little personal life, he did have ambition. His desire to make a mark after so long in the wilderness led him to publish two papers soon after he arrived at Rockefeller. In the first, based on only a few experiments, he and Dochez formulated “a sweeping metabolic theory of virulence and immunity.” In the second, Avery again reached well beyond his experimental evidence for a conclusion.

Both were quickly proved wrong. Humiliated, he was determined never to suffer such embarrassment again. He became extraordinarily careful, extraordinarily cautious and conservative, in anything he published or even said outside his own laboratory. He did not stop speculating—privately—about the boldest and most far-reaching interpretations of an experiment, but from then on he published only the most rigorously tested and conservative conclusions. From then on, Avery would only—in public—inch his way forward. An inch at a time, he would ultimately cover an enormous and startling distance.

When one inches along progress comes slowly, but it can still be decisive. Cole and Avery worked together precisely the way Cole had hoped for when he organized the Rockefeller hospital. More importantly, the work produced results.

In the laboratory Avery and Dochez took the lead. They worked in simple laboratories with simple equipment. Each room had a single deep porcelain sink and several worktables, each with a gas outlet for a Bunsen burner and drawers underneath. The tabletop space was filled with racks of test tubes, simple mason jars, petri dishes—droppers for various dyes and chemicals, and tin cans holding pipettes and platinum loops. On the same tabletop investigators performed nearly all their work: inoculating, bleeding, and dissecting animals. Also on the tabletop was a cage for the occasional animal kept as a pet. In the middle of the room were incubators, vacuum pumps, and centrifuges.

First they replicated earlier experiments, partly to familiarize themselves with techniques. They exposed rabbits and mice to gradually increasing dosages of pneumococci. Soon the animals developed antibodies to the bacteria. They drew blood from them, allowed solids to settle out, siphoned off the serum, added chemicals to precipitate remaining solids, then purified the serum by passing it through several filters. Others had done the equivalent. They succeeded in curing mice with the serum. Others had done that, too. But the mice were not people.

In a way, they weren't really mice either. Scientists had to keep as many factors constant as possible, limit variables, to make it easier to understand precisely what caused an experimental result. So mice were inbred until all mice in a given strain had virtually identical genes, except for sex differences. (Male mice were and are generally not used in experiments because they sometimes attack each other; the death or injury of a single mouse for any reason can distort experimental results and ruin weeks of work.) These mice were fully alive but also model systems, with as much of the complexity, diversity, and spontaneity of life eliminated as possible; they were bred to be as close to a test tube as a living thing can be.*

But if scientists were curing mice, no one anywhere had made any progress in curing people. Experiment after experiment had failed. Elsewhere other investigators trying similar approaches quit, convinced by their failures that their theories were wrong or that their techniques were not good enough to yield results—or they simply grew impatient and moved on to easier problems.

Avery did not move on. He saw snatches of evidence suggesting he was right. He persisted, experimenting repeatedly, trying to learn from each failure. He and Dochez grew hundreds of cultures of pneumococci,

changing the strains, learning more and more about its metabolism, changing the composition of the media in which the bacteria grew. (Soon Avery became one of the best in the world at figuring out what medium would most effectively grow different bacteria.) His background in both chemistry and immunology began paying off, and they used every piece of information as a wedge, pounding it into the problem, cracking or prying open other secrets, improving techniques, and, finally, gradually inching past the work that others had done.

They and others identified three fairly uniform and common strains of pneumococci, which they called simply Type I, Type II, and Type III. Other pneumococci were designated as Type IV, a catchall for dozens of other strains (ninety have been identified) that appeared less often. The first three types gave them a far more specific target for an antiserum, which they made. When they exposed different cultures of pneumococci to the serum they discovered that the antibodies in the serum would bind only to its matching culture and not to any other. The binding was even visible in a test tube without a microscope; the bacteria and antibodies clumped together. The process was called “agglutination” and was a test for specificity.

But many things that work in vitro, in the narrow universe of a test tube, fail in vivo, in the nearly infinite complexity of life. Now they went through the cycle of testing in rabbits and mice again, testing different strains of the bacteria in animals for killing potential, testing how well they generated antibodies, how well the antibodies bound to them. They tried injecting massive dosages of killed bacteria, thinking it might spark a large immune response, then using the serum generated by that technique. They tried mixing small doses of living bacteria and massive doses of dead ones. They tried live bacteria. In mice they ultimately achieved spectacular cure rates.

At the same time, Avery’s understanding of the bacteria deepened. It deepened enough that he forced scientists to change their thinking about the immune system.

One of the most puzzling aspects of pneumococci was that some were virulent and lethal, some were not. Avery thought he had a clue to the answer to this question. He and Dochez focused on the fact that some pneumococci—but only some—were surrounded by a capsule made of polysaccharides, a sugar, like the hard shell of sugar surrounding the soft insides of M&M candy. Avery’s very first paper on the pneumococcus, in 1917, dealt with these “specific soluble substances.” He would pursue this

subject for more than a quarter of a century. As he tried to unravel this puzzle, he began calling the pneumococcus, this killing bacterium, the “sugar-coated microbe.” His pursuit would yield a momentous discovery and a deep understanding of life itself.

Meanwhile, with the rest of the Western world already at war, Cole, Avery, Dochez, and their colleagues were ready to test their immune serum in people.

CHAPTER THIRTEEN

EVEN WHEN COLE first tried the new serum on patients it showed promise. He and Avery immediately devoted themselves to refining their procedures in the laboratory, in the methods of infecting horses and producing serum, in the way they administered it. Finally they began a careful series of trials with a finished product. They found that giving large dosages of serum—half a liter—intravenously cut the death rate of Type I pneumonias by more than half, from 23 percent to 10 percent.

It was not a cure. Pneumonias caused by other types of pneumococci did not yield so easily. And, as Avery and Cole stated, “Protection in man is inferior to protection in mice.”

But of all pneumonias, those caused by Type I pneumococci were the single most common. Cutting the death rate by more than half in the single most common pneumonia was progress, real progress, enough progress that in 1917 the institute published a ninety-page monograph by Cole, Avery, Dochez, and Henry Chickering, another young Rockefeller scientist, entitled “Acute Lobar Pneumonia Prevention and Serum Treatment.”

It was a landmark work, for the first time explaining step-by-step a way to prepare and use a serum that could cure pneumonia. And it very much anticipated outbreaks of the disease in army cantonments, noting, “Pneumonia bids fair in the present war to lead all diseases as a cause of death.”

In October 1917, Gorgas told army hospital commanders that, “in view of the probability that pneumonia will be one of the most important diseases amongst the troops,” they must send even more doctors to the Rockefeller Institute to learn how to prepare and administer this serum. Avery, still a private, was already diverting time from his research to teach bacteriology to officers who would be working in cantonments. Now he and his colleagues also taught this serum therapy. His students, rather than call him “Private,” addressed him respectfully as “Professor”—a nickname already occasionally given him. His colleagues shortened it to “Fess,” which stuck with him for the rest of his life.

Simultaneously Cole, Avery, and Dochez were developing a vaccine to prevent pneumonia caused by Types I, II, and III pneumococci. After proving it worked in animals, they and six other Rockefeller researchers turned themselves into guinea pigs, testing its safety in humans by giving each other massive doses. All of them had negative reactions to the vaccine itself; three had severe reactions. They decided that the vaccine was too dangerous to administer in those dosages but planned another experiment with lower doses administered once a week for four weeks, which gave recipients time to gradually build up immunity.

This vaccine came too late for any large-scale impact on the measles epidemic, but at Camp Gordon outside Atlanta, a vaccine against the strain of pneumococcus causing most of the pneumonias there was tested on one hundred men with measles, with fifty men vaccinated and fifty used as controls. Only two of those vaccinated developed this pneumonia, compared to fourteen unvaccinated men.

Meanwhile, Cole wrote Colonel Frederick Russell, who during his own scientific career in the army had significantly improved typhoid vaccine, about “the progress we have already made in the matter of prophylactic vaccination against pneumonia.” But, Cole added, “The manufacture of large amounts of vaccine will be a big matter, much more difficult than the manufacture of typhoid vaccine.... I have been getting an organization together so that the large amounts of media necessary could be prepared, and so the vaccine could be made on a large scale.”

Cole’s organization was ready for a large test in March 1918, just as influenza was first surfacing among soldiers in Kansas. The vaccine was given to twelve thousand troops at Camp Upton on Long Island—that used up all the vaccine available—while nineteen thousand troops served as controls, receiving no vaccine. Over the next three months, not a single vaccinated soldier developed pneumonia caused by any of the types of pneumococci vaccinated against. The controls suffered 101 cases. This result was not absolutely conclusive. But it was more than suggestive. And it was a far better result than was being achieved anywhere else in the world. The Pasteur Institute was also testing a pneumonia vaccine, but without success.

If Avery and Cole could develop a serum or vaccine with real effectiveness against the captain of death...If they could do that, it would be the greatest triumph medical science had yet known.

Both the prospect of finally being able to defeat pneumonia and its appearance in the army camps only intensified Gorgas's determination to find a way to limit its killing. He asked Welch to create and chair a special board on the disease. Gorgas wanted the board run, literally, out of his own office; Welch's desk was in Gorgas's personal office.

Welch demurred and called Flexner. Both men agreed that the best man in the country, and probably in the world, to chair the board was Rufus Cole. The next day Flexner and Cole got on a train to Washington to meet Gorgas and Welch at the Cosmos Club. There they picked the members of the pneumonia board, a board to be supported by all the knowledge and resources of Gorgas, Welch, Flexner, and the institutions they represented.

They chose well. Each person selected would later be elected to membership in the National Academy of Sciences, arguably the most exclusive scientific organization in the world.

Avery would of course lead the actual laboratory investigations and stay in New York. Most of the others would work in the field. Lieutenant Thomas Rivers, a Hopkins graduate and Welch protégé, would become one of the world's leading virologists and succeed Cole as head of the Rockefeller Institute Hospital. Lieutenant Francis Blake, another Rockefeller researcher, would become dean of the Yale Medical School. Captain Eugene Opie, regarded as one of the most brilliant of Welch's pathology students, was already dean of the Washington University Medical School when he joined the army. Collaborating with them, although not actual board members, were future Nobel laureates Karl Landsteiner at Rockefeller and George Whipple at the Hopkins. Years later another Rockefeller scientist recalled, "It was really a privilege to be on the pneumonia team."

On a routine basis—if such urgency could be routine—Cole traveled to Washington to discuss the latest findings with Welch and senior army medical officers in Gorgas's office. Cole, Welch, Victor Vaughan, and Russell had also been conducting a series of the most rigorous inspection tours of cantonments, checking on everything from the quality of the camp's surgeons, bacteriologists, and epidemiologists right down to the way camp kitchens washed dishes. Any recommendations they made were immediately ordered to be carried out. But they did not simply dictate;

many of the camp hospitals and laboratories were run by men they respected, and they listened to ideas as well.

Late that spring, Cole reported to the American Medical Association one of his conclusions about measles: that it “seems to render the respiratory mucous membrane especially susceptible to secondary infection.” He also believed that these secondary infections, like measles itself, “occur chiefly in epidemic form.... Every new case of the infection adds not only to the extent but also to the intensity of the epidemic.”

On June 4, 1918, Cole, Welch, and several other members of the pneumonia board appeared in Gorgas’s office once more, this time with Hermann Biggs, New York State health commissioner; Milton Rosenau, a prominent Harvard scientist who was then a navy lieutenant commander; and L. Emmett Holt, one of those instrumental in the founding of the Rockefeller Institute. This time the discussion was wide-ranging, focusing on how to minimize the possibility of something worse than the measles epidemic. They were all worried about Gorgas’s nightmare.

They were not particularly worried about influenza, although they were tracking outbreaks of the disease. For the moment those outbreaks were mild, not nearly as dangerous as the measles epidemic had been. They well knew that when influenza kills, it kills through pneumonia, but Gorgas had already asked the Rockefeller Institute to gear up its production and study of pneumonia serum and vaccine, and both the institute and the Army Medical School had launched major efforts to do so.

Then the conversation turned from the laboratory to epidemiological issues. The inspection tours of the camps had convinced Welch, Cole, Vaughan, and Russell that cross-infections had caused many of the measles-related pneumonia deaths. To prevent such a problem from recurring, Cole suggested creating contagious-disease wards with specially trained staffs, something the best civilian hospitals had. Welch pointed out that the British had isolation hospitals with entirely separate organizations and rigid discipline. Another possible solution to cross-infection involved using cubicles in hospitals—creating a warren of partitions around hospital beds.

They also discussed overcrowding in hospitals and isolation of troops. Since 1916 the Canadian army had segregated all troops arriving in Britain for twenty-eight days, to prevent their infecting any trained troops ready to go to the front. Welch advised establishing similar “detention camps for new recruits where men are kept for 10–14 days.”

They all recognized the difficulty of convincing the army to do this, or of convincing the army to end the even more serious problem of overcrowding in barracks.

Still, another army medical officer injected one piece of good news. He said that the problem of overcrowding in the hospitals themselves had been eliminated. Every hospital in the army had at least one hundred empty beds as of May 15, with a total of twenty-three thousand beds empty. Every single epidemiological statistic the army collected showed improved overall health. He insisted that facilities and training were adequate.

Time would tell.

Man might be defined as “modern” largely to the extent that he attempts to control, as opposed to adjust himself to, nature. In this relationship with nature, modern humanity has generally been the aggressor and a daring one at that, altering the flow of rivers, building upon geological faults, and, today, even engineering the genes of existing species. Nature has generally been languid in its response, although contentious once aroused and occasionally displaying a flair for violence.

By 1918 humankind was fully modern, and fully scientific, but too busy fighting itself to aggress against nature. Nature, however, chooses its own moments. It chose this moment to aggress against man, and it did not do so prodding languidly. For the first time, modern humanity, a humanity practicing the modern scientific method, would confront nature in its fullest rage.

Part IV

IT BEGINS

CHAPTER FOURTEEN

IT IS IMPOSSIBLE to prove that someone from Haskell County, Kansas, carried the influenza virus to Camp Funston. But the circumstantial evidence is strong. In the last week of February 1918, Dean Nilson, Ernest Elliot, John Bottom, and probably several others unnamed by the local paper traveled from Haskell, where “severe influenza” was raging, to Funston. They probably arrived between February 28 and March 2, and the camp hospital first began receiving soldiers with influenza on March 4. This timing precisely fits the incubation period of influenza. Within three weeks eleven hundred troops at Funston were sick enough to require hospitalization.

Only a trickle of people moved back and forth between Haskell and Funston, but a river of soldiers moved between Funston, other army bases, and France. Two weeks after the first case at Funston, on March 18, influenza surfaced at both Camps Forrest and Greenleaf in Georgia; 10 percent of the forces at both camps would report sick. Then, like falling dominoes, other camps erupted with influenza. In total, twenty-four of the thirty-six largest army camps experienced an influenza outbreak that spring. Thirty of the fifty largest cities in the country, most of them adjacent to military facilities, also suffered an April spike in “excess mortality” from influenza, although that did not become clear except in hindsight.

At first it seemed like nothing to worry about, nothing like the measles outbreak with its pneumonic complications. Only in Haskell had influenza been severe. The only thing at all worrisome was that the disease was moving.

As Macfarlane Burnet later said, “It is convenient to follow the story of influenza at this period mainly in regard to the army experiences in America and Europe.”

After the pandemic, outstanding epidemiologists searched military and civilian health records in the United States for any signs of uncommon

influenza activity prior to the Funston outbreak. They found none. (The warning published about Haskell misstated the date, incorrectly putting it after Funston.) In France there had been some localized flare-ups of influenza during the winter, but they did not seem to spread and behaved like endemic, not epidemic, disease.

The first unusual outbreaks in Europe occurred in Brest in early April, where American troops disembarked. In Brest itself a French naval command was suddenly crippled. And from Brest the disease did spread, and quickly, in concentric circles.

Still, although many got sick, these outbreaks were, like those in the United States, generally mild. Troops were temporarily debilitated, then recovered. For example, an epidemic erupted near Chaumont involving U.S. troops and civilians: of 172 marines guarding headquarters there, most fell ill and fifty-four required hospitalization—but all of them recovered.

The first appearance in the French army came April 10. Influenza struck Paris in late April, and at about the same time the disease reached Italy. In the British army the first cases occurred in mid-April, then the disease exploded. In May the British First Army alone suffered 36,473 hospital admissions and tens of thousands of less serious cases. In the Second Army, a British report noted, “At the end of May it appeared with great violence.... The numbers affected were very great.... A brigade of artillery had one-third of its strength taken ill within forty-eight hours, and in the brigade ammunition column only fifteen men were available for duty one day out of a strength of 145.” The British Third Army suffered equally. In June troops returning from the Continent introduced the disease into England.

But again the complications were few and nearly all the troops recovered. The only serious concern—and it was serious indeed—was that the disease would undermine the troops’ ability to fight.

That seemed the case in the German army. German troops in the field suffered sharp outbreaks beginning in late April. By then German commander Erich von Ludendorff had also begun his last great offensive—Germany’s last real chance to win the war.

The German offensive made great initial gains. From near the front lines Harvey Cushing, Halsted’s protégé, recorded the German advance in his diary: “They have broken clean through....” “The general situation is far from reassuring.... 11 P.M. The flow of men from the retreating Front keeps

up.” “Haig’s most disquieting Order to the Army...ends as follows: ‘With our backs to the wall, and believing in the justice of our cause, each one of us must fight to the end. The safety of our homes and the freedom of mankind depend alike upon the conduct of every one of us at this moment.’”

But then Cushing noted, “The expected third phase of the great German offensive gets put off from day to day.” “When the next offensive will come off no one knows. It probably won’t be long postponed. I gather that the epidemic of grippe which hit us rather hard in Flanders also hit the Boche worse, and this may have caused the delay.”

Ludendorff himself blamed influenza for the loss of initiative and the ultimate failure of the offensive: “It was a grievous business having to listen every morning to the chiefs of staff’s recital of the number of influenza cases, and their complaints about the weakness of their troops.”

Influenza may have crippled his attack, stripped his forces of fighting men. Or Ludendorff may have simply seized upon it as an excuse. British, French, and American troops were all suffering from the disease themselves, and Ludendorff was not one to accept blame when he could place it elsewhere.

In the meantime, in Spain the virus picked up its name.

Spain actually had few cases before May, but the country was neutral during the war. That meant the government did not censor the press, and unlike French, German, and British newspapers—which printed nothing negative, nothing that might hurt morale—Spanish papers were filled with reports of the disease, especially when King Alphonse XIII fell seriously ill.

The disease soon became known as “Spanish influenza” or “Spanish flu,” very likely because only Spanish newspapers were publishing accounts of the spread of the disease that were picked up in other countries.

It struck Portugal, then Greece. In June and July, death rates across England, Scotland, and Wales surged. In June, Germany suffered initial sporadic outbreaks, and then a full-fledged epidemic swept across all the country. Denmark and Norway began suffering in July, Holland and Sweden in August.

The earliest cases in Bombay erupted on a transport soon after its arrival May 29. First seven police sepoy who worked the docks were admitted to

the police hospital; then men who worked at the government dockyard succumbed; the next day employees of the Bombay port fell ill, and two days later men who worked at a location that “abuts on the harbor between the government dockyard and Ballard Estate of the Port Trust.” From there the disease spread along railroad lines, reaching Calcutta, Madras, and Rangoon after Bombay, while another transport brought it to Karachi.

Influenza reached Shanghai toward the end of May. Said one observer, “It swept over the whole country like a tidal wave.” A reported half of Chungking lay ill. It jumped to New Zealand and then Australia in September; in Sydney it sickened 30 percent of the population.

But if it was spreading explosively, it continued to bear little resemblance to the violent disease that had killed in Haskell. Of 613 American troops admitted to the hospital during one outbreak in France, only one man died. In the French army, fewer than one hundred deaths resulted from forty thousand hospital admissions. In the British fleet, 10,313 sailors fell ill, temporarily crippling naval operations, but only four sailors died. Troops called it “three-day fever.” In Algeria, Egypt, Tunisia, China, and India it was “everywhere of a mild form.”

In fact, its mildness made some physicians wonder if this disease actually was influenza. One British army report noted that the symptoms “resembled influenza” but “its short duration and absence of complications” created doubt that it was influenza. Several different Italian doctors took a stronger position, arguing in separate medical journal articles that this “febrile disease now widely prevalent in Italy [is] not influenza.” Three British doctors writing in the journal *The Lancet* agreed; they concluded that the epidemic could not actually be influenza, because the symptoms, though similar to those of influenza, were too mild, “of very short duration and so far absent of relapses or complications.”

That issue of *The Lancet* was dated July 13, 1918.

In March and April in the United States, when the disease began jumping from army camp to army camp and occasionally spreading to adjacent cities, Gorgas, Welch, Vaughan, and Cole showed little concern about it, nor did Avery commence any laboratory investigation. Measles was still lingering, and had caused many more deaths.

But as influenza surged across Europe, they began to attend to it. Despite the articles in medical journals about its generally benign nature, they had heard of some worrisome exceptions, some hints that perhaps this disease wasn't always so benign after all, that when the disease did strike hard, it was unusually violent—more violent than measles.

One army report noted “fulminating pneumonia, with wet hemorrhagic lungs”—i.e., a rapidly escalating infection and lungs choked with blood—“fatal in from 24 to 48 hours.” Such a quick death from pneumonia is extraordinary. And an autopsy of a Chicago civilian victim revealed lungs with similar symptoms, symptoms unusual enough to prompt the pathologist who performed the autopsy to send tissue samples to Dr. Ludwig Hektoen, a highly respected scientist who knew Welch, Flexner, and Gorgas well and who headed the John McCormick Memorial Institute for Infectious Diseases. The pathologist asked Hektoen “to look at it as a new disease.”

And in Louisville, Kentucky, a disturbing anomaly appeared in the influenza statistics. There deaths were not so few, and—more surprisingly—40 percent of those who died were aged twenty to thirty-five, a statistically extraordinary occurrence.

In France in late May, at one small station of 1,018 French army recruits, 688 men were ill enough to be hospitalized and forty-nine died. When 5 percent of an entire population—especially of healthy young adults—dies in a few weeks, that is frightening.

By mid-June, Welch, Cole, Gorgas, and others were trying to gather as much information as possible about the progression of influenza in Europe. Cole could get nothing from official channels but did learn enough from such people as Hans Zinsser, a former (and future) Rockefeller investigator in the army in France, to become concerned. In July, Cole asked Richard Pearce, a scientist at the National Research Council who was coordinating war-related medical research, to make “accurate information concerning the influenza prevailing in Europe” a priority, adding, “I have inquired several times in Washington at the Surgeon General’s office”—referring to civilian Surgeon General Rupert Blue, head of the U.S. Public Health Service, not Gorgas—“but no one seems to have any definite information in regard to the matter.” A few days later Cole showed more concern when he advised Pearce to put more resources into related research.

In response Pearce contacted several individual laboratory scientists, such as Paul Lewis in Philadelphia, as well as clinicians, pathologists, and epidemiologists, asking if they could begin new investigations. He would act as a clearinghouse for their findings.

Between June 1 and August 1, 200,825 British soldiers in France, out of two million, were hit hard enough that they could not report for duty even in the midst of desperate combat. Then the disease was gone. On August 10, the British command declared the epidemic over. In Britain itself on August 20, a medical journal stated that the influenza epidemic “has completely disappeared.”

The *Weekly Bulletin* of the Medical Service of the American Expeditionary Force in France was less willing than the British to write off the influenza epidemic entirely. It did say in late July, “The epidemic is about at an end...and has been throughout of a benign type, though causing considerable noneffectiveness.”

But it went on to note, “Many cases have been mistaken for meningitis.... Pneumonias have been more common sequelae in July than in April.”

In the United States, influenza had neither swept through the country, as it had in Western Europe and parts of the Orient, nor had it completely died out.

Individual members of the army’s pneumonia commission had dispersed to perform studies in several locations, and they still saw signs of it. At Fort Riley, which included Camp Funston, Captain Francis Blake, was trying to culture bacteria from the throats of both normal and sick troops. It was desultory work, far less exciting than what he was accustomed to, and he hated Kansas. He complained to his wife, “No letter from my beloved for two days, no cool days, no cool nights, no drinks, no movies, no dances, no club, no pretty women, no shower bath, no poker, no people, no fun, no joy, no nothing save heat and blistering sun and scorching winds and sweat and dust and thirst and long and stifling nights and working all hours and lonesomeness and general hell—that’s Fort Riley Kansas.” A few weeks later, he said it was so hot they kept their cultures of bacteria in an incubator so the heat wouldn’t kill them. “Imagine going into an incubator to get cool,” he wrote.

He also wrote, “Have been busy on the ward all day—some interesting cases.... But most of it influenza at present.”

Influenza was about to become interesting.

For the virus had not disappeared. It had only gone underground, like a forest fire left burning in the roots, swarming and mutating, adapting, honing itself, watching and waiting, waiting to burst into flame.

CHAPTER FIFTEEN

THE 1918 INFLUENZA PANDEMIC, like many other influenza pandemics, came in waves. The first spring wave killed few, but the second wave would be lethal. Three hypotheses can explain this phenomenon.

One is that the mild and deadly diseases were caused by two entirely different viruses. This is highly unlikely. Many victims of the first wave demonstrated significant resistance to the second wave, which provides strong evidence that the deadly virus was a variant of the mild one.

The second possibility is that a mild virus caused the spring epidemic, and that in Europe it encountered a second influenza virus. The two viruses infected the same cells, “reassorted” their genes, and created a new and lethal virus. This could have occurred and might also explain the partial immunity some victims of the first wave acquired, but at least some scientific evidence directly contradicts this hypothesis, and most influenza experts today do not believe this happened.

The third explanation involves the adaptation of the virus to man.

In 1872 the French scientist C. J. Davaine was examining a specimen of blood swarming with anthrax. To determine the lethal dose he measured out various amounts of this blood and injected it into rabbits. He found it required ten drops to kill a rabbit within forty hours. He drew blood from this rabbit and infected a second rabbit, which also died. He repeated the process, infecting a third rabbit with blood from the second, and so on, passing the infection through five rabbits.

Each time he determined the minimum amount of blood necessary to kill. He discovered that the bacteria increased in virulence each time, and after going through five rabbits a lethal dose fell from 10 drops of blood to 1/100 of a drop. At the fifteenth passage, the lethal dose fell to 1/40,000 of a drop of blood. After twenty-five passages, the bacteria in the blood had become so virulent that less than 1/1,000,000 of a drop killed.

This virulence disappeared when the culture was stored. It was also specific to a species. Rats and birds survived large doses of the same blood that killed rabbits in infinitesimal amounts.

Davaine's series of experiments marked the first demonstration of a phenomenon that became known as "passage." This phenomenon reflects an organism's ability to adapt to its environment. When an organism of weak pathogenicity passes from living animal to living animal, it reproduces more proficiently, growing and spreading more efficiently. This often increases virulence.

In other words, it becomes a better and more efficient killer.

Changing the environment even in a test tube can have the same effect. As one investigator noted, a strain of bacteria he was working with turned deadly when the medium used to grow the organism changed from beef broth to veal broth.

But the phenomenon is complex. The increase in killing efficiency does not continue indefinitely. If a pathogen kills too efficiently, it will run out of hosts and destroy itself. Eventually its virulence stabilizes and even recedes. Especially when jumping species, it can become less dangerous instead of more dangerous. This happens with the Ebola virus, which does not normally infect humans. Initially Ebola has extremely high mortality rates, but after it goes through several generations of human passages, it becomes far milder and not particularly threatening.

So passage can also weaken a pathogen. When Pasteur was trying to weaken or, to use his word, "attenuate" the pathogen of swine erysipelas, he succeeded only by passing it through rabbits. As the bacteria adapted to rabbits, it lost some of its ability to grow in swine. He then inoculated pigs with the rabbit-bred bacteria, and their immune systems easily destroyed it. Since the antigens on the weak strain were the same as those on normal strains, the pigs' immune systems learned to recognize—and destroy—normal strains as well. They became immune to the disease. By 1894, veterinarians used Pasteur's vaccine to protect 100,000 pigs in France; in Hungary over 1 million pigs were vaccinated.

The influenza virus is no different in its behavior from any other pathogen, and it faces the same evolutionary pressures. When the 1918 virus jumped from animals to people and began to spread, it may have suffered a shock of its own as it adapted to a new species. Although it always retained hints of virulence, this shock may well have weakened it,

making it relatively mild; then, as it became better and better at infecting its new host, it turned lethal.

Macfarlane Burnet won his Nobel Prize for work on the immune system, but he spent the bulk of his career investigating influenza, including its epidemiological history. He noted an occasion when passage turned a harmless influenza virus into a lethal one. A ship carrying people sick with influenza visited an isolated settlement in east Greenland. Two months after the ship's departure, a severe influenza epidemic erupted, with a 10 percent mortality rate; 10 percent of those with the disease died. Burnet was "reasonably certain that the epidemic was primarily virus influenza" and concluded that the virus passed through several generations—he estimated fifteen or twenty human passages—in mild form before it adapted to the new population and became virulent and lethal.

In his study of the 1918 pandemic, Burnet concluded that by late April 1918 "the essential character of the new strain seems to have been established." He continued, "We must suppose that the ancestral virus responsible for the spring epidemics in the United States passaged and mutated.... The process continued in France."

Lethality lay within the genetic possibilities of this virus; this particular mutant swarm always had the potential to be more pestilential than other influenza viruses. Passage was sharpening its ferocity. As it smoldered in the roots, adapting itself, becoming increasingly efficient at reproducing itself in humans, passage was forging a killing inferno.

On June 30, 1918, the British freighter *City of Exeter* docked at Philadelphia after a brief hold at a maritime quarantine station. She was laced with deadly disease, but Rupert Blue, the civilian surgeon general and head of the U.S. Public Health Service, had issued no instructions to the maritime service to hold influenza-ridden ships. So she was released.

Nonetheless, the condition of the crew was so frightening that the British consul had arranged in advance for the ship to be met at a wharf empty of anything except ambulances whose drivers wore surgical masks. Dozens of crew members "in a desperate condition" were taken immediately to Pennsylvania Hospital where, as a precaution against infectious disease, a ward was sealed off for them. Dr. Alfred Stengel, who had initially lost a competition for a prestigious professorship at the

University of Pennsylvania to Simon Flexner but who did get it when Flexner left, had gone on to become president of the American College of Physicians. An expert on infectious diseases, he personally oversaw the sailors' care. Despite Stengel's old rivalry with Flexner, he even called in Flexner's protégé Paul Lewis for advice. Nonetheless, one after another, more crew members died.

They seemed to die of pneumonia, but it was a pneumonia accompanied, according to a Penn medical student, by strange symptoms, including bleeding from the nose. A report noted, "The opinion was reached that they had influenza."

In 1918 all infectious disease was frightening. Americans had already learned that "Spanish influenza" was serious enough that it had slowed the German offensive. Rumors now unsettled the city that these deaths too came from Spanish influenza. Those in control of the war's propaganda machine wanted nothing printed that could hurt morale. Two physicians stated flatly to newspapers that the men had not died of influenza. They were lying.

The disease did not spread. The brief quarantine had held the ship long enough that the crew members were no longer contagious when the ship docked. This particular virulent virus, finding no fresh fuel, had burned itself out. The city had dodged a bullet.

By now the virus had undergone numerous passages through humans. Even while medical journals were commenting on the mild nature of the disease, all over the world hints of a malevolent outbreak were appearing.

In London the week of July 8, 287 people died of influenzal pneumonia, and 126 died in Birmingham. A physician who performed several autopsies noted, "The lung lesions, complex or variable, struck one as being quite different in character to anything one had met with at all commonly in the thousands of autopsies one has performed during the last twenty years. It was not like the common broncho-pneumonia of ordinary years."

The U.S. Public Health Service's weekly *Public Health Reports* finally took notice, at last deeming the disease serious enough to warn the country's public health officials that "an outbreak of epidemic influenza... has been reported at Birmingham, England. The disease is stated to be spreading rapidly and to be present in other locations." And it warned of "fatal cases."

Earlier some physicians had insisted that the disease was not influenza because it was too mild. Now others also began to doubt that this disease was influenza—but this time because it seemed too deadly. Lack of oxygen was sometimes so severe that victims were becoming cyanotic—part or all of their bodies were turning blue, occasionally a very dark blue.

On August 3 a U.S. Navy intelligence officer received a telegram that he quickly stamped SECRET and CONFIDENTIAL. Noting that his source was “reliable,” he reported, “I am confidentially advised...that the disease now epidemic throughout Switzerland is what is commonly known as the black plague, although it is designated as Spanish sickness and grip.”

Photographic Insert



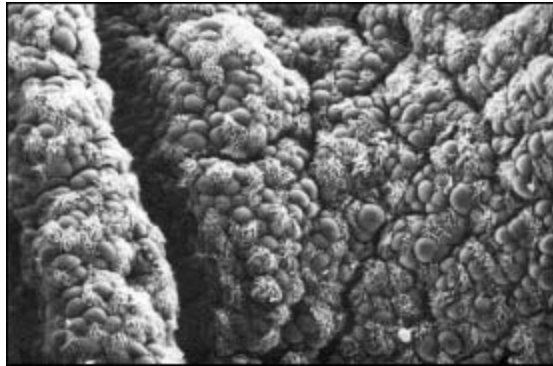
1. William Henry Welch, the single most powerful individual in the history of American medicine and one of the most knowledgeable. A wary colleague said he could “transform men’s lives almost with the flick of a wrist.” When Welch first observed autopsies of influenza victims, he worried, “This must be some new kind of infection or plague.”



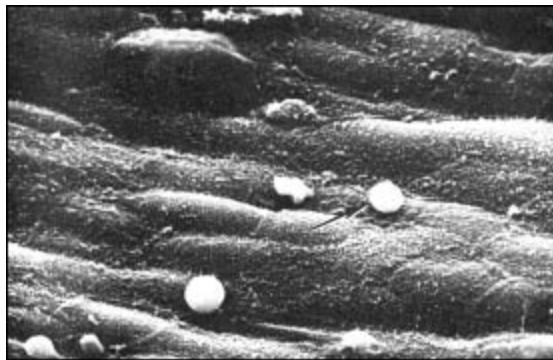
2. Welch and John D. Rockefeller Jr. (on the right) together created the Rockefeller Institute for Medical Research (now Rockefeller University), arguably the best scientific research institution in the world. Simon Flexner (on the left), a Welch protégé, was the institute's first head; he once said that no one could run an institution unless he had the capacity to be cruel.



3. Flexner brought the mortality rate for the most common bacterial meningitis down to 18 percent in 1910 without antibiotics. Today, with antibiotics, the mortality rate is 25 percent.



4. A dense jungle-like growth of epithelial cells covers a healthy mouse trachea.




5. Only seventy-two hours after infection the influenza virus transforms the same area into a barren and lifeless desert. White blood cells are patrolling the area, too late.





6. The virus swept first through military bases, where men were jammed together despite the objections of Welch and Army Surgeon General William Gorgas. This is an army emergency hospital, probably a ward for convalescents.



7. Army Surgeon General William Gorgas was determined that this would be the first war in which fewer American soldiers died of disease than from combat.



8. Rupert Blue, the civilian surgeon general and head of the U.S. Public Health Service, was a master bureaucrat but failed to heed warnings of, seek advance information about, or prepare for the epidemic.



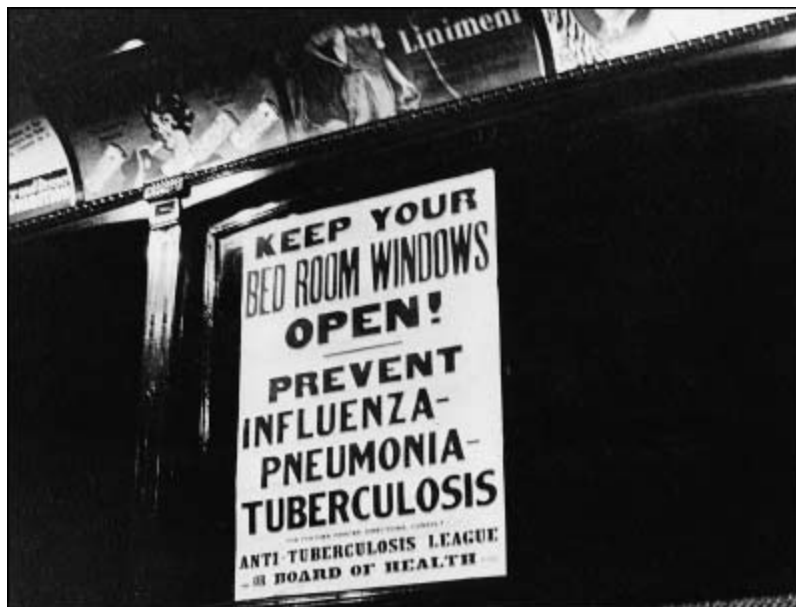
9. Massachusetts was the first state to suffer huge numbers of civilian deaths. This is a hospital in Lawrence.



10. In Philadelphia the number of dead quickly overwhelmed the city's ability to handle bodies. It was forced to bury people, without coffins, in mass graves and soon began using steam shovels to dig the graves.



11.



12.

Posters and handouts spread warnings and advice. They also spread terror.



13. The two messages in this photograph—the policeman’s protective mask and patriotism—epitomized a conflict of interest in public officials.



14. All New York City workers wore masks. Note the absence of traffic on the street and pedestrians on the sidewalk. The same silent streets were seen everywhere. In Philadelphia a doctor said, “The life of the city had almost stopped.”



15. Oswald T. Avery as a private, when the Rockefeller Institute became Army Auxiliary Laboratory Number One.



16. A very in later life. Persistent and tenacious, he said, “Disappointment is my daily bread. I thrive on it.” Welch asked him to find the cause of influenza. His work on influenza and pneumonia would ultimately lead him to one of the most important scientific discoveries of the twentieth century.



17. William Park, who made New York City's municipal laboratories a premier research institution. His rigorous scientific discipline, when teamed with the more creative temperament of Anna Williams [below], led to dramatic advances, including the development of a diphtheria antitoxin still in use. The National Academy of Sciences hoped they could develop a serum or vaccine for influenza.



18. Anna Wessel Williams was probably the leading female bacteriologist in the world. A lonely woman who never married, she told herself she would “rather [have] discontent than happiness through lack of knowledge,” and wondered “if it would be worthwhile to make the effort to have friends and if so how I should go about it.” From her earliest memories, she dreamed “about going places. Such wild dreams were seldom conceived by any other child.”



19. The virus moved inexorably across the country. Here navy nurses and doctors await the onslaught.





20. Military commanders tried to protect healthy men; at Mare Island in San Francisco sheets were hung in barracks to screen men from each other's breathing.



21. In most cities all public meetings were banned, all public gathering places—churches, schools, theaters, and saloons—closed. Most churches simply canceled services but this one in California met outdoors, a technical violation of the closing order but a response to the congregation’s need for prayer.



22. Rufus Cole, the Rockefeller Institute scientist who had led the successful effort to develop a pneumonia vaccine and treatment just before the outbreak of the epidemic. He also made the Rockefeller Institute Hospital a model for the way clinical research is conducted, including at the National Institutes for Health.



23.



24.




25.

Seattle, like many other places, became a masked city. Red Cross volunteers made tens of thousands of masks. All police wore them. Soldiers marched through the city's downtown wearing them.



26. More than one scientist called Paul A. Lewis “the brightest man I ever met.” As a young investigator in 1908 he proved polio was caused by a virus and devised a vaccine that was 100 percent effective in protecting monkeys. It would be half a century before a polio vaccine could protect man. He too was one of the prime investigators searching for the cause of influenza, and a cure or preventative. Ultimately his ambition to investigate disease would cost him his life.



27. In the late 1920s Richard Shope, Lewis's protégé, unearthed a crucial clue in the search for the cause of influenza. While Lewis went to Brazilian jungles to investigate yellow fever, Shope continued his pursuit of influenza. He was the first to prove a virus caused the disease.

Many histories of the pandemic portray the eruption of deadly disease—the hammer blow of the second wave—as sudden and simultaneous in widely separated parts of the world, and therefore deeply puzzling. In fact the second wave developed gradually.

When water comes to a boil in a pot, first an isolated bubble releases from the bottom and rises to the surface. Then another. Then two or three simultaneously. Then half a dozen. But unless the heat is turned down, soon enough all the water within the pot is in motion, the surface a roiling violent chaos.

In 1918 each initial burst of lethality, isolated though it may have seemed, was much like a first bubble rising to the surface in a pot coming to boil. The flame may have ignited in Haskell and set off the first burst. The outbreak that killed 5 percent of *all* French recruits at one small base was another. Louisville was still another, as were the deaths on the *City of Exeter* and the outbreak in Switzerland. All these were bursts of lethal disease, violent bubbles rising to the surface.

Epidemiological studies written relatively soon after the pandemic recognized this. One noted that army cantonments in the United States saw “a progressive increase in cases reported as influenza beginning with the week ending August 4, 1918, and of the influenzal pneumonia cases beginning with the week ending August 18. If this was really the beginning of the great epidemic wave we should expect that if these series of data were plotted out on a logarithmic scale the increase from week to week would plot out as a straight line following the usual logarithmic rise of an epidemic curve.... This condition is substantially fulfilled with the curve of rise plotting out on logarithmic paper as a practically straight line.”

The report also found “definite outbreaks of increasing severity” occurring during the summer in both the United States and Europe, which “indistinguishably blend with the great Fall wave.”

In early August the crew of a steamship proceeding from France to New York was hit so hard with influenza “that all of the seamen were prostrate on it and it had to put into Halifax,” according to an epidemiologist in Gorgas’s office, where it remained until enough crew members were well enough to proceed to New York.

On August 12 the Norwegian freighter *Bergensfjord* arrived in Brooklyn after burying four men at sea, dead of influenza. It carried two hundred people still sick with the disease; ambulances transported many of them to a hospital.

Royal Copeland, head of the New York City health department, and the port health officer jointly stated there was “not the slightest danger of an epidemic” because the disease seldom attacks “a well-nourished people.” (Even had he been right, a study by his own health department had just concluded that 20 percent of city schoolchildren were malnourished.) He took no action whatsoever to prevent the spread of infection.

A navy bulletin warned of two steamships from Norway and one from Sweden arriving in New York City with influenza cases aboard on August 14 and 15. On August 18, New York papers described outbreaks on board the *Rochambeau* and *Nieuw Amsterdam*; men from both ships had been taken to St. Vincent’s Hospital.

On August 20 even Copeland conceded that influenza, though mild and—he claimed—certainly not in epidemic form, was present in the city. The lethal variant of the virus was finding its home in humans. Now, almost simultaneously, on three continents separated by thousands of miles of ocean—in Brest, in Freeport, Sierra Leone, and in Boston—the killing, rolling boil was about to begin.

Nearly 40 percent of the two million American troops who arrived in France—791,000 men—disembarked at Brest, a deepwater port capable of handling dozens of ships simultaneously. Troops from all over the world disembarked there. Brest had already seen a burst of influenza in the spring as had many other cities, albeit as in most of those other places that influenza had been mild. The first outbreak with high mortality occurred in July, in a replacement detachment of American troops from Camp Pike, Arkansas. They occupied an isolated camp and the outbreak initially seemed contained. It was not. By August 10, the same day the British army declared the influenza epidemic over, so many French sailors stationed at Brest were hospitalized with influenza and pneumonia that they overwhelmed the naval hospital there—forcing it to close. And the death rate among them began soaring.

The August 19 *New York Times* took note of another outbreak: “A considerable number of American negroes, who have gone to France on horse transports, have contracted Spanish influenza on shore and died in French hospitals of pneumonia.”

Within another few weeks all the area around Brest was in flames. American troops continued pouring into and then out of the city, mixing with French troops also training in the vicinity. When soldiers of both armies left the vicinity, they dispersed the virus en masse.

Freetown, Sierra Leone, was a major coaling center on the West African coast, servicing ships traveling from Europe to South Africa and the Orient. On August 15 the HMS *Mantua* arrived there with two hundred crew suffering from influenza. Sweating black men loaded tons of coal into her, guided by several crew.

When the laborers returned to their homes, they carried more than their wages. Soon influenza spread through the force of men who coaled the ships. And this influenza was not mild. On August 24, two natives died of pneumonia while many others were still sick.

On August 27, the HMS *Africa* pulled into port. She too needed coal, but five hundred of the six hundred laborers of the Sierra Leone Coaling Company did not report to work that day. Her crew helped coal her, working side by side with African laborers. She carried a crew of 779. Within a few weeks, nearly six hundred were sick. And fifty-one were dead—7 percent of the entire crew died.

The transport HMS *Chepstow Castle*, carrying troops from New Zealand to the front, coaled at Freetown on August 26 and 27; within three weeks, out of her 1,150 men, influenza struck down nine hundred of them. The death toll on her was thirty-eight.

The *Tahiti* coaled at the same time; sixty-eight men aboard her died before she reached England, the same day as the *Chepstow Castle*. After docking, crew of the two ships suffered eight hundred more cases and 115 more deaths.

In Sierra Leone itself, officials soon after estimated that influenza killed 3 percent of the entire African population, nearly all of them dying within the next few weeks. More recent evidence suggests that the death toll was

most likely considerably more than that, possibly double that figure—or higher.

Across the Atlantic, at Commonwealth Pier in Boston, the navy operated a “receiving ship.” The name was a misnomer. It was actually a barracks where as many as seven thousand sailors in transit ate and slept in what the navy itself called “grossly overcrowded” quarters.

On August 27, two sailors reported to sick bay with influenza. On August 28, eight more sailors reported ill. On August 29, fifty-eight men were admitted.

As in Brest and Freetown and aboard ship, men began to die. Fifty of the men were quickly transferred to the Chelsea Naval Hospital, where Lieutenant Commander Milton Rosenau and his young assistant Lieutenant John J. Keegan, worked.

The sailors were in better than good hands. While Keegan would later become dean of the University of Nebraska Medical School, Rosenau was one of the giants of the day. Strong, solid, and thick-necked, he looked as intimidating and determined as a wrestler staring down an opponent. Yet he was uniformly polite and supportive, and people enjoyed working under him. A prime mover in creating the U.S. Public Health Service Hygienic Laboratory and later the president of the Society of American Bacteriologists, he was best known for his textbook, *Preventive Medicine and Hygiene*, which was referred to as “The Bible” for both army and navy medical officers. Only a few weeks earlier, he had met with Welch, Gorgas, and Vaughan to discuss how to prevent or contain any new epidemic.*

Rosenau and Keegan immediately isolated the men and did everything possible to contain the disease, working backward from each victim to trace and isolate people with whom the patients had had contact. But the disease was too explosive. They turned their attention to bacteriological analysis, seeking the pathogen so they could prepare a vaccine or serum. Their findings did not satisfy them, and within a few weeks they began using human volunteers from the navy brig in the first experiments in the world to determine if a virus caused the disease.

Long before that any hopes of containing the disease had collapsed. On September 3 a civilian suffering from influenza was admitted to the Boston

City Hospital. On September 4 students at the Navy Radio School at Harvard, in Cambridge across the Charles River from Boston proper, fell ill. And then came Devens.

CHAPTER SIXTEEN

CAMP DEVENS sat on five thousand acres in rolling hills thirty-five miles northwest of Boston. It included fine farmland along the Nashua River, as well as what had been until recently heavily forested land cut down now to tree stumps. Like the other cantonments in the country it was thrown together with amazing speed, at the rate of 10.4 buildings a day. In August 1917 it opened with fifteen thousand men although the camp was incomplete—its sewage was still being discharged directly into the Nashua River.

Like most other camps, it had suffered from measles and pneumonia. The medical staff was first rate. An inspection of the Devens hospital had given it an excellent review down to its kitchen, noting, “The mess officer is well informed and alert.”

In fact the Devens medical staff was so good that Frederick Russell was preparing to rely on it to launch several major new scientific investigations. One involved correlating the existence of streptococci in the mouths of healthy soldiers with streptococcal infections of the throat. Another sought an explanation for the far higher morbidity rates of pneumonia among blacks over whites. Still another involved measles. Late in the summer at Devens, Major Andrew Sellards had passed infectious material from a recent measles case through a porcelain filter to isolate the virus, had inoculated four monkeys with it, and on August 29 began inoculating a series of human volunteers.

The only problem at Devens was that it was built to hold a maximum of thirty-six thousand men. On September 6, Devens held just over forty-five thousand men. Still, the camp hospital could accommodate twelve hundred and it was caring for only eighty-four patients. With enough medical personnel to run several simultaneous research efforts, with a highly competent clinical staff, with a virtually empty hospital, Devens seemed ready for any emergency.

It wasn't.

A week before any reported illness in the harbor, Boston public health authorities worried: “A sudden and very significant increase reported the third week of August in the cases of pneumonia occurring in the army cantonment at Camp Devens in the district seems to justify a suspicion that an influenza epidemic may have started among the soldiers there.”

While the eruption at Devens might still have come from the Navy Commonwealth Pier facility, it might also have developed independently. It might even have spread to Boston from Devens. At any rate, on September 1, four more soldiers at Devens were diagnosed with pneumonia and admitted to the hospital. In the next six days, twenty-two more new cases of pneumonia were diagnosed. None of these, however, were considered to be influenza.

On September 7, a soldier from D Company, Forty-second Infantry, was sent to the hospital. He ached to the extent that he screamed when he was touched, and he was delirious. He was diagnosed as having meningitis.

The next day a dozen more men from his company were hospitalized and suspected of having meningitis. It was a reasonable diagnosis. Symptoms did not resemble those of influenza, and a few months earlier the camp had suffered a minor epidemic of meningitis, and the doctors—lacking any false pride—had even called Rosenau for help. He had come himself, along with six bacteriologists; they had worked nearly around the clock for five days, identifying and quarantining 179 carriers of the disease. Rosenau had left the camp impressed with army medicine; even though he and his staff had done much of the work, he had advised navy superiors that the same effort would not have been possible in the navy.

Now, over the next few days, other organizations began reporting cases of influenza-like disease. The medical staff, good as it was, did not at first connect these various cases to each other or to the outbreak on Commonwealth Pier. They made no attempt to quarantine cases. In the first few days no records of influenza cases were even kept because they “were looked upon as being examples of the epidemic disease which attacked so many of the camps during the spring.” In the overcrowded barracks and mess halls, the men mixed. A day went by. Two days. Then, suddenly, noted an army report, “Stated briefly, the influenza...occurred as an explosion.”

It exploded indeed. In a single day, 1,543 Camp Devens soldiers reported ill with influenza. On September 22, 19.6 percent of the entire camp was on sick report, and almost 75 percent of those on sick report had been hospitalized. By then the pneumonias, and the deaths, had begun.

On September 24 alone, 342 men were diagnosed with pneumonia. Devens normally had twenty-five physicians. Now, as army and civilian medical staff poured into the camp, more than two hundred and fifty physicians were treating patients. The doctors, the nurses, the orderlies went to work at 5:30 A.M. and worked steadily until 9:30 P.M., slept, then went at it again. Yet on September 26 the medical staff was so overwhelmed, with doctors and nurses not only ill but dying, they decided to admit no more patients to the hospital, no matter how ill.

The Red Cross, itself by then overwhelmed by the spread of the disease to the civilian population, managed to find twelve more nurses to help and sent them. They were of little help. Eight of the twelve collapsed with influenza; two died.

For this was no ordinary pneumonia. Dr. Roy Grist, one of the army physicians at the hospital, wrote a colleague, "These men start with what appears to be an ordinary attack of LaGrippe or Influenza, and when brought to the Hosp. they very rapidly develop the most vicious type of Pneumonia that has ever been seen. Two hours after admission they have the Mahogany spots over the cheek bones, and a few hours later you can begin to see the Cyanosis extending from their ears and spreading all over the face, until it is hard to distinguish the coloured men from the white."

Blood carrying oxygen in arteries is bright red; without oxygen in veins it is blue. Cyanosis occurs when a victim turns blue because the lungs cannot transfer oxygen into the blood. In 1918 cyanosis was so extreme, turning some victims so dark—the entire body could take on color resembling that of the veins on one's wrists—it sparked rumors that the disease was not influenza at all, but the Black Death.

Grist continued, "It is only a matter of a few hours then until death comes.... It is horrible. One can stand it to see one, two or twenty men die, but to see these poor devils dropping like flies... We have been averaging about 100 deaths per day.... Pneumonia means in about all cases death.... We have lost an outrageous number of Nurses and Drs., and the little town of Ayer is a sight. It takes special trains to carry away the dead. For several days there were no coffins and the bodies piled up something fierce.... It

beats any sight they ever had in France after a battle. An extra long barracks has been vacated for the use of the Morgue, and it would make any man sit up and take notice to walk down the long lines of dead soldiers all dressed and laid out in double rows.... Good By old Pal, God be with you till we meet again.”

Welch, Cole, Victor Vaughan, and Fredrick Russell, all of them colonels now, had just finished a tour of southern army bases. It was not their first such tour, and as before, knowing that an army barracks offered explosive tinder, they had been inspecting camps to find and correct any practice that might allow an epidemic to gain a foothold. They also spent much time discussing pneumonia. After leaving Camp Macon in Georgia, they had retired for a few days of relaxation to Asheville, North Carolina, the most fashionable summer retreat in the South. The Vanderbilts had built one of the most elaborate estates in the country there, and not many miles away Welch’s old colleague William Halsted had built a virtual castle in the mountains (today Halsted’s home is a resort called the High Hamptons).

At the Grove Park Inn, one of the most elegant settings in the city, they listened to a concert. Welch lit a cigar. A bellboy promptly told him smoking was not allowed. He and Cole withdrew to the veranda and began talking. Another bellboy asked them to please be quiet during the concert. Welch left in disgust.

Meanwhile Russell wrote Flexner, “We are all well. Welch, Vaughan, and Cole, and I have had a very profitable trip and have begun to believe that immunity—” in this he was referring to efforts to manipulate the immune system—“is the most important thing in pneumonia, as in other infectious diseases. It makes a good working hypothesis and one we will try to follow up by working in the lab, wards, and in the field this fall and winter. Bonne chance.”

The group returned to Washington on a Sunday morning relaxed and in good spirits. But their mood changed abruptly as they stepped off the train. An escort had been waiting for them and his anxiety quickly communicated itself. He was taking them to the surgeon general’s office—immediately. Gorgas himself was in Europe. His deputy barely looked up as they opened the door: “You will proceed immediately to Devens. The Spanish influenza has struck that camp.”

They arrived at Devens eight hours later in a cold and drizzling rain. The entire camp was in chaos, the hospital itself a battlefield. The war had come home indeed. As they entered the hospital, they watched a continuous line of men filing in from the barracks carrying their blankets or being themselves carried.

Vaughan recorded this sight: “hundreds of young stalwart men in the uniform of their country coming into the wards of the hospital in groups of ten or more. They are placed on the cots until every bed is full and yet others crowd in. The faces wear a bluish cast; a distressing cough brings up the blood-stained sputum.”

Care was almost nonexistent. The base hospital, designed for twelve hundred, could accommodate at most—even with crowding “beyond what is deemed permissible,” according to Welch—twenty-five hundred. It now held in excess of six thousand. All beds had long since been filled. Every corridor, every spare room, every porch was filled, crammed with cots occupied by the sick and dying. There was nothing antiseptic about the sight. And there were no nurses. When Welch arrived seventy out of two hundred nurses were already sick in bed themselves, with more falling ill each hour. Many of them would not recover. A stench filled the hospital as well. Bed linen and clothing were rank with urine and feces from men incapable of rising or cleaning themselves.

Blood was everywhere, on linens, clothes, pouring out of some men’s nostrils and even ears while others coughed it up. Many of the soldiers, boys in their teens, men in their twenties—healthy, normally ruddy men—were turning blue. Their color would prove a deadly indicator.

The sight chilled even Welch and his colleagues. It was more chilling still to see corpses littering the hallways surrounding the morgue. Vaughan reported, “In the morning the dead bodies are stacked about the morgue like cord wood.” As Cole recalled, “They were placed on the floor without any order or system, and we had to step amongst them to get into the room where an autopsy was going on.”

In the autopsy room they saw the most chilling sights yet. On the table lay the corpse of a young man, not much more than a boy. When he was moved in the slightest degree fluid poured out of his nostrils. His chest was opened, his lungs removed, other organs examined carefully. It was

immediately apparent this was no ordinary pneumonia. Several other autopsies yielded similar abnormalities.

Cole, Vaughan, Russell, the other members of this scientific team were puzzled, and felt an edge of fear. They turned to Welch.

He had studied with the greatest investigators in the world as a young man. He had inspired a generation of brilliant scientists in America. He had visited and seen diseases in China, the Philippines, and Japan that were unknown in the United States. He had read scientific journals in many languages for years, heard back-channel gossip from all the leading laboratories in the world. Surely he would be able to tell them something, have some idea.

He did not reassure. Cole stood beside him, thinking he had never seen Welch look nervous before, or excited in quite this way. In fact Cole was shaken: "It was not surprising that the rest of us were disturbed but it shocked me to find that the situation, momentarily at least was too much for Dr. Welch."

Then Welch said, "This must be some new kind of infection or plague."

Welch walked out of the autopsy room and made three phone calls, to Boston, New York, and Washington. In Boston he spoke to Burt Wolbach, a Harvard professor and chief pathologist at the the great Boston hospital the Brigham, and asked him to perform autopsies. Perhaps there was a clue to this strange disease there.

But Welch also knew that any treatment or prevention for this would have to come from the laboratory. From the Rockefeller Institute in New York he summoned Oswald Avery. Avery had been refused a commission in the Rockefeller army unit because he was Canadian, but on August 1 he had become an American citizen. By coincidence, the same day Welch called him, Avery was promoted from private to captain. More importantly, he had already begun the investigations that would ultimately revolutionize the biological sciences; influenza would confirm him in this work.

Later that day both Avery and Wolbach arrived and immediately began their respective tasks.

The third call Welch made was to Washington, to Charles Richard, the acting army surgeon general while Gorgas was at the front. Welch gave a detailed description of the disease and his expectations of its course at

Devens and elsewhere. For this was going to spread. He urged that “immediate provision be made in every camp for the rapid expansion of hospital space.”

Richard responded instantly, sending orders to all medical personnel to isolate and quarantine all cases and segregate soldiers from civilians outside the camps: “It is important that the influenza be kept out of the camps, as far as practicable.... Epidemics of the disease can often be prevented, but once established they cannot well be stopped.” But he also conceded the difficulty: “There are few diseases as infectious as influenza.... It is probable that patients become foci of infection before the active symptoms.... No disease which the army surgeon is likely to see in this war will tax more severely his judgement and initiative.”

He also warned both the army adjutant general and chief of staff, “New men will almost surely contract the disease. In transferring men from Camp Devens a virulent form of the disease will almost surely be conveyed to other stations.... During the epidemic new men should not be sent to Camp Devens, nor should men be sent away from that camp.”

The next day, with reports already of outbreaks in other camps, Richard tried to impress upon the chief of staff the lethality of the disease, relating what Welch had told him: “The deaths at Camp Devens will probably exceed 500.... The experience at Camp Devens may be fairly expected to occur at other large cantonments.... With few exceptions they are densely populated, a condition which tends to increase the chance for ‘contact’ infection and the virulence and mortality of the disease.... It may be expected to travel westward and involve successively military stations in its course.” And he urged that the transfer of personnel from one camp to another be all but eliminated except for the most “urgent military necessities.”

Gorgas had fought his own war, to prevent epidemic disease from erupting in the camps. He had lost.

On August 27, the same day the first sailors at Commonwealth Pier fell ill, the steamer *Harold Walker* had departed Boston, bound for New Orleans. En route fifteen crew members had fallen ill; in New Orleans the ship

unloaded its cargo and put three crewmen ashore. The three men died. By then the *Harold Walker* had proceeded to Mexico.

On September 4, physicians at the New Orleans naval hospital made the first diagnosis of influenza in any military personnel in the city; the sailor had arrived in New Orleans from the Northeast. That same date a second patient also reported ill with influenza; he was serving in New Orleans. Forty of the next forty-two patients who entered the hospital had influenza or pneumonia.

On September 7 three hundred sailors from Boston arrived at the Philadelphia Navy Yard. Many of them, mixing with hundreds of other sailors, were almost immediately transferred to the navy base in Puget Sound. Others had already gone from Boston to north of Chicago to the Great Lakes Naval Training Station, the largest facility of its kind in the world.

On September 8 at the Newport Naval Base in Rhode Island, more than one hundred sailors reported sick.

The virus was reaching south along the coast, jumping inland to the Midwest, spanning the nation to the Pacific.

Meanwhile, at the Chelsea Naval Hospital, Rosenau and his team of physicians were also overwhelmed—and well aware of the larger implications. Even before Avery arrived, he and Keegan had begun the first effort in the country, and possibly in the world, to create an immune serum that would work against this new mortal enemy. Simultaneously Keegan sent off a description of the disease to the *Journal of the American Medical Association*, warning that it “promises to spread rapidly across the entire country, attacking between 30 and 40 percent of the population, and running an acute course.”

Keegan was incorrect only in that he limited his estimate to “the entire country.” He should have said “the entire world.”

This influenza virus, this “mutant swarm,” this “quasi species,” had always held within itself the potential to kill, and it had killed. Now, all over the world, the virus had gone through roughly the same number of passages through humans. All over the world, the virus was adapting to humans, achieving maximum efficiency. And all over the world, the virus was turning lethal.

Around the world from Boston, in Bombay, which like so many other cities had endured a mild epidemic in June, the lethal virus exploded almost simultaneously. There it quickly began killing at a rate more than double that of a serious epidemic of bubonic plague in 1900.

As the virus moved, two parallel struggles emerged.

One encompassed all of the nation. Within each city, within each factory, within each family, into each store, onto each farm, along the length of the track of the railroads, along the rivers and roads, deep into the bowels of mines and high along the ridges of the mountains, the virus would find its way. In the next weeks, the virus would test society as a whole and each element within it. Society would have to gather itself to meet this test, or collapse.

The other struggle lay within one tight community of scientists. They, men like Welch, Flexner, Cole, Avery, Lewis, Rosenau, had been drafted against their will into a race. They knew what was required. They knew the puzzle they needed to solve. They were not helpless. They had some tools with which to work. They knew the cost if they failed.

But they had very little time indeed.

Part V

EXPLOSION

CHAPTER SEVENTEEN

ON SEPTEMBER 7, three hundred sailors arrived from Boston at the Philadelphia Navy Yard. And what happened in Philadelphia from that point would prove—too often—to be a model for what would happen elsewhere.

Philadelphia was already typical in its war experiences. Every city was being flooded by people, and in Philadelphia shipbuilding alone had added tens of thousands of workers. In a few months a great marsh had been transformed into the Hog Island shipyard, the largest shipyard in the world, where thirty-five thousand workers toiled among furnaces and steel and machinery. Nearby the New York Shipbuilding yard worked eleven thousand five hundred men, and a dozen other shipyards each worked from three thousand to five thousand more. And the city was thick with other great industrial plants: several munitions factories each employed several thousands at a single location, the J. G. Brill Company turned out a streetcar an hour and employed four thousand, Midvale Steel had ten thousand workers, Baldwin Locomotive, twenty thousand.

Overcrowded before the war, with jobs sucking ever more workers into the city and the population swelling to 1.75 million, Philadelphia literally teemed with people. In 1918 a national publication for social workers judged living conditions in its slums, where most tenements still had outhouses servicing dozens of families, worse than on the Lower East Side of New York. Blacks endured even more squalid conditions and Philadelphia had the largest African American population of any northern city, including New York or Chicago.

Housing was so scarce that Boy Scouts canvassed the area seeking rooms for newly arrived women with war jobs. Two, three, and four entire families would cram themselves into a single two-or three-room apartment, with children and teenagers sharing a bed. In rooming houses laborers shared not just rooms but beds, often sleeping in shifts just as they worked in shifts. In those same tenements, the city's own health department had

conceded that during the winter of 1917–18 “the death rate...has gone up owing to the high cost of living and scarcity of coal.”

The city offered the poor social services in the form of Philadelphia Hospital, known as “Blockley,” a poorhouse, and an asylum. But it offered nothing else, not even an orphanage. The social elite and progressives ran whatever charitable activities that did exist. Even normal services such as schools were in short supply. Of the twenty largest cities in America, Philadelphia, the city of Benjamin Franklin and the University of Pennsylvania, spent less on education than all but one. In all of South Philadelphia, home to hundreds of thousands of Italians and Jews, there would be no high school until 1934.

All this made Philadelphia fertile ground for epidemic disease. So did a city government incapable of responding to a crisis. Muckraker Lincoln Steffens called Philadelphia “the worst-governed city in America.” He may well have been right.

Even Tammany’s use of power in New York was haphazard compared to that of the Philadelphia machine, which had returned to power in 1916 after a reformer’s single term in office. Philadelphia’s boss was Republican state senator Edwin Vare. He had bested and mocked people who considered themselves his betters, people who despised him, people with such names as Wharton, Biddle, and Wanamaker.

A short, thick-chested, and thick-bellied man—his nickname was “the little fellow”—Vare had his base in South Philadelphia. He had grown up there before the incursion of immigrants, on a pig farm in a then-rural area called “the Neck.” He still lived there despite enormous wealth. The wealth came from politics.

All city workers kicked back a portion of their salary to Vare’s machine. To make sure none ever missed a payment, city workers received their salary not where they worked or in City Hall—a classic and magnificent Victorian building, with curved shoulders and windows reminiscent of weeping willow trees—but across the street from City Hall in Republican Party headquarters. The mayor himself kicked back \$1,000 from his pay.

Vare was also the city’s biggest contractor, and his biggest contract was for street cleaning, a contract he had held for almost twenty years. At a time when a family could live in comfort on \$3,000 a year, in 1917 he had received over \$5 million for the job. Not all of that money stayed in Vare’s pockets, but even the part that left passed through them and paid a toll. Yet

the streets were notoriously filthy, especially in South Philadelphia—where the need was greatest, where everything but raw sewage, and sometimes even that, ran through the gutters, and where the machine was strongest.

Ironically, the very lack of city services strengthened the machine since it provided what the city did not: food baskets to the poor, help with jobs and favors, and help with the police—the commissioner and many magistrates were in Vare’s pocket. People paid for the favors with votes which, like a medieval alchemist, he transmuted into money.

The machine proved so lucrative that Edwin Vare and his brother William, a congressman, became philanthropists, giving so much to their church at Moyamensing Avenue and Morris Street that it was renamed the Abigail Vare Memorial Methodist Episcopal Church, after their mother. Not many churches are named after mere mortals, but this one was.

Yet nothing about the machine was saintly. On primary election day in 1917, several Vare workers blackjacked two leaders of an opposing faction, then beat to death a policeman who intervened. The incident outraged the city. Vare’s chief lieutenant in 1918 was Mayor Thomas B. Smith. In his one term in office he would be indicted, although acquitted, on three entirely unrelated charges, including conspiracy to murder that policeman. That same election, however, gave Vare absolute control over both the Select and Common Councils, the city’s legislature, and broad influence in the state legislature.

Director of the Philadelphia Department of Public Health and Charities was Dr. Wilmer Krusen, a political appointee who served at the mayor’s pleasure and whose term automatically expired with the mayor’s. Krusen, a decent man whose son would become a surgeon at the Mayo Clinic, was as good an appointment as the machine made. But he lacked background in, commitment to, or understanding of public health issues. And he was by nature someone who thought most problems disappeared on their own. He was not someone to rush into a thing.

He certainly would exert no pressure whatsoever on the machine to advance the public health. Although a gynecologist, he refused even to help the military in its massive national campaign against prostitution. Even New Orleans had succumbed to pressure to close Storyville, where prostitution was legal, but no pressure could make Philadelphia, where prostitution remained illegal, in any way hinder its flesh industry. So,

according to a military report, the navy “actually took control of police affairs” outside its installations.

The city government was choking on corruption, with lines of authority split among Vare, precinct captains—turned—entrepreneurs, and the mayor. It did not wish to act, nor could it if it chose to.

Four days after the arrival of the sailors from Boston at the Navy Yard, nineteen sailors reported ill with symptoms of influenza.

Lieutenant Commander R. W. Plummer, a physician and chief health officer for the Philadelphia naval district, was well aware of the epidemic’s rage on Commonwealth Pier and at Devens and its spread to the civilian population in Massachusetts. Determined to contain the outbreak, he ordered the immediate quarantine of the men’s barracks and the meticulous disinfecting of everything the men had touched.

In fact, the virus had already escaped, and not only into the city. One day earlier 334 sailors had left Philadelphia for Puget Sound; many would arrive there desperately ill.

Plummer also immediately called in Paul Lewis.

Lewis had been expecting such a call.

He loved the laboratory more than he loved anyone or anything, and he had the full confidence of Welch, Theobald Smith, and Flexner. Lewis had won their confidence by his extraordinary performance as a young scientist under each of them in turn. He had already achieved much, and he held the promise of much more. He also knew his own worth, not in the sense that it made him smug but in that it gave him responsibility, making his promise at least as much burden as ambition. Only an offer to become the founding head of the new Henry Phipps Institute—Phipps had made millions at U.S. Steel with Andrew Carnegie, then, like Carnegie, had become a prominent philanthropist—which was associated with the University of Pennsylvania, had lured him to Philadelphia from the Rockefeller Institute. He was modeling Phipps after the institute, although Phipps would focus much more narrowly on lung disease, particularly tuberculosis.

No one needed to tell Lewis the urgency of the situation. He knew the details of the British sailors who had died in early July, and he had very likely tried to culture bacteria from them and prepare a serum. Soon after learning that influenza had appeared in the Navy Yard, Lewis arrived there.

It was up to him to take charge of what would normally be the step-by-step, deliberate process of tracking down the pathogen and trying to develop a serum or vaccine. And there was no time for normal scientific procedures.

The next day eighty-seven sailors reported ill. By September 15, while Lewis and his assistants worked in labs at Penn and at the navy hospital, the virus had made six hundred sailors and marines sick enough to require hospitalization, and more men were reporting ill every few minutes. The navy hospital ran out of beds. The navy began sending ill sailors to the Pennsylvania Hospital at Eighth and Spruce.

On September 17, five doctors and fourteen nurses in that civilian hospital suddenly collapsed. None had exhibited any prior symptoms whatsoever. One moment they felt normal; the next, they were being carried in agony to hospital beds.

Navy personnel from Boston had been transferred elsewhere as well. As Philadelphia was erupting, so was the Great Lakes Naval Training Station, thirty-two miles above Chicago. Teddy Roosevelt had created the base in 1905, declaring that it would become the largest and best naval training station in the world. With forty-five thousand sailors it was the largest, and it had begun to generate a proud history. The “Seabees” naval construction battalions were born there, and during the war Lieutenant John Philip Sousa created fourteen regimental bands there; sometimes all fifteen hundred musicians played en masse on Ross Field, spectacle for tens of thousands who flocked to hear them. As the influenza virus swept through the base, there would be no massing of anyone, musicians or otherwise. At this base, influenza ripped through the barracks very much like an explosion.

Robert St. John had just been inducted into the navy there when he became one of the early victims. Given a cot in a drill hall where soon thousands of men—in that one hall—would lie unattended, he later recalled, “No one ever took our temperatures and I never even saw a doctor.” He did make his first friend in the navy, a boy on the next cot who was too ill to reach for water. St. John himself barely had the strength to help him drink from his canteen. The next morning an orderly pulled the blanket over his friend’s head, and two sailors put the body on a stretcher and carried it away. By then the medical department had already reported

that “33 caskets to Naval Medical Supply Depot required.” They would soon require far more than that.

One nurse at Great Lakes would later be haunted by nightmares. The wards had forty-two beds; boys lying on the floor on stretchers waited for the boy on the bed to die. Every morning the ambulances arrived and stretcher bearers carried sick sailors in and bodies out. She remembered that at the peak of the epidemic the nurses wrapped more than one living patient in winding sheets and put toe tags on the boys’ left big toe. It saved time, and the nurses were utterly exhausted. The toe tags were shipping tags, listing the sailor’s name, rank, and hometown. She remembered bodies “stacked in the morgue from floor to ceiling like cord wood.” In her nightmares she wondered “what it would feel like to be that boy who was at the bottom of the cord wood in the morgue.”

The epidemic was sweeping through the Philadelphia naval installations with comparable violence, as it had in Boston. Yet in Philadelphia, despite the news out of Boston, despite the Great Lakes situation, despite events at its own Navy Yard, Philadelphia public health director Wilmer Krusen had done absolutely nothing.

Not all the city’s public health figures remained oblivious to the threat. The day after the first sailor fell ill, Dr. Howard Anders, a prominent public health expert who despised and had no faith in the Vare machine, wrote Navy Surgeon General William Braisted to ask would “the navy (federal) authorities directly come in, under this threat of influenza invasion, and insist upon safeguarding its men and collaterally the whole population of Philadelphia...?” (Braisted declined.)

Krusen publicly denied that influenza posed any threat to the city. He seemed to believe that, for he made no contingency plans in case of emergency, stockpiled no supplies, and compiled no lists of medical personnel who would be available in an emergency, even though 26 percent of Philadelphia’s doctors and even a higher percentage of nurses were in the military. Indeed, despite building pressure from Lewis, from Anders, from physicians all over the city, from faculty at Penn and Thomas Jefferson Medical College—which refused to release six doctors who wanted to volunteer for military service just as the epidemic erupted—not until

September 18, a full week after the disease appeared in the city, did Krusen even schedule a meeting with Plummer, Lewis, and several others.

In Krusen's fifth-floor office at City Hall they acquainted each other with the facts. In Massachusetts nearly one thousand had already died, with tens of thousands ill, and the Massachusetts governor had just issued a plea for doctors and nurses from neighboring regions. In Philadelphia hundreds of sailors were hospitalized. Few signs of disease had surfaced among civilians, but Lewis reported that as yet his research had not found an answer.

Even if Lewis succeeded in making a vaccine, it would take weeks to produce in sufficient quantities. Thus, only drastic action could prevent the spread of influenza throughout the city. Banning public meetings, closing businesses and schools, imposing an absolute quarantine on the Navy Yard and on civilian cases—all these things made sense. A recent precedent existed. Only three years earlier Krusen's predecessor—during the single term of the reform mayor—had imposed and enforced a strict quarantine when a polio epidemic had erupted, a disease Lewis knew more about than anyone in the world. Lewis certainly wanted a quarantine.

But Plummer was Lewis's commanding officer. He and Krusen wanted to wait. Both feared that taking any such steps might cause panic and interfere with the war effort. Keeping the public calm was their goal. Those polio restrictions had been imposed when the country wasn't fighting a war.

The meeting ended with nothing decided except to monitor developments. Krusen did promise to start a mass publicity campaign against coughing, spitting, and sneezing. Even that would take days to organize. And it would conflict with the downplaying of danger by Krusen and navy officials.

In Washington, Gorgas, who likely had heard from Lewis, was unsatisfied with these developments. By then influenza had erupted in two more cantonments, Camp Dix in New Jersey and Camp Meade in Maryland, that sandwiched the city. Lewis was in very close contact with the Philadelphia Tuberculosis Society, and Gorgas asked it to print and distribute twenty thousand large posters warning of influenza and stating a simple precaution that might help in at least a small way: "When obliged to cough or sneeze, always place a handkerchief, paper napkin, or fabric of some kind before the face."

Meanwhile the *Evening Bulletin* assured its readers that influenza posed no danger, was as old as history, and was usually accompanied by a great miasma, foul air, and plagues of insects, none of which were occurring in Philadelphia. Plummer assured reporters that he and Krusen would “confine this disease to its present limits, and in this we are sure to be successful. No fatalities have been recorded among Navy men. No concern whatever is felt by either the military and naval physicians or by the civil authorities.”

The next day two sailors died of influenza. Krusen opened the Municipal Hospital for Contagious Diseases to the navy, and Plummer declared, “The disease has about reached its crest. We believe the situation is well in hand. From now on the disease will decrease.”

Krusen insisted to reporters that the dead were not victims of an epidemic; he said that they had died of influenza but insisted it was only “old-fashioned influenza or grip.” The next day fourteen sailors died. So did the first civilian, “an unidentified Italian” at Philadelphia General Hospital at South Thirty-fourth and Pine.

The following day more than twenty victims of the virus went to a morgue. One was Emma Snyder. She was a nurse who had cared for the first sailors to come to Pennsylvania Hospital. She was twenty-three years old.

Krusen’s public face remained nothing but reassuring. He now conceded that there were “a few cases in the civilian population” and said that health inspectors were looking for cases among civilians “to nip the epidemic in the bud.” But he did not say how.

On Saturday, September 21, the Board of Health made influenza a “reportable” disease, requiring physicians to notify health officials of any cases they treated. This would provide information about its movement. For the board to act on a Saturday was extraordinary in itself, but the board nonetheless assured the city that it was “fully convinced that the statement issued by Director Krusen that no epidemic of influenza prevails in the civil population at the present time is absolutely correct. Moreover, the Board feels strongly that if the general public will carefully and rigidly observe the recommendations [to] avoid contracting the influenza an epidemic can successfully be prevented.”

The board's advice: stay warm, keep the feet dry and the bowels open—this last piece of advice a remnant of the Hippocratic tradition. The board also advised people to avoid crowds.

Seven days later, on September 28, a great Liberty Loan parade, designed to sell millions of dollars of war bonds, was scheduled. Weeks of organizing had gone into the event, and it was to be the greatest parade in Philadelphia history, with thousands marching in it and hundreds of thousands expected to watch it.

These were unusual times. The Great War made them so. One cannot look at the influenza pandemic without understanding the context. Wilson had realized his aims. The United States was waging total war.

Already two million U.S. troops were in France; it was expected that at least two million more would be needed. Every element of the nation, from farmers to elementary school teachers, was willingly or otherwise enlisted in the war. To Wilson, to Creel, to his entire administration, and for that matter to allies and enemies alike, the control of information mattered. Advertising was about to emerge as an industry; J. Walter Thompson—his advertising agency was already national, and his deputy became a senior Creel aide—was theorizing that it could engineer behavior; after the war the industry would claim the ability to “sway the ideas of whole populations,” while Herbert Hoover said, “The world lives by phrases” and called public relations “an exact science.”

Total war requires sacrifice and good morale makes sacrifices acceptable, and therefore possible. The sacrifices included inconveniences in daily life. To contribute to the war effort, citizens across the country endured the “meatless days” during the week, the one “wheatless meal” every day. All these sacrifices were of course voluntary, completely voluntary—although Hoover's Food Administration could effectively close businesses that did not “voluntarily” cooperate. And if someone chose to go for a drive in the country on a “gasless Sunday,” when people were “voluntarily” refraining from driving, that someone was pulled over by hostile police.

The Wilson administration intended to make the nation cohere. Wilson informed the head of the Boy Scouts that selling bonds would give “every Scout a wonderful opportunity to do his share for the country under the

slogan, ‘Every Scout to Save a Soldier.’” Creel’s one hundred fifty thousand Four Minute Men, those speakers who opened virtually every public gathering including movie and vaudeville shows, inspired giving. And when inspiration alone failed, other pressures could be exerted.

The preservation of morale itself became an aim. For if morale faltered, all else might as well. So free speech trembled. More than in the McCarthy period, more than during World War II itself, more than in the Civil War—when Lincoln was routinely vilified by opponents—free speech trembled indeed. The government had the two hundred thousand members of the American Protective League, who reported to the Justice Department’s new internal security agency headed by J. Edgar Hoover and spied on neighbors and coworkers. Creel’s organization advised citizens, “Call the bluff of anyone who says he has ‘inside information.’ Tell him that it’s his patriotic duty to help you find the source of what he’s saying. If you find a disloyal person in your search, give his name to the Department of Justice in Washington and tell them where to find him.”

Socialists, German nationals, and especially the radical unionists in the International Workers of the World got far worse treatment. The *New York Times* declared, “The IWW agitators are in effect, and perhaps in fact, agents of Germany. The Federal authorities should make short work of these treasonable conspirators against the United States.” The government did just that, raiding union halls, convicting nearly two hundred union men at mass trials in Illinois, California, and Oregon, and applying relentless pressure against all opponents; in Philadelphia on the same day that Krusen first discussed influenza with navy officials, five men who worked for the city’s German-language paper *Tageblatt* were imprisoned.

What the government didn’t do, vigilantes did. There were the twelve hundred IWW members locked in boxcars in Arizona and left on a siding in the desert. There was IWW member Frank Little, tied to a car and dragged through streets in Butte, Montana, until his kneecaps were scraped off, then hung by the neck from a railroad trestle. There was Robert Prager, born in Germany but who had tried to enlist in the navy, attacked by a crowd outside St. Louis, beaten, stripped, bound in an American flag, and lynched because he uttered a positive word about his country of origin. And, after that mob’s leaders were acquitted, there was the juror’s shout, “I guess nobody can say we aren’t loyal now!” Meanwhile, a *Washington Post*

editorial commented, “In spite of excesses such as lynching, it is a healthful and wholesome awakening in the interior of the country.”

Socialist Eugene Debs, who in the 1912 presidential election had received nearly one million votes, was sentenced to ten years in prison for opposing the war, and in an unrelated trial Wisconsin congressman Victor Berger was sentenced to twenty years for doing the same. The House of Representatives thereupon expelled him and when his constituents reelected him anyway the House refused to seat him. All this was to protect the American way of life.

Few elites in America enjoyed more luxuries than did Philadelphia society, with its Biddles and Whartons. Yet the *Philadelphia Inquirer* reported approvingly that at “a dinner on the Main Line a dozen men were gathered at the table, and there was some criticism of the way the government was handling things. The host rose and said, ‘Gentlemen, it is not my business to tell you what to say but there are four Secret Service agents here this evening.’ It was a tactful way of putting a stop to conversation for which he did not care.”

Meanwhile, Treasury Secretary William McAdoo believed that during the Civil War the government had made a “fundamental error” not selling bonds to average citizens: “Any great war must necessarily be a popular movement. It is a crusade; and, like all crusades, it sweeps along on a powerful stream of romanticism. [Lincoln’s treasury secretary Salmon] Chase did not attempt to capitalize the emotions of the people. We went direct to the people, and that means to everybody—to businessmen, workmen, farmers, bankers, millionaires, schoolteachers, laborers. We capitalized on the profound impulse called patriotism. It is the quality of coherence that holds a nation together; it is one of the deepest and most powerful of human motives.” He went still further and declared, “Every person who refuses to subscribe or who takes the attitude of let the other fellow do it, is a friend of Germany and I would like nothing better than to tell it to him to his face. A man who can’t lend his govt \$1.25 a week at the rate of 4% interest is not entitled to be an American citizen.”

The Liberty Loan campaign would raise millions of dollars in Philadelphia alone. The city had a quota to meet. Central to meeting that quota was the parade scheduled for September 28.

Several doctors—practicing physicians, public health experts at medical schools, infectious disease experts—urged Krusen to cancel the parade. Howard Anders tried to generate public pressure to stop it, telling newspaper reporters the rally would spread influenza and kill. No newspaper quoted his warning—such a comment might after all hurt morale—so he demanded of at least one editor that the paper print his warning that the rally would bring together “a ready-made inflammable mass for a conflagration.” The editor refused.

Influenza was a disease spread in crowds. “Avoid crowds” was the advice Krusen and the Philadelphia Board of Health gave. To prevent crowding the Philadelphia Rapid Transit Company had just limited the number of passengers in streetcars.

Army camps had already become so overwhelmed by influenza that on September 26 Provost Marshal Enoch Crowder canceled the next scheduled draft call. That same day, Massachusetts governor Samuel McCall formally pleaded for federal help and for doctors, nurses, and supplies from neighboring states.

If influenza was only beginning its assault on Philadelphia, it was already roaring full speed through the Navy Yard. Fourteen hundred sailors were now hospitalized with the disease. The Red Cross was converting the United Service Center at Twenty-second and Walnut into a five-hundred-bed hospital for the sole use of the navy. Krusen saw those reports and heard from those who wanted to cancel the parade, all right, but he did not seem to be listening. All he did was forbid the entertainment of soldiers or sailors by any organization or private party in the city. But military personnel could still visit stores, ride streetcars, go to vaudeville shows or moving picture houses.

In Philadelphia on September 27, the day before the parade, hospitals admitted two hundred more people—123 of them civilians—suffering from influenza.

Krusen felt intense and increasing pressure to cancel the parade, pressure coming from colleagues in medicine, from the news out of Massachusetts, from the fact that the army had canceled the draft. The decision whether to proceed or not was likely entirely his own. Had he sought guidance from the mayor, he would have found none. For a magistrate had just issued an arrest warrant for the mayor, who was now closeted with his lawyer, distracted and impossible to reach. Earlier, for the

good of the city and the war effort, an uneasy truce had been forged between the Vire machine and the city's elite. Now Mrs. Edward Biddle, president of the Civic Club, married to a descendant of the founder of the Bank of the United States, resigned from a board the mayor had appointed her to, ending that truce, adding to the chaos in City Hall.

Krusen did hear some good news. Paul Lewis believed he was making progress in identifying the pathogen, the cause of influenza. If so, work on a serum and a vaccine could proceed rapidly. The press headlined this good news, although it did not report that Lewis, a careful scientist, was unsure of his findings.

Krusen declared that the Liberty Loan parade and associated rallies would proceed.

None of the anxiety of the moment was reported in any of the city's five daily papers, and if any reporter questioned either Krusen or the Board of Health about the wisdom of the parade's proceeding, no mention of it appeared in print.

On September 28, marchers in the greatest parade in the city's history proudly stepped forward. The paraders stretched at least two miles, two miles of bands, flags, Boy Scouts, women's auxiliaries, marines, sailors, and soldiers. Several hundred thousand people jammed the parade route, crushing against each other to get a better look, the ranks behind shouting encouragement over shoulders and past faces to the brave young men. It was a grand sight indeed.

Krusen had assured them they were in no danger.

The incubation period of influenza is twenty-four to seventy-two hours. Two days after the parade, Krusen issued a somber statement: "The epidemic is now present in the civilian population and is assuming the type found in naval stations and cantonments."

To understand the full meaning of that statement, one must understand precisely what was occurring in the army camps.

CHAPTER EIGHTEEN

DEVENS HAD BEEN STRUCK by surprise. The other cantonments and navy bases were not. Gorgas's office had issued immediate warnings of the disease, and medical staffs around the country took heed. Even so, the virus reached first and with most lethality into these military posts, invading the close cluster of young men in their barracks beds. Camp Grant was neither the worst hit, nor the least. Indeed, except for one particular and individual tragedy, it was quite typical.

The camp sprawled across rolling but mostly level country on the Rock River outside Rockford, Illinois. The soil there was rich and lush, and its first commandant had planted fifteen hundred acres on the base with sweet corn and "hog corn," hay, wheat and winter wheat, potatoes, and oats. Most recruits there came from northern Illinois and Wisconsin, farm boys with straw-colored hair and flush cheeks who knew how to raise the crops and produced them in plenty.

It was a remarkably orderly place, given the haste with which it had been built. It had neat rows of wooden barracks, and more rows and rows of large barrack-tents, eighteen men to each. All the roads were dirt and in the late summer dust filled the air, except when rain turned the roads to mud. The hospital was situated at one end of the camp and had two thousand beds, although the most patients it had cared for at one time was 852; several infirmaries were also scattered throughout the base.

In June 1918, Welch, Cole, Russell, and Richard Pearce of the National Research Council—who rarely left Washington, usually being too busy coordinating research efforts—had inspected the camp and come away impressed. Welch judged Grant's chief medical officer, Lieutenant Colonel H. C. Michie, "capable and energetic," the hospital laboratory "excellent," the pathologist "a good man," while Joe Capps, a friend of Cole, was "of course an excellent chief of service" at the hospital itself. The veterinarian, who was responsible for several hundred horses and assorted livestock, had also impressed them favorably.

During that June visit they had all discussed pneumonia. Capps had started clinical experiments with a serum developed by Preston Kyes that differed from Cole's. Kyes was a promising University of Chicago investigator of whom Welch had said, "It is worth while for us to keep our eye on him." Capps and Cole exchanged information. Capps also spoke of seeing a disturbing trend toward a "different type of pneumonia...clinically more toxic and fatal...at autopsy often massive areas of consolidation...and also areas of hemorrhagic alveoli."

Then he demonstrated for them an innovation he had experimented with: the wearing of gauze masks by patients with respiratory disease. Welch called the mask "a great thing...an important contribution in prevention of spray infections." He encouraged Capps to write an article for the *Journal of the American Medical Association* and advised Pearce to conduct studies of the masks' effectiveness. Cole agreed: "This is a very important matter in connection with the prevention of pneumonia."

Welch also came away from that inspection, the last one of that tour, recommending two things. It confirmed in him his desire to have new arrivals at all camps assigned for three weeks to specially constructed detention camps; these men would eat, sleep, drill—and be quarantined—together to avoid any cross-infections with men already in camp. Second, he wanted Capps's use of masks extended to all camps.

Capps did write the *JAMA* article. He reported finding the masks so successful that after less than three weeks of experimenting he had abandoned testing and simply started using them as "a routine measure." He also made the more general point that "one of the most vital measures in checking contagion" is eliminating crowding. "Increasing the space between beds in barracks, placing the head of one soldier opposite the feet of his neighbor, stretching tent flaps between beds, and suspending a curtain down the center of the mess table, are all of proved value."

To prevent a few arriving individuals from infecting an entire camp, he also repeated Welch's recommendation to isolate transferred troops. Grant had such a "depot brigade," a separate quarantine barracks for new recruits and transfers. Its stairways were built on the outside so guards could enforce the quarantine. But officers did not stay in the depot brigade; only enlisted men did.

Capps's article appeared in the August 10, 1918, issue of *JAMA*.

On August 8, Colonel Charles Hagadorn took command of Camp Grant. A short, brooding officer and a West Point graduate, still a bachelor at fifty-one years of age, he had devoted his life to the army and his men. He had also prepared for war all his life, studying it constantly and learning from experience as well as reading and analysis; one report “accredited [him] one of the most brilliant line experts of the regular army.” He had fought the Spanish in Cuba, fought guerrillas in the Philippines, and chased Pancho Villa in Mexico just a year before. Sometimes he gave what seemed impulsive and even inexplicable orders, but they had a curve of reason behind them. He was determined to teach his soldiers to survive, and to kill. Not to die. He cared about his troops and liked being surrounded by them.

One problem that confronted him seemed to have little to do with war. The camp was over capacity. Only thirty thousand troops had been present when Welch had visited in June. Now the strength was in excess of forty thousand with no expectation of any decrease. Many men were forced into tents and winter—winter in northern Illinois, one year after a record cold—was only a few weeks away.

Army regulations defined how much space each soldier had in the barracks. These regulations had little to do with comfort and much to do with public health. In mid-September Hagadorn decided to ignore the army regulations on overcrowding and move even more men from tents into barracks. Already the nights were cold, and they would be more comfortable there.

But by then Gorgas’s office had issued warnings about the epidemic and influenza had reached the Great Lakes Naval Training Station one hundred miles away. At Camp Grant, doctors watched for the first case. They even had an idea where it might occur. Dozens of officers had just arrived from Devens.

The camp senior medical staff confronted Hagadorn over his plan to increase crowding. Although no record exists of the meeting, these physicians were men whom Welch and Cole held in the highest regard, and in outstanding civilian careers they gave rather than took orders. The meeting had to have been contentious. For God’s sake, they would have warned him, scattered cases of influenza had already appeared in Rockford.

But Hagadorn believed that disease could be controlled. In addition to his combat record, he had been chief of staff in the Canal Zone and had seen Gorgas control even tropical diseases there. Besides, he had

tremendous confidence in his medical staff. He had more confidence in his doctors than they had in themselves, perhaps reminding them they had avoided even the measles epidemic that had plagued so many cantonments. On September 4 the camp's own epidemiologist had filed a report noting, "The epidemic diseases at this camp were at no time alarming.... Cases of Measles, Pneumonia, Scarlet fever, Diphtheria, Meningitis and the Smallpox occurred sporadically. None of these diseases ever assumed epidemic form."

And this was only influenza. Still, Hagadorn made a few concessions. On September 20 he issued several orders to protect the camp's health. To prevent the rise of dust, all roads would be oiled. And out of concern for influenza he agreed to a virtual quarantine: "Until further notice from these Headquarters, passes and permission to be absent from Camp...will not be granted to Officers or enlisted men, except from this office, and then only for the most urgent reasons."

But he issued one more order that day as well. It must have been particularly galling for Michie and Capps to see him use their authority to justify it: "There must as a military necessity be a crowding of troops. The Camp Surgeon under the circumstances authorizes a crowding in barracks...beyond the authorized capacity.... This will be carried out at once as buildings are newly occupied."

September 21, the day after Hagadorn issued his order, several men in the Infantry Central Officers Training School—the organization with officers from Devens—reported ill. They were immediately isolated in the base hospital.

It did little good. By midnight 108 men from the infantry school and the unit next to it were admitted to the hospital. There each patient had a gauze mask placed over his mouth and nose.

The two units were isolated from the rest of the camp, and men in the units were partly isolated from each other. Every bed had sheets hung around it, and twice a day each man was examined. All public gatherings—movies, YMCA functions, and the like—were canceled, and the men were ordered not "to mingle in any manner with men of other organizations at any time.... No visitors will be permitted in the area involved.... Any barracks from which several cases are reported will be quarantined; its

occupants will not be permitted to mingle in any way with the occupants of other barracks in the same organization.”

Guards enforced the orders strictly. But people infected with influenza can infect others before they feel any symptoms. It was already too late. Within forty-eight hours every organization in the camp was affected.

The next day hospital admissions rose to 194, the next 371, the next 492. Four days after the first officer reported sick, the first soldier died. The next day two more men died, and 711 soldiers were admitted to the hospital. In six days the hospital went from 610 occupied beds to 4,102 occupied, almost five times more patients than it had ever cared for.

There were too few ambulances to carry the sick to the hospital, so mules pulled ambulance carts until the mules, exhausted, stopped working. There were too few sheets for the beds, so the Red Cross ordered six thousand from Chicago. There were too few beds, so several thousand cots were crammed into every square inch of corridor, storage area, meeting room, office, and veranda.

It wasn't enough. Early on the medical detachment members had moved into tents so their own barracks could be transformed into a five-hundred-bed—or cot—hospital. Ten barracks scattered throughout the camp were also converted into hospitals. It still wasn't enough.

All training for war, for killing, ceased. Now men fought to stop the killing.

Healthy soldiers were consumed with attending, in one way or another, the sick. Three hundred and twenty men were sent to the hospital as general support staff, then 260 more were added. Another 250 men did nothing but stuff sacks with straw to make mattresses. Several hundred others unloaded a stream of railroad cars full of medical supplies. Hundreds more helped transport the sick or cleaned laundry—washing sheets, making masks—or prepared food. Meanwhile, barely in advance of a threatening thunderstorm, one hundred carpenters worked to enclose thirty-nine verandas with roofing paper to keep the rain off the hundreds of patients exposed to the elements. The gauze masks Capps was so proud of, the masks Welch had praised, were no longer being made; Capps ran out of material and personnel to make them.

The medical staff itself was collapsing from overwork—and disease. Five days into the epidemic five physicians, thirty-five nurses, and fifty

orderlies were sick. That number would grow, and the medical staff would have its own death toll.

Seven days into the epidemic soldiers still capable of work converted nine more barracks into hospitals. There were shortages of aspirin, atropine, digitalis, glacial acetic acid (a disinfectant), paper bags, sputum cups, and thermometers—and thermometers that were available were being broken by men in delirium.

Forty more nurses arrived for the emergency, giving the hospital 383. It needed still more. All visitors to the base and especially to the hospital had already been prohibited “except under extraordinary circumstances.” Now those extraordinary circumstances had become common, with visitors pouring in, Michie noted, “summoned by danger of death telegrams....” Four hundred thirty-eight telegrams had been handled the day before.

That number was still climbing, and rapidly. To handle what soon became thousands of telegrams and phone calls each day, the Red Cross erected a large tent, floored, heated, wired for electricity, with its own telephone exchange and rows of chairs that resembled an auditorium where relatives waited to see desperately ill soldiers. More personnel were needed to escort these visitors to the sick. More personnel and more laundry facilities were needed just to wash the gown and mask that every visitor donned.

The hospital staff could not keep pace. Endless rows of men coughing, lying in bloodstained linen, surrounded by flies—orders were issued that “formalin should be added to each sputum cup to keep the flies away”—and the grotesque smells of vomit, urine, and feces made the relatives in some ways more desperate than the patients. They offered bribes to whoever seemed healthy—doctor, nurse, or orderly—to ensure care for their sons and lovers. Indeed, visitors begged them to accept bribes.

Michie responded sternly: “Devoting special personal care to any one patient whose condition is not critical is prohibited and the ward personnel is instructed to report any civilian or other person to the commanding officer who makes a special request that a certain patient be given special attention.”

And there was something else, something still worse.

The same day that the first Camp Grant soldier died, 3,108 troops boarded a train leaving there for Camp Hancock outside Augusta, Georgia.

They left as a civilian health official several hundred miles away from Camp Grant demanded the quarantine of the entire camp, demanded that even escorts of the dead home be prohibited. They left with the memory of the trains carrying troops infected with measles, when Gorgas and Vaughan had protested uselessly that troops had “distributed its seeds at the encampment and on the train. No power on earth could stop the spread of measles under these conditions.” They left after the provost general had had the foresight to cancel the next draft. And they left after Gorgas’s office had urged that all movement of troops between infected and uninfected camps cease.

The army did order no “transfer of any influenza contacts” between camps or to bases under quarantine. But even that order came days later, at a time when each day’s delay could cost literally thousands of lives. And the order also stated that “movements of officers and men not contacts will be effected promptly as ordered.” Yet men could appear healthy while incubating influenza themselves, and they could also infect others before symptoms appeared.

The men leaving Grant on that train were jammed into the cars with little room to move about, layered and stacked as tightly as if on a submarine as they moved deliberately across 950 miles of the country. They would have been excited at first, for movement creates its own excitement, and then tedium would have set in, the minutes dragging out, the hours melding the passage into a self-contained world ten feet across and seven feet high, smelling of cigarette smoke and sweat, with hundreds of men in each car in far closer quarters than in any barracks, and with far less ventilation.

As the country rolled by men would have leaned out windows to suck in a wisp of air the way they sucked on cigarettes. And then one soldier would have broken into a coughing fit, another would have begun pouring out sweat, another would have suddenly had blood pouring out of his nose. Other men would have shrunk from them in fear, and then still others would have collapsed or erupted in fever or delirium or begun bleeding from their nose or possibly their ears. The train would have filled with panic. At stops for refueling and watering, men would have poured out of the train seeking

any escape, mixed with workers and other civilians, obeyed reluctantly when officers ordered them back into the cars, into this rolling coffin.

When the train arrived, over seven hundred men—nearly one-quarter of all the troops on the train—were taken directly to the base hospital, quickly followed by hundreds more; in total, two thousand of the 3,108 troops would be hospitalized with influenza. After 143 deaths among them the statistics merged into those of other troops from Camp Hancock—Hancock, to which this shipment of virus was sent—and became impossible to track. But it is likely that the death toll approached, and possibly exceeded, 10 percent of all the troops on the train.

Hagadorn had become all but irrelevant to the running of the camp. Now he yielded on every point to the medical personnel, did everything they asked, made every resource available to them. Nothing seemed even to slow the disease.

On October 4, for the first time more than one hundred men at Camp Grant died in a single day. Nearly five thousand were ill, with hundreds more falling ill each day. And the graph of contagion still pointed nearly straight up.

Soon, in a single day, 1,810 soldiers would report ill. At some other army camps even more soldiers would collapse almost simultaneously; indeed, at Camp Custer outside Battle Creek, Michigan, twenty-eight hundred troops would report ill—in a *single* day.

Before the epidemic, Capps had begun testing Preston Kyes's pneumonia serum, prepared from chickens. Kyes had reasoned that since chickens were not susceptible to the pneumococcus, infecting them with highly virulent pneumococci might produce a very powerful serum. Capps had planned a series of "very carefully controlled" experiments. But now, with nothing else to try, he administered the serum to all as it arrived—it was in short supply. It seemed to work. Two hundred and thirty-four men suffering from pneumonia received the serum; only 16.7 percent died, while more than half of those who did not receive it died. *But it was in short supply.*

Desperate efforts were being made to protect troops from the disease, or at least prevent complications. Germicidal solutions were sprayed into the mouths and noses of troops. Soldiers were ordered to use germicidal

mouthwash and to gargle twice a day. Iodine in glycerine was tried in an attempt to disinfect mouths. Vaseline containing menthol was used in nasal passages, mouths washed with liquid albolene.

Despite every effort, the death toll kept rising. It rose so high that staff grew weary, weary of paperwork, weary even of identifying the dead. Michie was forced to issue orders warning, "The remains are labeled by placing an adhesive plaster bearing the name, rank, organization around the middle of the left forearm. It is the duty of the Ward Surgeon to see that this is done before the remains leave the ward.... A great deal of difficulty has been experienced in reading names on death certificates... Either have these certificates typewritten or... plainly printed. Any neglect on the part of responsible persons will be interpreted as a neglect of duty."

Michie also instructed all personnel, "The relatives and friends of persons dying at this hospital must not be sent to the base hospital morgue.... The handling of the effects of the deceased has grown into an enormous task."

Simultaneously, in that important fight to sustain the country's morale, the *Chicago Tribune* reported good news from Camp Grant. "Epidemic Broken!" blared the paper's headlines. "The small army of expert workers under the command of Lt. Col. H. C. Michie has battled the pneumonia epidemic to a standstill... deaths occurred among the pneumonia patients, but more than 100 fighting men pulled through the crisis of their illness... 175 patients have been released after winning their fight."

At that point Grant's death toll was 452. It showed no sign of slowing. Hoping to have some slight effect on it, hoping to prevent cross-infections, Michie and Capps reiterated their orders to place patients outside: "The crowding of patients in the wards must be reduced to the minimum.... The verandas must be used to the greatest advantage."

Perhaps that reminded Hagadorn of his earlier order authorizing overcrowding. Perhaps then too he got word of the hundreds of young men who had died on the train to Georgia, which, like the barracks overcrowding, he had ordered because of "military necessity." Perhaps these things caused him such personal pain that it explained why he abruptly ordered the withholding of the names of all soldiers who died from

influenza. Perhaps somehow that allowed him to block the deaths from his mind.

A day later the death toll at the camp broke five hundred, with thousands more still desperately ill. "How far the pandemic will spread will apparently depend only upon the material which it can feed upon," wrote one army physician. "It is too early to foretell the end or to measure the damage which will be done before the pandemic disappears."

Many of the dead were more boys than men, eighteen years old, nineteen years old, twenty years old, twenty-one years old, boys filled with their lithe youth and sly smiles. Hagadorn, the bachelor, had made the army his home, his soldiers his family, the young men about him his life.

On October 8 Michie reported the latest death toll to Colonel Hagadorn in his headquarters office. The colonel heard the report, nodded, and, after an awkward moment, Michie rose to leave. Hagadorn told him to close the door.

Death was all about him, in the papers on his desk, in the reports he heard, literally in the air he breathed. It was an envelope sealing him in.

He picked up his phone and ordered his sergeant to leave the building and take with him all personnel in the headquarters and stand for inspection outside.

It was a bizarre order. The sergeant informed Captain Jisson and Lieutenant Rashel. They were puzzled but complied.

For half an hour they waited. The pistol shot, even from inside the building, came as a loud report.

Hagadorn was not listed as a casualty of the epidemic. Nor did his sacrifice stop it.

CHAPTER NINETEEN

TWO DAYS AFTER Philadelphia's Liberty Loan parade, Wilmer Krusen had issued that somber statement, that the epidemic in the civilian population "was assuming the type found in naval stations and cantonments."

Influenza was indeed exploding in the city. Within seventy-two hours after the parade, every single bed in each of the city's thirty-one hospitals was filled. And people began dying. Hospitals began refusing to accept patients—with nurses turning down \$100 bribes—without a doctor's or a police order. Yet people queued up to get in. One woman remembered her neighbors going "to the closest hospital, the Pennsylvania Hospital at 5th and Lombard but when they got there there were lines and no doctors available and no medicine available. So they went home, those that were strong enough."

Medical care was making little difference anyway. Mary Tullidge, daughter of Dr. George Tullidge, died twenty-four hours after her first symptoms. Alice Wolowitz, a student nurse at Mount Sinai Hospital, began her shift in the morning, felt sick, and was dead twelve hours later.

On October 1, the third day after the parade, the epidemic killed more than one hundred people—117—in a single day. That number would double, triple, quadruple, quintuple, sextuple. Soon the daily death toll from influenza alone would exceed the city's average *weekly* death toll from all causes—all illnesses, all accidents, all criminal acts combined.

On October 3, only five days after Krusen had let the parade proceed, he banned all public meetings in the city—including, finally, further Liberty Loan gatherings—and closed all churches, schools, theaters. Even public funerals were prohibited. Only one public gathering place was allowed to remain open: the saloon, the key constituency of the Vare machine. The next day the state health commissioner closed them.

The first temporary facility to care for the sick was set up at Holmesburg, the city's poorhouse. It was called "Emergency Hospital #1" the Board of Health knew more would follow. Its five hundred beds were filled in a day. Ultimately there would be twelve similar large hospitals run

with city help, three of them located in converted Republican Clubs in South Philadelphia. It was where people had always gone for help.

In ten days—*ten days!*—the epidemic had exploded from a few hundred civilian cases and one or two deaths a day to hundreds of thousands ill and hundreds of deaths each day.

Federal, municipal, and state courts closed. Giant placards everywhere warned the public to avoid crowds and use handkerchiefs when sneezing or coughing. Other placards read “Spitting equals death.” People who spat on the street were arrested—sixty in a single day. The newspapers reported the arrests—even while continuing to minimize the epidemic. Physicians were themselves dying, three one day, two another, four the next. The newspapers reported those deaths—on inside pages with other obituaries—even while continuing to minimize the epidemic. Health and city workers wore masks constantly.

What should I do? people wondered, with dread. *How long will it go on?* Each day people discovered that friends and neighbors who had been perfectly healthy a week—or a day—earlier were dead.

And city authorities and newspapers continued to minimize the danger. The *Public Ledger* claimed nonsensically that Krusen’s order banning all public gatherings was not “a public health measure” and reiterated, “There is no cause for panic or alarm.”

On October 5, doctors reported that 254 people died that day from the epidemic, and the papers quoted public health authorities as saying, “The peak of the influenza epidemic has been reached.” When 289 Philadelphians died the next day, the papers said, “Believing that the peak of the epidemic has passed, health officials are confident.”

In each of the next two days more than three hundred people died, and again Krusen announced, “These deaths mark the high water mark in the fatalities, and it is fair to assume that from this time until the epidemic is crushed the death rate will constantly be lowered.”

The next day 428 people died, and the daily death toll would keep climbing for many days yet—approaching double even that figure.

Krusen said, “Don’t get frightened or panic stricken over exaggerated reports.”

But Krusen’s reassurances no longer reassured.

One could not listen to Paul Lewis speak on any subject and not sense the depth of his knowledge and his ability to see into a problem, envision possible solutions and understand their ramifications. Other scientists in the city did not defer to him, but they looked to him.

He had been working on this problem for three weeks now. He hardly ever left his laboratory. Nor did his assistants, except for the ones who fell ill. Every scientist in Philadelphia was spending every waking minute in the laboratory as well.

The laboratory was his favorite place anyway, more even than home. Normally, everything in his work gave him peace; the laboratory gave him peace, including the mysteries that he embraced. He settled into them like a man casting off into an impenetrable ocean fog, a fog that made one feel both alone in and part of the world.

But this work did not give him peace. It wasn't the pressure exactly. It was that the pressure forced him off rhythm, forced him to abandon the scientific process. He developed a hypothesis and focused on it, but the shorthand process by which he arrived at it made him uncomfortable.

So did hearing the news of the deaths. The youth and vitality and promise of the dead horrified. The waste of their promise horrified. He worked harder.

Arthur Eissinger, president and "honor man" of Penn's class of 1918, died. Dudley Perkins, a Swarthmore football hero, died. Nearly two-thirds of the dead were under forty.

It was a common practice in 1918 for people to hang a piece of crepe on the door to mark a death in the house. There was crepe everywhere. "If it was a young person they'd put a white crepe at the door," recalled Anna Milani. "If it was a middle-aged person, they'd put a black crepe, and if it was an elderly one, they put a grey crepe at the door signifying who died. We were children and we were excited to find out who died next and we were looking at the door, there was another crepe and another door."

There was always another door. "People were dying like flies," Clifford Adams said. "On Spring Garden Street, looked like every other house had crepe over the door. People was dead there."

Anna Lavin was at Mount Sinai Hospital: "My uncle died there.... My aunt died first. Their son was thirteen.... A lot of young people, just

married, they were the first to die.”

But the most terrifying aspect of the epidemic was the piling up of bodies. Undertakers, themselves sick, were overwhelmed. They had no place to put bodies. Gravediggers either were sick or refused to bury influenza victims. The director of the city jail offered to have prisoners dig graves, then rescinded the offer because he had no healthy guards to watch them. With no gravediggers bodies could not be buried. Undertakers’ work areas were overflowing, they stacked caskets in halls, in their living quarters—many lived above their businesses.

Then undertakers ran short of coffins. The few coffins available suddenly became priceless. Michael Donohue’s family operated a funeral home: “We had caskets stacked up outside the funeral home. We had to have guards kept on them because people were stealing the caskets.... You’d equate that to grave robbing.”

There were soon no caskets left to steal. Louise Apurchase remembered most vividly the lack of coffins: “A neighbor boy about seven or eight died and they used to just pick you up and wrap you up in a sheet and put you in a patrol wagon. So the mother and father *screaming*, ‘Let me get a macaroni box’ [for a coffin]—macaroni, any kind of pasta, used to come in this box, about 20 pounds of macaroni fit in it—‘please please let me put him in the macaroni box, don’t take him away like that....’”

Clifford Adams remembered “bodies stacked up...stacked up out to be buried.... They couldn’t bury them.” The bodies backed up more and more, backed up in the houses, were put outside on porches.

The city morgue had room for thirty-six bodies. Two hundred were stacked there. The stench was terrible; doors and windows were thrown open. No more bodies could fit. Bodies lay in homes where they died, as they died, often with bloody liquid seeping from the nostrils or mouths. Families covered the bodies in ice; even so the bodies began to putrefy and stink. Tenements had no porches; few had fire escapes. Families closed off rooms where a body lay, but a closed door could not close out the knowledge and the horror of what lay behind the door. In much of the city, a city more short of housing than New York, people had no room that could be closed off. Corpses were wrapped in sheets, pushed into corners, left there sometimes for days, the horror of it sinking in deeper each hour, people too sick to cook for themselves, too sick to clean themselves, too sick to move the corpse off the bed, lying alive on the same bed with the

corpse. The dead lay there for days, while the living lived with them, were horrified by them, and, perhaps most horribly, became accustomed to them.

Symptoms were terrifying. Blood poured from noses, ears, eye sockets; some victims lay in agony; delirium took others away while living.

Routinely two people in a single family would die. Three deaths in a family were not uncommon. Sometimes a family suffered even more. David Sword lived at 2802 Jackson Street. On October 5 the sixth member of his family died of influenza, while the *North American* reported that three other family members in the hospital “may also die of the plague.”

The plague. In the streets people had been whispering the word. The word slipped, somehow, once, by accident, into that newspaper. The “morale” issue, the self-censorship, the intent by editors to put every piece of news in the most positive possible context, all meant that no newspaper used that word again. Yet people did not need newspapers to speak of the Black Death. Some bodies were turning almost black. People had seen them, and they had lost faith in what they read anyway. One young medical student called in to treat hundreds of patients recalled, “The cyanosis reached an intensity that I have never seen since. Indeed the rumor got about that the Black Death had returned.” The newspapers quoted Dr. Raymond Leopold, sounding reasonable: “There is abundant reason for such a rumor.... It is true that many bodies have assumed a dark hue and have given off a pronounced odor after death.” But he gave his assurance, “There is no truth in the black plague assertion.”

He was of course correct. But how many trusted the newspapers anymore? And even if the Black Death had not come, a plague had and, with it, so had terror.

The war had come home.

Long before Hagadorn’s suicide, long before the marchers in Philadelphia began to parade down the city streets, influenza had seeded itself along the edges of the nation.

On September 4 it had reached New Orleans, with the three seamen—who soon died—carried to the hospital off the *Harold Walker* from Boston. On September 7 it had reached the Great Lakes Naval Training Station, with sailors transferred from Boston. In the next few days ports and naval facilities on the Atlantic and Gulf Coasts—in Newport, New London,

Norfolk, Mobile, and Biloxi—also reported this new influenza. On September 17, 1918, “the extensive prevalence of an influenza-like disease” was reported in Petersburg, Virginia, outside Camp Lee. That same day, the several hundred sailors who had departed Philadelphia earlier for Puget Sound arrived; eleven men had to be carried from the ship on stretchers to a hospital, bringing the new virus to the Pacific.

The virus had spanned the country, establishing itself on the Atlantic, in the Gulf, on the Pacific, on the Great Lakes. It had not immediately erupted in epidemic form, but it had seeded itself. Then the seeds began to sprout into flowers of flame.

The virus followed rail and river into the interior of the continent, from New Orleans up the Mississippi River into the body of the nation, from Seattle to the East, from the Great Lakes training station to Chicago and from there along the railroad lines in many directions. From each original locus fingers reached out, unevenly, like sparks shooting out, often jumping over closer points to farther ones—from Boston to Newport, for example, and only then reaching backward to fill in Brockton and Providence and places in between.

On September 28, when the Liberty Loan paraders marched through Philadelphia streets, there were as yet only seven cases reported in Los Angeles, two in San Francisco. But the virus would get there soon enough.

In Philadelphia meanwhile fear came and stayed. Death could come from anyone, anytime. People moved away from others on the sidewalk, avoided conversation; if they did speak, they turned their faces away to avoid the other person’s breathing. People became isolated, increasing the fear.

The impossibility of getting help compounded the isolation. Eight hundred fifty Philadelphia doctors and more nurses were away in the military. More than that number were sick. Philadelphia General Hospital had 126 nurses. Despite all precautions, despite wearing surgical masks and gowns, eight doctors and fifty-four nurses—43 percent of the staff—themselves required hospitalization. Ten nurses at this single hospital died. The Board of Health pleaded for help from retired nurses and doctors if they remembered “even a little” of their profession.

When a nurse or doctor or policeman did actually come, they wore their ghostly surgical masks, and people fled them. In every home where

someone was ill, people wondered if the person would die. And someone was ill in every home.

Philadelphia had five medical schools. Each one dismissed its classes, and third- and fourth-year students manned emergency hospitals being set up in schools and empty buildings all over the city. The Philadelphia College of Pharmacy closed as well, sending its students out to help druggists.

Before University of Pennsylvania medical students went out to man the hospitals, they listened to a lecture from Alfred Stengel, the expert on infectious diseases who had treated the crew of the *City of Exeter* what seemed so long ago. Stengel reviewed dozens of ideas that had been advanced in medical journals. Gargles of various disinfectants. Drugs. Immune sera. Typhoid vaccine. Diphtheria antitoxin. But Stengel's message was simple: *This doesn't work. That doesn't work. Nothing worked.*

"His suggestion for treatment was negative," Isaac Starr, one of those Penn students, who became an internationally known cardiologist, recalled. "He had no confidence in any of the remedies that had been proposed."

Stengel was correct. Nothing they were yet doing worked. Starr went to Emergency Hospital #2 at Eighteenth and Cherry Streets. He did have help, if it could be called that, from an elderly physician who had not practiced in years and who brought Starr into touch with the worst of heroic medicine. Starr wouldn't forget that, the ancient arts of purging, of venesection, the ancient art of opening a patient's vein. But for the most part he and the other students elsewhere were on their own, with little help even from nurses, who were so desperately needed that in each of ten emergency hospitals supplied by the Red Cross only a single qualified nurse was available to oversee whatever women came as volunteers. And often the volunteers reported for their duty once and, from either fear or exhaustion, did not come again.

Starr had charge of an entire floor of an emergency hospital. He thought at first his patients had "what appeared to be a minor illness...with fever but little else. Unhappily the clinical features of many soon changed." Most striking again was the cyanosis, his patients sometimes turning almost black. "After gasping for several hours they became delirious and incontinent, and many died struggling to clear their airways of a blood-tinged froth that sometimes gushed from their nose and mouth."

Nearly one-quarter of all the patients in his hospital died *each day*. Starr would go home, and when he returned the next day, he would find that between one-quarter and one-fifth of the patients in the hospital had died, replaced by new ones.

Literally hundreds of thousands of people in Philadelphia were falling ill. Virtually all of them, along with their friends and relatives, were terrified that, no matter how mild the symptoms seemed at first, within them moved an alien force, a seething, spreading infection, a live thing with a will that was taking over their bodies—and could be killing them. And those who moved about them feared—feared both for the victims and for themselves.

The city was frozen with fear, frozen quite literally into stillness. Starr lived twelve miles from the hospital, in Chestnut Hill. The streets were silent on his drive home, silent. They were so silent he took to counting the cars he saw. One night he saw no cars at all. He thought, “The life of the city had almost stopped.”

Part VI

THE PESTILENCE

CHAPTER TWENTY

THIS WAS INFLUENZA, only influenza.

This new influenza virus, like most new influenza viruses, spread rapidly and widely. As a modern epidemiologist already quoted has observed, *Influenza is a special instance among infectious diseases. This virus is transmitted so effectively that it exhausts the supply of susceptible hosts.* This meant that the virus sickened tens of millions of people in the United States—in many cities more than half of all families had at least one victim ill with influenza; in San Antonio the virus made more than half the entire population ill—and hundreds of millions across the world.

But this was influenza, only influenza. The overwhelming majority of victims got well. They endured, sometimes a mild attack and sometimes a severe one, and they recovered.

The virus passed through this vast majority in the same way influenza viruses usually did. Victims had an extremely unpleasant several days (the unpleasantness multiplied by terror that they would develop serious complications) and then recovered within ten days. The course of the disease in these millions actually convinced the medical profession that this was indeed only influenza.

But in a minority of cases, and not just in a tiny minority, the virus manifested itself in an influenza that did not follow normal patterns, that was unlike any influenza ever reported, that followed a course so different from the usual one for the disease that Welch himself had initially feared some new kind of infection or plague. If Welch feared it, those who suffered with the disease were terrified by it.

Generally in the Western world, the virus demonstrated extreme virulence or led to pneumonia in from 10 to 20 percent of all cases. In the United States, this translated into two to three million cases. In other parts of the world, chiefly in isolated areas where people had rarely been exposed to influenza viruses—in Eskimo settlements of Alaska, in jungle villages of Africa, in islands of the Pacific—the virus demonstrated extreme virulence in far more than 20 percent of cases. These numbers most likely translate

into several hundred million severe cases around the world in a world with a population less than one-third that of today.

This was still influenza, only influenza. The most common symptoms then as now are well known. The mucosal membranes in the nose, pharynx, and throat become inflamed. The conjunctiva, the delicate membrane that lines the eyelids, becomes inflamed. Victims suffer headache, body aches, fever, often complete exhaustion, cough. As one leading clinician observed in 1918, the disease was “ushered in by two groups of symptoms: in the first place the constitutional reactions of an acute febrile disease—headache, general aching, chills, fever, malaise, prostration, anorexia, nausea or vomiting; and in the second place, symptoms referable to an intense congestion of the mucous membranes of the nose, pharynx, larynx, trachea, and upper respiratory tract in general, and of the conjunctivae.” Another noted, “The disease began with absolute exhaustion and chill, fever, headache, conjunctivitis, pain in back and limbs, flushing of face.... Cough was often constant. Upper air passages were clogged.” A third reported, “In nonfatal cases...the temperature ranged from 100 to 103F. Nonfatal cases usually recovered after an illness of about a week.”

Then there were the cases in which the virus struck with violence.

To those who suffered a violent attack, there was often pain, terrific pain, and the pain could come almost anywhere. The disease also separated them, pushed them into a solitary and concentrated place.

In Philadelphia, Clifford Adams said, “I didn’t think about anything.... I got to the point where I didn’t care if I died or not. I just felt like that all my life was nothing but when I breathe.”

Bill Sardo in Washington, D.C., recalled, “I wasn’t expected to live, just like everybody else that had gotten it.... You were sick as a dog and you weren’t in a coma but you were in a condition that at the height of the crisis you weren’t thinking normally and you weren’t reacting normally, you sort of had delusions.”

In Lincoln, Illinois, William Maxwell felt “time was a blur as I was lying in that little upstairs room and I...had no sense of day or night, I felt sick and hollow inside and I knew from telephone calls my aunt had, I knew enough to be alarmed about my mother.... I heard her say, ‘Will, oh no,’

and then, ‘if you want me to...’ The tears ran down her face so she didn’t need to tell me.”

Josey Brown fell ill working as a nurse at the Great Lakes Naval Training Station and her “heart was racing so hard and pounding that it was going to jump out” of her chest and with terrible fevers she was “shaking so badly that the ice would rattle and would shake the chart attached to the end of the bed.”

Harvey Cushing, Halsted’s protégé who had already attained prominence himself but had yet to make his full reputation, served in France. On October 8, 1918, he wrote in his journal, “Something has happened to my hind legs and I wobble like a tabetic”—someone suffering from a long and wasting illness, like a person with AIDS who needs a cane—“and can’t feel the floor when I unsteadily get up in the morning.... So this is the sequence of the grippe. We may perhaps thank it for helping us win the war if it really hit the German Army thus hard [during their offensive].” In his case what seemed to be the complications were largely neurological. On October 31, after spending three weeks in bed with headache, double vision, and numbness of both legs, he observed, “It’s a curious business, unquestionably still progressing...with considerable muscular wasting.... I have a vague sense of familiarity with the sensation—as if I had met [it] somewhere in a dream.” Four days later: “My hands now have caught up with my feet—so numb and clumsy that shaving’s a danger and buttoning laborious. When the periphery is thus affected the brain too is benumbed and awkward.”

Cushing would never fully recover.

And across the lines lay Rudolph Binding, a German officer, who described his illness as “something like typhoid, with ghastly symptoms of intestinal poisoning.” For weeks he was “in the grip of the fever. Some days I am quite free; then again a weakness overcomes me so that I can barely drag myself in a cold perspiration onto my bed and blankets. Then pain, so that I don’t care whether I am alive or dead.”

Katherine Anne Porter was a reporter then, on the *Rocky Mountain News*. Her fiancé, a young officer, died. He caught the disease nursing her, and she, too, was expected to die. Her colleagues set her obituary in type. She lived. In *Pale Horse, Pale Rider* she described her movement toward death: “She lay on a narrow ledge over a pit she knew to be bottomless... and soft carefully shaped words like oblivion and eternity are curtains hung

before nothing at all.... Her mind tottered and slithered again, broke from its foundation and spun like a cast wheel in a ditch.... She sank easily through deeps and deeps of darkness until she lay like a stone at the farthest bottom of life, knowing herself to be blind, deaf, speechless, no longer aware of the members of her own body, entirely withdrawn from all human concerns, yet alive with a peculiar lucidity and coherence; all notions of the mind, all ties of blood and the desires of the heart, dissolved and fell away from her, and there remained of her only a minute fiercely burning particle of being that knew itself alone, that relied upon nothing beyond itself for its strength; not susceptible to any appeal or inducement, being itself composed entirely of one single motive, the stubborn will to live. This fiery motionless particle set itself unaided to resist destruction, to survive and to be in its own madness of being, motiveless and planless beyond that one essential end.”

Then, as she climbed back from that depth, “Pain returned, a terrible compelling pain running through her veins like heavy fire, the stench of corruption filled her nostrils, the sweetish sickening smell of rotting flesh and pus; she opened her eyes and saw pale light through a coarse white cloth over her face, knew that the smell of death was in her own body, and struggled to lift her hand.”

These victims came with an extraordinary array of symptoms, symptoms either previously unknown entirely in influenza or experienced with previously unknown intensity. Initially, physicians, good physicians, intelligent physicians searching for a disease that fitted the clues before them—and influenza did not fit the clues—routinely misdiagnosed the disease.

Patients would writhe from agonizing pain in their joints. Doctors would diagnose dengue, also called “breakbone fever.”

Patients would suffer extreme fever and chills, shuddering, shivering, then huddling under blankets. Doctors would diagnose malaria.

Dr. Henry Berg at New York City’s Willard Parker Hospital—across the street from William Park’s laboratory—worried that the patients’ complaints of “a burning pain above the diaphragm” meant cholera. Noted another doctor, “Many had vomiting; some became tender over the abdomen indicating an intra-abdominal condition.”

In Paris, while some physicians also diagnosed cholera or dysentery, others interpreted the intensity and location of headache pain as typhoid. Deep into the epidemic Parisian physicians still remained reluctant to diagnose influenza. In Spain public health officials also declared that the complications were due to “typhoid,” which was “general throughout Spain.”

But neither typhoid nor cholera, neither dengue nor yellow fever, neither plague nor tuberculosis, neither diphtheria nor dysentery, could account for other symptoms. No known disease could.

In *Proceedings of the Royal Society of Medicine*, a British physician noted “one thing I have never seen before—namely the occurrence of subcutaneous emphysema”—pockets of air accumulating just beneath the skin—“beginning in the neck and spreading sometimes over the whole body.”

Those pockets of air leaking through ruptured lungs made patients crackle when they were rolled onto their sides. One navy nurse later compared the sound to a bowl of rice crispies, and the memory of that sound was so vivid to her that for the rest of her life she could not tolerate being around anyone who was eating rice crispies.

Extreme earaches were common. One physician observed that otitis media—inflammation of the middle ear marked by pain, fever, and dizziness—“developed with surprising rapidity, and rupture of the drum membrane was observed at times in a few hours after the onset of pain.” Another wrote, “Otitis media reported in 41 cases. Otologists on duty day and night and did immediate paracentesis [insertion of a needle to remove fluid] on all bulging eardrums....” Another: “Discharge of pus from the external ear was noted. At autopsy practically every case showed otitis media with perforation.... This destructive action on the drum seems to me to be similar to the destructive action on the tissues of the lung.”

The headaches throbbed deep in the skull, victims feeling as if their heads would literally split open, as if a sledgehammer were driving a wedge not into the head but from inside the head out. The pain seemed to locate particularly behind the eye orbit and could be nearly unbearable when patients moved their eyes. There were areas of lost vision, areas where the normal frame of sight went black. Some paralysis of ocular muscles was frequently recorded, and German medical literature noted eye involvement with special frequency, sometimes in 25 percent of influenza cases.

The ability to smell was affected, sometimes for weeks. Rarer complications included acute—even fatal—renal failure. Reye’s syndrome attacked the liver. An army summary later stated simply, “The symptoms were of exceeding variety as to severity and kind.”

It was not only death but these symptoms that spread the terror.

This was influenza, only influenza. Yet to a layperson at home, to a wife caring for a husband, to a father caring for a child, to a brother caring for a sister, symptoms unlike anything they had seen terrified. And the symptoms terrified a Boy Scout delivering food to an incapacitated family; they terrified a policeman who entered an apartment to find a tenant dead or dying; they terrified a man who volunteered his car as an ambulance. The symptoms chilled laypeople, chilled them with winds of fear.

The world looked black. Cyanosis turned it black. Patients might have few other symptoms at first, but if nurses and doctors noted cyanosis they began to treat such patients as terminal, as the walking dead. If the cyanosis became extreme, death was certain. And cyanosis was common. One physician reported, “Intense cyanosis was a striking phenomenon. The lips, ears, nose, cheeks, tongue, conjunctivae, fingers, and sometimes the entire body partook of a dusky, leaden hue.” And another: “Many patients exhibited upon admission a strikingly intense cyanosis, especially noticeable in the lips. This was not the dusky pallid blueness that one is accustomed to in a failing pneumonia, but rather [a] deep blueness.” And a third: “In cases with bilateral lesions the cyanosis was marked, even to an indigo blue color.... The pallor was of particularly bad prognostic import.”

Then there was the blood, blood pouring from the body. To see blood trickle, and in some cases spurt, from someone’s nose, mouth, even from the ears or around the eyes, had to terrify. Terrifying as the bleeding was, it did not mean death, but even to physicians, even to those accustomed to thinking of the body as a machine and to trying to understand the disease process, symptoms like these previously unassociated with influenza had to be unsettling. For when the virus turned violent, blood was everywhere.*

In U.S. Army cantonments, from 5 percent to 15 percent of all men hospitalized suffered from epistaxis—bleeding from the nose—as with hemorrhagic viruses such as Ebola. There are many reports that blood sometimes spurted from the nose with enough power to travel several feet.

Doctors had no explanation for these symptoms. They could only report them.

“15% suffered from epistaxis....” “In about one-half the cases a foamy, blood-stained liquid ran from the nose and mouth when the head was lowered....” “Epistaxis occurs in a considerable number of cases, in one person a pint of bright red blood gushing from the nostrils....” “A striking feature in the early stages of these cases was a bleeding from some portion of the body.... Six cases vomited blood; one died from loss of blood from this cause.”

What was this?

“One of the most striking of the complications was hemorrhage from mucous membranes, especially from the nose, stomach, and intestine. Bleeding from the ears and petechial hemorrhages in the skin also occurred.”

One German investigator recorded “hemorrhages occurring in different parts of the interior of the eye” with great frequency. An American pathologist noted: “Fifty cases of subconjunctival hemorrhage [bleeding from the lining of the eye] were counted. Twelve had a true hemoptysis, bright red blood with no admixture of mucus.... Three cases had intestinal hemorrhage....”

“Female patients had a hemorrhagic vaginal discharge which was at first considered to be coincident menstruation, but later was interpreted as hemorrhage from the uterine mucosa.”

What was this?

Never did the virus cause only a single symptom. The chief diagnostician in the New York City Health Department summarized, “Cases with intense pain look and act like cases of dengue...hemorrhage from nose or bronchi.... Expectoration is usually profuse and may be blood-stained... paresis or paralysis of either cerebral or spinal origin...impairment of motion may be severe or mild, permanent or temporary...physical and mental depression. Intense and protracted prostration led to hysteria, melancholia, and insanity with suicidal intent.”

The impact on the mental state of the victims would be one of the most widely noted sequelae.

During the course of the epidemic, 47 percent of all deaths in the United States, nearly half of all those who died from all causes combined—from cancer, from heart disease, from stroke, from tuberculosis, from accidents, from suicide, from murder, and from all other causes—resulted from influenza and its complications. And it killed enough to depress the average life expectancy in the United States by more than ten years.

Some of those who died from influenza and pneumonia would have died if no epidemic had occurred. Pneumonia was after all the leading cause of death. So the key figure is actually the “excess death” toll. Investigators today believe that in the United States the 1918–19 epidemic caused an excess death toll of about 675,000 people. The nation then had a population between 105 and 110 million, compared to 285 million in 2004. So a comparable figure today would be approximately 1,750,000 deaths.

And there was something even beyond the gross numbers that gave the 1918 influenza pandemic terrifying immediacy, brought it into every home, brought it into homes with the most life.

Influenza almost always selects the weakest in a society to kill, the very young and the very old. It kills opportunistically, like a bully. It almost always allows the most vigorous, the most healthy, to escape, including young adults as a group. Pneumonia was even known as “the old man’s friend” for killing particularly the elderly, and doing so in a relatively painless and peaceful fashion that even allowed time to say good-bye.

There was no such grace about influenza in 1918. It killed the young and strong. Studies worldwide all found the same thing. Young adults, the healthiest and strongest part of the population, were the most likely to die. Those with the most to live for—the robust, the fit, the hearty, the ones raising young sons and daughters—those were the ones who died.

In South African cities, those between the ages of twenty and forty accounted for 60 percent of the deaths. In Chicago the deaths among those aged twenty to forty almost quintupled deaths of those aged forty-one to sixty. A Swiss physician “saw no severe case in anyone over 50.” In the “registration area” of the United States—those states and cities that kept reliable statistics—breaking the population into five-year increments, the single greatest number of deaths occurred in men and women aged twenty-five to twenty-nine, the second-greatest number in those aged thirty to thirty-four, the third-greatest in those aged twenty to twenty-four. And more

people died in *each* of those five-year groups than the total deaths among *all* those over age sixty.

Graphs that correlate mortality rates and age in influenza outbreaks always—always, that is, except for 1918–19—start out with a peak representing infant deaths, then fall into a valley, then rise again, with a second peak representing people somewhere past sixty-five or so. With mortality on the vertical and age on the horizontal, a graph of the dead would look like a U.

But 1918 was different. Infants did die then in large numbers, and so did the elderly. But in 1918 the great spike came in the middle. In 1918 an age graph of the dead would look like a W.

It is a graph that tells a story of utter tragedy. Even at the front in France, Harvey Cushing recognized this tragedy and called the victims “doubly dead in that they died so young.”

In the American military alone, influenza-related deaths totaled just over the number of Americans killed in combat in Vietnam. One in every sixty-seven soldiers in the army died of influenza and its complications, nearly all of them in a ten-week period beginning in mid-September.

But influenza of course did not kill only men in the military. In the United States it killed fifteen times as many civilians as military. And among young adults still another demographic stood out. Those most vulnerable of all to influenza, those most likely of the most likely to die, were pregnant women. As far back as the year 1557, observers connected influenza with miscarriage and the death of pregnant women. In thirteen studies of hospitalized pregnant women during the 1918 pandemic, the death rate ranged from 23 percent to 71 percent. Of the pregnant women who survived, 26 percent lost the child. And these women were the most likely group to already have other children, so an unknown but enormous number of children lost their mothers.

The most pregnant word in science is “interesting.” It suggests something new, puzzling, and potentially significant. Welch had asked Burt Wolbach, the brilliant chief pathologist at the great Boston hospital known as “the Brigham,” to investigate the Devens cases. Wolbach called it “the most interesting pathological experience I have ever had.”

The epidemiology of this pandemic was *interesting*. The unusual symptoms were *interesting*. And the autopsies—and some symptoms revealed themselves only in autopsy—were *interesting*. The damage this virus caused and its epidemiology presented a deep mystery. An explanation would come—but not for decades.

In the meantime this influenza, for it was after all only influenza, left almost no internal organ untouched. Another distinguished pathologist noted that the brain showed “marked hyperemia”—blood flooding the brain, probably because of an out-of-control inflammatory response—adding, “the convolutions of the brain were flattened and the brain tissues were noticeably dry.”

The virus inflamed or affected the pericardium—the sac of tissue and fluid that protects the heart—and the heart muscle itself, noted others. The heart was also often “relaxed and flabby, offering strong contrast to the firm, contracted left ventricle nearly always present in post-mortem in patients dying from lobar pneumonia.”

The amount of damage to the kidneys varied but at least some damage “occurred in nearly every case.” The liver was sometimes damaged. The adrenal glands suffered “necrotic areas, frank hemorrhage, and occasionally abscesses.... When not involved in the hemorrhagic process they usually showed considerable congestion.”

Muscles along the rib cage were torn apart both by internal toxic processes and by the external stress of coughing, and in many other muscles pathologists noted “necrosis,” or “waxy degeneration.”

Even the testes showed “very striking changes...encountered in nearly every case.... It was difficult to understand why such severe toxic lesions of the muscle and the testis should occur....”

And, finally, came the lungs.

Physicians had seen lungs in such condition. But those lungs had not come from pneumonia patients. Only one known disease—a particularly virulent form of bubonic plague called pneumonic plague, which kills approximately 90 percent of its victims—ripped the lungs apart in the way this disease did. So did weapons in war.

An army physician concluded, “The only comparable findings are those of pneumonic plague and those seen in acute death from toxic gas.”

Seventy years after the pandemic, Edwin Kilbourne, a highly respected scientist who has spent much of his life studying influenza, confirmed this

observation, stating that the condition of the lungs was “unusual in other viral respiratory infections and is reminiscent of lesions seen following inhalation of poison gas.”

But the cause was not poison gas, and it was not pneumonic plague. It was only influenza.

CHAPTER TWENTY-ONE

IN 1918 IN PARTICULAR, influenza struck so suddenly that many victims could remember the precise instant they knew they were sick, so suddenly that throughout the world reports were common of people who toppled off horses, collapsed on the sidewalk.

Death itself could come so fast. Charles-Edward Winslow, a prominent epidemiologist and professor at Yale, noted, “We have had a number of cases where people were perfectly healthy and died within twelve hours.” The *Journal of the American Medical Association* carried reports of death within hours: “One robust person showed the first symptom at 4:00 P.M. and died by 10:00 A.M.” In *The Plague of the Spanish Lady: The Influenza Pandemic of 1918-1919*, writer Richard Collier recounted this: In Rio de Janeiro, a man asked medical student Ciro Viera Da Cunha, who was waiting for a streetcar, for information in a perfectly normal voice, then fell down, dead; in Cape Town, South Africa, Charles Lewis boarded a streetcar for a three-mile trip home when the conductor collapsed, dead. In the next three miles six people aboard the streetcar died, including the driver.

Lewis stepped off the streetcar and walked home.

It was the lungs that had attracted attention from pathologists first. Physicians and pathologists had many times seen lungs of those dead of pneumonia. Many of the deaths from influenzal pneumonia did look like these normal pneumonias. And the later in the epidemic a victim died, the higher was the percentage of autopsy findings that resembled normal pneumonia, bacterial pneumonia.

Those who died very quickly, a day or even less after the first symptoms, however, most likely died of an overwhelming and massive invasion of the virus itself. The virus destroyed enough cells in the lung to block the exchange of oxygen. This alone was unusual and puzzling. But the lungs of the men and women who died two days, three days, four days

after the first symptom of influenza bore no resemblance to normal pneumonias at all. They were more unusual, more puzzling.

In April a Chicago pathologist had sent lung-tissue samples to the head of a research institute and asked him “to look over it as a new disease.” British pathologists in France had commented on strange autopsy findings in the spring. Capps had mentioned unusual findings in the lungs to Welch, Cole, and other members of the inspection party in June. The lungs Welch himself had seen in the Devens autopsy room had made him fear that the disease was a new one.

The respiratory tract serves a single purpose: to transfer oxygen from the air into red blood cells. One can picture the entire system as an inverted oak tree. The trachea—the windpipe—carries air from the outside world into the lungs and is the equivalent of the tree trunk. This trunk then divides into two great branches, each called a “primary bronchus,” which carry oxygen into the right and left lungs. Each primary bronchus subdivides into smaller and smaller bronchi, smaller branches, as they enter the lungs until they become “bronchioles.” (Bronchi have cartilage, which helps give the lung a kind of architectural structure; bronchioles do not have cartilage.)

Each lung itself subdivides into lobes—the right lung has three, the left only two. The lobes subdivide into a total of nineteen smaller pockets. Within these pockets, sprouting like leaves from the smaller bronchi and the bronchioles, are clusters of tiny sacs called alveoli. They are much like tiny but porous balloons, and the average person has 300 million of them. The alveoli play a role comparable to that which leaves play in photosynthesis. In the alveoli, the actual transfer of oxygen into the blood takes place.

The right side of the heart pumps blood without oxygen into the lungs, where it passes into capillaries, the smallest blood vessels, so small that individual blood cells often move in single file. Capillaries surround the alveoli, and oxygen molecules slip through the membrane of the alveolar tissue and attach to the hemoglobin of the red blood cells as they circulate past them. After picking up oxygen, the blood returns to the left side of the heart, where it is pumped through arteries throughout the body. (The body’s entire blood supply moves through the lungs each minute.)

In arteries, red blood cells carry oxygen and are bright red; in veins, such as those visible on one’s wrist, the same cells without oxygen are bluish. When the lungs fail to oxygenate the blood, part of the body, and in some cases the entire body, can turn blue, causing cyanosis. Lack of

oxygen, if extended for any length of time, damages and ultimately kills other organs in the body.

Healthy lung tissue is light, spongy, and porous, much lighter than water, and a good insulator of sound. A physician percussing the chest of a healthy patient will hear little. When normal lung tissue is manipulated, it “crepitates”: as the air in the alveoli escapes, it makes a crackling noise similar to rubbing hairs together.

A congested lung sounds different from a healthy one: solid tissue conducts breathing sounds to the chest wall, so someone listening can hear “rales,” crackling or wheezing sounds (although it can also sound either dull or hyperresonant). If the congestion is dense enough and widespread enough the lung is “consolidated.”

In bronchopneumonia, bacteria—and many kinds of bacteria can do this—invade the alveoli themselves. Immune-system cells follow them there, and so do antibodies, fluid, and other proteins and enzymes. An infected alveolus becomes dense with this material, which prevents it from transferring oxygen to the blood. This “consolidation” appears in patches surrounding the bronchi, and the infection is usually fairly localized.

In lobar pneumonia, entire lobes become consolidated and transformed into a liverlike mass—hence the word “hepatization” to describe it. A hepatized lobe can turn various colors depending on the stage of disease; grey hepatization, for example, indicates that various kinds of white blood cells have poured into the lung to fight an infection. A diseased lung also includes the detritus of dissolved cells, along with various proteins such as fibrin and collagen that are part of the body’s efforts to repair damage. (These repair efforts can cause their own problems. “Fibrosis” occurs when too much fibrin interferes with the normal functioning of the lung.)

Roughly two-thirds of all bacterial pneumonias and an even higher percentage of lobar pneumonias are caused by a single group of bacteria, the various subtypes of the pneumococcus. (The pneumococcus is also the second leading cause of meningitis.) A virulent pneumococcus can spread through an entire lobe within a matter of hours. Even today, in 20 to 30 percent of the cases of lobar pneumonia, bacteria also spread through the blood to infect other areas of the body, and many victims still die. Some cyanosis is not unusual in lobar pneumonia, but most of the lung often still looks normal.

In 1918 pathologists did see at autopsy the normal devastation of the lungs caused by the usual lobar and bronchopneumonias. But the lungs from those who died quickly during the pandemic, the lungs that so confused even Welch, those lungs were different. Said one pathologist, “Physical signs were confusing. Typical consolidation was seldom found.” And another: “The old classification by distribution of the lesions was inappropriate.” And another: “Essentially toxic damage to alveolar walls and exudation of blood and fluid. Very little evidence of bacterial action could be found in some of these cases.”

At a discussion reported in the *Journal of the American Medical Association*, several pathologists concurred, “The pathological picture was striking, and was unlike any type of pneumonia ordinarily seen in this country.... The lung lesions, complex and variable, struck one as being quite different in character to anything one had met with at all commonly in the thousands of autopsies one had performed during the last 20 years.”

Normally when the lungs are removed they collapse like deflated balloons. Not now. Now they were full, but not of air. In bacterial pneumonias, normally the infection rages inside the alveoli, inside the tiny sacs. In 1918, while the alveoli were also sometimes invaded, the spaces between the alveoli were filled. This space, which makes up the bulk of the volume of the lung, was filled with the debris of destroyed cells and with every element of the immune system, from enzymes to white blood cells. And it was filled with blood.

One more observer concluded that “the acute death” he saw evidence of in the lungs “is a lesion which does not occur in other types of pulmonary infection. In influenza it is the lesion of characterization.”

Victims’ lungs were being ripped apart as a result of, in effect, collateral damage from the attack of the immune system on the virus. Since the respiratory tract must allow outside air to pass into the innermost recesses of the body, it is extremely well defended. The lungs became the battleground between the invaders and the immune system. Nothing was left standing on that battleground.

The immune system begins its defense far in advance of the lungs, with enzymes in saliva that destroy some pathogens (including HIV, which makes its home in most bodily fluids, but not in saliva, where enzymes kill

it). Then it raises physical obstacles, such as nasal hairs that filter out large particles and sharp turns in the throat that force inhaled air to collide with the sides of breathing passageways.

Mucus lines these passageways and traps organisms and irritants. Underneath the layer of mucus lies a blanket of “epithelial cells,” and from their surfaces extend “cilia,” akin to tiny hairs which, like tiny oars, sweep upward continuously at from 1,000 to 1,500 beats a minute. This sweeping motion moves foreign organisms away from places they can lodge and launch an infection, and up to the larynx. If something does gain a foothold in the upper respiratory tract, the body first tries to flush it out with more fluid—hence the typical runny nose—and then expel it with coughs and sneezes.

These defenses are as physical as raising an arm to block a punch and do no damage to the lungs. Even if the body overreacts, this usually does no serious harm, although an increased volume of mucus blocks air passages and makes breathing more difficult. (In allergies these same symptoms occur because the immune system does overreact.)

There are more aggressive defenses. Macrophages and “natural killer” cells—two kinds of white blood cells that seek and destroy all foreign invaders, unlike other elements of the immune system that only attack a specific threat—patrol the entire respiratory tract and lungs. Cells in the respiratory tract secrete enzymes that attack bacteria and some viruses (including influenza) or block them from attaching to tissue beneath the mucus, and these secretions also bring more white cells and antibacterial enzymes into a counterattack; if a virus is the invader, white blood cells also secrete interferon, which can block viral infection.

All these defenses work so well that the lungs themselves, although directly exposed to outside air, are normally sterile.

But when the lungs do become infected, other defenses, lethal and violent defenses, come into play. For the immune system is at its core a killing machine. It targets infecting organisms, attacks with a complex arsenal of weapons—some of them savage weapons—and neutralizes or kills the invader.

The balance, however, between kill and overkill, response and overresponse, is a delicate one. The immune system can behave like a SWAT team that kills the hostage along with the hostage taker, or the army that destroys the village to save it.

In 1918 especially, this question of balance played a crucial role in the war between virus and immune system, and between life and death. The virus was often so efficient at invading the lungs that the immune system had to mount a massive response to it. What was killing young adults a few days after the first symptom was not the virus. The killer was the massive immune response itself.

The virus attaches itself normally to epithelial cells, which line the entire respiratory tract like insulation in a tube all the way to the alveoli. Within fifteen minutes after influenza viruses invade the body, their hemagglutinin spikes begin binding with the sialic-acid receptors on these cells. One after another these spikes attach to the receptors, each one a grappling hook binding the virus tighter and tighter to the cell. Generally about ten hours after the virus invades a cell, the cell bursts open, releasing between 1,000 and 10,000 viruses capable of infecting other cells. At even the lowest reproduction rate—1,000 times 1,000 times 1,000, and so on—one can easily understand how a victim could feel perfectly healthy one moment and collapse the next, just as the fifth or sixth generation of viruses matures and infects cells.

Meanwhile, the virus is also attacking the immune system directly, undermining the body's ability to protect itself; the virus inhibits the release of interferon, and interferon is usually the first weapon the body employs to fight viral infection. In 1918 the ability to inhibit the immune system was so obvious that researchers, even while overwhelmed by the pandemic, noticed that influenza victims had weakened immune responses to other stimuli; they used objective tests to prove it.

Even mild influenza viruses can utterly and entirely denude the upper respiratory tract of epithelial cells, leaving it bare, stripping the throat raw. (The repair process begins within a few days but takes weeks.)

Once an infection gains a foothold, the immune system responds initially with inflammation. The immune system can inflame at the site of an infection, causing the redness, heat, and swelling there, or it can inflame the entire body through fever, or both.

The actual process of inflammation involves the release by certain white blood cells of proteins called "cytokines." There are many kinds of white cells; several kinds attack invading organisms, while other "helper" cells

manage attacks, and still others produce antibodies. There are even more kinds of cytokines. Some cytokines attack invaders directly, such as interferon, which attacks viruses. Some act as messengers carrying orders. Macrophages, for example, release “GM-CSF,” which stands for “granulocyte-macrophage colony-stimulating factor” GM-CSF stimulates the production in the bone marrow of more macrophages as well as granulocytes, another kind of white blood cell. Some cytokines also carry messages to parts of the body not normally considered belonging to the immune system; several cytokines can affect the hypothalamus, which acts like the body’s thermostat. When these cytokines bind to receptors in the hypothalamus, body temperature goes up; the entire body becomes inflamed. (Fever is part of the immune response; some pathogens do not grow well at higher temperatures.) In influenza, fever routinely climbs to 103, and can go higher.

But cytokines themselves also have toxic effects. The typical symptoms of influenza outside the respiratory tract, the headache and body ache, are caused not by the virus but by cytokines. A side effect of cytokines’ stimulating the bone marrow to make more white cells, for instance, is likely what aches in the bone.

Cytokines can cause more serious and permanent damage as well. “Tumor necrosis factor,” to give one example, is a cytokine that gets its name from its ability to kill cancer cells—tumors exposed to TNF in the laboratory simply melt away; it also helps raise body temperature and stimulates antibody production. But TNF is extraordinarily lethal, and not just to diseased cells. It can destroy healthy ones as well. In fact, it can kill the entire body. TNF is a toxin and a major cause of toxic shock syndrome, and it is not the only toxic cytokine.

Routinely, the body fights off the influenza virus before it gains a solid foothold in the lungs themselves. But in 1918 the virus often succeeded in infecting epithelial cells not only in the upper respiratory tract but all the way down the respiratory tract into the innermost sanctuaries of the lungs, into the epithelial cells of the alveoli. This was viral pneumonia.

The immune system followed the virus into the lungs and there waged war. In this war the immune system held nothing back. It used all its weapons. And it killed. It killed particularly with “killer T cells,” a white blood cell that targets the body’s own cells when they are infected with a

virus, and it killed with what is sometimes referred to as a “cytokine storm,” a massive attack using every lethal weapon the body possesses.

The same capillaries that moved blood past the alveoli delivered this attack. The capillaries dilated, pouring out fluid, every kind of white blood cell, antibodies, other elements of the immune system, and cytokines into the lung. Then these cytokines and other enzymes virtually obliterated the capillaries. Even more fluid poured into the lung. The cells that line the alveoli were damaged, if they survived the virus itself. Pink glassy membranes, called hyaline membranes, formed on the insides of the alveoli. Once these membranes formed, “surfactant”—a slippery, soap-like protein that reduces surface tension and eases the transfer of oxygen into red blood cells—disappeared from the alveoli. More blood flooded the lungs. The body started producing fiberlike connective tissue. Areas of the lung became enmeshed in cell debris, fibrin, collagen, and other materials. Proteins and fluid filled the space between cells.

Macfarlane Burnet, the Nobel laureate, described what was happening inside the lungs: “acute inflammatory injection...very rapid necrosis of most of the epithelial lining of the bronchial tree down to and especially involving the smallest bronchioles.... Essentially toxic damage to alveolar walls and exudation of blood and fluid...[C]ontinued exudation of fluid in areas where blocking of smaller bronchi had occurred would produce eventually airless regions.”

The immune system changes with age. Young adults have the strongest immune system in the population, most capable of mounting a massive immune response. Normally that makes them the healthiest element of the population. Under certain conditions, however, that very strength becomes a weakness.

In 1918 the immune systems of young adults mounted massive responses to the virus. That immune response filled the lungs with fluid and debris, making it impossible for the exchange of oxygen to take place. The immune response killed.

The influenza outbreak in 1997 in Hong Kong, when a new virus jumped from chickens to humans, killed only six people and it did not adapt to man. More than a million chickens were slaughtered to prevent that from happening, and the outbreak has been much studied. In autopsies pathologists noticed extremely high cytokine levels, discovered even that the bone marrow, lymphoid tissue, spleen—all involved in the immune

response—and other organs were themselves under attack from an immune system turned renegade. They believed that this proved “syndrome [was] not previously described with influenza.” In fact, investigators in 1918 had seen the same thing.

This was still influenza, only influenza.

In the 1970s physicians began to recognize a pathological process in the lungs that could have many causes but, once the process began, looked the same and received the same treatment. They called it ARDS, which stands for Acute Respiratory Distress Syndrome. Almost anything that puts extreme stress on the lung can cause ARDS: near drowning, smoke inhalation, inhaling toxic fumes (or poison gas)...or influenzal viral pneumonia. Doctors today looking at pathology reports of lungs in 1918 would immediately designate the condition as ARDS.

One pulmonary expert describes ARDS as “a burn inside the lungs.” It is a virtual scorching of lung tissue. When viral pneumonia causes the condition, the immune system toxins designed to destroy invaders are what, in effect, flame in the lung, scorching the tissue.

Whatever the causes of ARDS, even today there is no way of stopping the process of disintegration in the lung once it begins. The only care is supportive, keeping the victim alive until he or she can recover. This requires all the technology of modern intensive care units. Still, even with the best modern care, even with for example dramatically more efficient and effective administration of oxygen than in 1918, the mortality rate for ARDS patients in different studies ranges from 40 to 60 percent. Without intensive care—and hospitals have few beds in intensive-care units—the mortality rate would approach 100 percent.

(In 2003 a new coronavirus that causes SARS, “Severe Acute Respiratory Syndrome,” appeared in China and quickly spread around the world. Coronaviruses cause an estimated 15 to 30 percent of all colds and, like the influenza virus, infect epithelial cells. When the coronavirus that causes SARS does kill, it often kills through ARDS, although since the virus replicates much more slowly than influenza, death from ARDS can come several weeks after the first symptoms.)

In ARDS, death can come from many causes. Organs outside the lungs fail because they get too little oxygen. The lungs can so fill with fluid that

the right ventricle of the heart cannot empty it so the victim drowns. The strain of trying to pump blood out of the lung can cause heart failure. Or the victim can simply die from exhaustion: he or she must breathe so rapidly to get enough oxygen that muscles become exhausted. Breathing just stops.

ARDS by no means accounts for all the influenza deaths in 1918 and 1919, or even for a majority of them. It explains only those who died in a few days, and it explains why so many young healthy people died. Although influenza almost certainly killed some people in ways that had little to do with the lungs—for example, someone whose already weak heart could not stand the additional strain of fighting the disease—the overwhelming majority of non-ARDS deaths came from bacterial pneumonias.

The destruction of the epithelial cells eliminated the sweeping action that clears so much of the respiratory tract of bacteria, and the virus damaged or exhausted other parts of the immune system as well. That gave the normal bacterial flora of the mouth unimpeded entry into the lungs. Recent research also suggests that the neuraminidase on the influenza virus makes it easier for some bacteria to attach to lung tissue, creating a lethal synergy between the virus and these bacteria. And in the lungs, the bacteria began to grow.

Bacterial pneumonias developed a week, two weeks, three weeks after someone came down with influenza, including even a seemingly mild case of influenza. Often influenza victims seemed to recover, even returned to work, then suddenly collapsed again with bacterial pneumonia.

It is impossible to know what percentage of the dead were killed by a viral pneumonia and ARDS and how many died from bacterial pneumonias. Generally speaking, epidemiologists and historians who have written about this pandemic have assumed that the overwhelming majority of deaths came from secondary invaders, from bacterial pneumonias that can be fought with antibiotics.

The conclusion of the army's pneumonia commission, however, is chilling in terms of implications for today. This commission, comprised of half a dozen of the finest scientists in America, both conducted autopsies and reviewed pathology reports of others; it found signs of what would today be called ARDS in almost half the autopsies. A separate study limited to the pathology of the disease, conducted by Milton Winternitz, a Welch

protégé and later dean of the Yale Medical School, reached the same conclusion.

That overstates the proportion of victims who died from ARDS—in effect from influenzal viral pneumonia—because the army study looked only at deaths among soldiers, men who were young and otherwise healthy, the group most likely to have been killed by their own immune systems. In the total population, viral pneumonias and ARDS would not account for as high a percentage of the deaths. Most deaths almost certainly did come from secondary bacterial infections, but probably not quite so many as has been assumed. That should, however, be small comfort for those who worry about the next influenza pandemic.

The 1957 pandemic struck in the golden age of antibiotics, but even then just 25 percent of the fatalities had viral pneumonia only; three-quarters of the deaths came from complications, generally bacterial pneumonia. Since then bacterial resistance has become a major problem in medicine. Today the mortality rate for a bacterial pneumonia following influenza is still roughly 7 percent, and in some parts of the United States, 35 percent of pneumococcal infections are resistant to the antibiotic of choice. When staphylococcus aureus, a bacterium that has become particularly troubling in hospitals because of its resistance to antibiotics, is the secondary invader, the death rate—today—rises to as high as 42 percent. That is higher than the general death rate from bacterial pneumonias in 1918.

Part VII

THE RACE

CHAPTER TWENTY-TWO

NATURE CHOSE to rage in 1918, and it chose the form of the influenza virus in which to do it. This meant that nature first crept upon the world in familiar, almost comic, form. It came in masquerade. Then it pulled down its mask and showed its fleshless bone.

Then, as the pathogen spread from cantonments to cities, as it spread within cities, as it moved from city to town to village to farmhouse, medical science began moving as well. It began its own race against the pathogen, moving more rapidly and with more purpose than it ever had.

Scientists did not presume to think that they would or could control this rage of nature. But they did not abandon their search for ways to control the damage of this rage. They still tried to save lives.

Worldwide their struggle, their race, commenced. In the United States that struggle would be fought by Welch, Gorgas, Cole, and their colleagues, as well as by the institutions they had built and the men and women they had trained. Neither these institutions nor these men and women had ever been tested like this. They had never imagined they would be tested like this. But any possibility of affecting the course of the disease lay in their hands.

To save lives they needed the answer to at least one of three questions. It was possible that even a single rough approximation of an answer would give them enough knowledge to intervene, to interrupt the disease at some critical juncture. But it was also possible they could learn detailed answers to all three questions and still remain helpless, utterly helpless.

First, they needed to understand the epidemiology of influenza, how it behaved and spread. Scientists had already learned to control cholera, typhoid, yellow fever, malaria, bubonic plague, and other diseases by understanding their epidemiology even before developing either a vaccine or cure.

Second, they needed to learn its pathology, what it did within the body, the precise course of the disease. That too might allow them to intervene in some way that saved lives.

Third, they needed to know what the pathogen was, what microorganism caused influenza. This could allow them to find a way to stimulate the immune system to prevent or cure the disease. It was also conceivable that even without knowing the precise cause, they could develop a serum or vaccine.

The easiest question to answer for influenza was its epidemiology. Although some respected investigators still believed in the miasma theory—they thought influenza spread too fast for person-to-person contact to account for it—most believed correctly it was an airborne pathogen. Breathing it in could cause the disease. They did not know the exact, precise details, that for example when the virus floats in the air it can infect someone else for anywhere from an hour to a day after it is exhaled (the lower the humidity, the longer the virus survives). But they did know that it was “a crowd disease,” spread most easily in crowds.

They also had an accurate estimate that someone with influenza “sheds” the virus—can infect others—usually from the third to the sixth day after he or she is infected.

They also believed, correctly, that people could catch influenza not only by inhaling it but by hand-to-mouth or -nose contact. They rightly thought, for instance, that a sick person could cover his mouth with his hand when he coughed, then several hours later shake hands, and the second person could then rub his chin in thought or touch his nose or stick a piece of candy in his mouth and infect himself. Similarly, someone sick could cough into a hand, touch a hard surface such as a doorknob, and spread it to someone else who turns the doorknob and later brings a hand to face. (In fact, the virus can remain infectious on a hard surface for up to two days.)

Knowledge of influenza’s epidemiology, then, was of little use. Only ruthless isolation and quarantine could affect its course. No scientist and no public health official had the political power to take such action. Some local authorities might take some action, but no national figure could. Even within the army Gorgas’s urgent and desperate calls to end the transfer of troops were ignored.

Scientists were also learning too well about the pathology of the disease and its natural course. They were learning chiefly that they could do almost

nothing to intervene in serious cases, in the cases that progressed to viral pneumonia and ARDS; even administering oxygen seemed to have no effect.

They believed they could, however, possibly save lives if they could prevent or treat the slower moving pneumonias caused by what they were fairly quickly suspecting to be secondary invaders. Some preventive measures involved only giving proper guidance, such as to rest in bed after influenza infection, or giving good care, which was becoming more and more impossible as the numbers of the sick rose, as nurses and doctors themselves succumbed.

But if they could find the pathogen... They had tools, they could manipulate the immune system, they could prevent and cure some pneumonias—including the most common pneumonias. The conquest of bacterial pneumonias seemed tantalizingly within the reach of science, tantalizingly at the very edge of scientists' reach—or just beyond it. If they could just find the pathogen...

All the energies of science rose to that challenge.

William Welch himself would not rise to it. From Camp Devens he had returned directly to Baltimore, neither stopping in New York City nor going on to report to the surgeon general's office in Washington. Others could perform that duty, and on the phone he had said what he had to say.

In the meantime Welch wasn't feeling very well. No doubt he tried to shrug off the discomfort. He had, after all, had an exceedingly difficult trip. Just before going to Devens he, Cole, and Vaughan had concluded their latest round of camp inspections and had just begun to relax for a few days in Asheville, North Carolina. He had even contemplated resigning his commission. Then they had been abruptly ordered to the surgeon general's office on a Sunday, gone straight on to Devens, and there discovered this terrible disease.

So he had every reason to be tired and out of sorts. Likely he told himself something akin to that. The rattling of the train would have disturbed him, exacerbating the first signs of a headache. Large a man as he was, he had difficulty getting comfortable on a train anyway.

But as the train moved south he felt worse and worse, perhaps suffering a sudden violent headache and an unproductive cough, cough in which

nothing came up, and certainly with a fever. He would have looked at himself clinically, objectively, and made a correct diagnosis. He had influenza.

No record exists of his precise clinical course. All of Baltimore, all of the East Coast, was erupting in flames. The virus struck the Hopkins itself so hard that the university closed its hospital to all but its own staff and students. Three Hopkins medical students, three Hopkins nurses, and three Hopkins doctors would die.

Welch did not go to the hospital. Almost seventy years old, forty years older than those who were dying in the greatest numbers, having just left the horror at Devens and knowing the enormous strain on and therefore the likely poor care even at the Hopkins facility, he later said, “I could not have dreamed of going to a hospital at that time.”

Instead, he went to bed immediately in his own rooms, and stayed there. He knew better than to push himself now: pushing oneself after infection with this disease could easily open the path for a secondary invader to kill. After ten days in bed at home, when he felt well enough to travel at all, to recuperate more he withdrew entirely to his beloved Hotel Dennis in Atlantic City, the odd tacky place that was his haven.

In the midst of the chaos that was everywhere, he returned to this familiar place that gave him comfort. What had he always liked about it? Perhaps the life that roared through it. Quiet resorts bored him: he described Mohonk, a mountain resort ninety miles above New York City, as “a kind of twin-lakes-resort with Miss Dares sitting in rockers on the broad piazza,... where it seems as if nine o’clock will never come so that one could go decently to bed...[C]olored neckties are not allowed.” But Atlantic City! and “the most terrifying, miraculous, blood-curdling affair called the Flip-flap railroad...just built on a long pier out over the ocean...[Y]ou go down from a height of about 75 feet...with the head down and the feet up, so that you would drop out of the car, if it was not for the tremendous speed. As you go round the circle the effect is indescribable.... Crowds stand around and say they would not try it for \$1000.”

Yes, the life that roared through Atlantic City—the young men and women and their frolicking, the sensuality of sweat and surf and salt, the vibrancy and thrust of flesh about the ocean and boardwalk, all that—made one feel as if one were not merely observing but partaking. But now Atlantic City was quiet. It was October, off-season, the resorts quiet. And

here, as everywhere, was influenza. Here, as everywhere, there was a shortage of doctors, a shortage of nurses, a shortage of hospitals, a shortage of coffins, its schools closed, its places of public amusement closed, its Flip-flap railroad closed.

He stayed in bed for several more weeks, recuperating. The disease, he told his nephew, “seems to have localized itself in my intestinal, rather than the respiratory tract, which is probably fortunate.” He also insisted that his nephew, later a U.S. senator, make certain if any symptoms of influenza appeared at all in his family that the victim stay in bed “until the temperature has been normal for three days.”

He had planned to attend a meeting on the disease at the Rockefeller Institute, but almost two weeks after arriving in Atlantic City, a month after first becoming ill, he canceled; he had not recovered enough to attend. He would play no further role in medical science for the course of the epidemic. He would not participate in the search for a solution. He had of course done no laboratory work in years, but he had often proved an extraordinarily useful conduit, knowing everyone and everything, a cross-pollinator recognizing how the work of one investigator might complement the work of another, and directly or indirectly putting the two in touch. Now he would not play even that role.

Coincidentally, both Flexner and Gorgas arrived in Europe on unrelated business just as influenza erupted in America. The generation who had transformed American medicine had withdrawn from the race. If anything was to be done in the nature of a scientific breakthrough, their spiritual descendants would do the doing.

Welch had left Massachusetts with Burt Wolbach performing more autopsies, Milton Rosenau already beginning experiments on human volunteers, and Oswald Avery beginning bacteriological investigations. Other outstanding scientists had also already engaged this problem—William Park and Anna Williams in New York, Paul Lewis in Philadelphia, Preston Kyes in Chicago, and others. If the country was lucky, very lucky indeed, one of them might find something soon enough to help.

For all the urgency, investigators could not allow themselves to be panicked into a disorderly approach. Disorder would lead nowhere. They began with what they knew and with what they could do.

They could kill pathogens outside the body. An assortment of chemicals could disinfect a room, or clothes, and they knew precisely the amount of chemicals needed and the duration of exposure necessary to fumigate a room. They knew how to disinfect instruments and materials. They knew how to grow bacteria, and how to stain bacteria to make them visible under microscopes. They knew that what Ehrlich called “magic bullets” existed that could kill infectious pathogens, and they even had started down the right pathways to find them.

Yet in the midst of crisis, with death everywhere, none of that knowledge was useful. Fumigation and disinfecting required too much labor to work on a mass scale, and finding a magic bullet required discovering more unknowns than was then possible. Investigators quickly recognized they would get no help from *materia medica*.

Medicine had, however, if not entirely mastered at least knew how to use one tool: the immune system itself.

Investigators understood the basic principles of the immune system. They knew how to manipulate those principles to prevent and cure some diseases. They knew how to grow and weaken or strengthen bacteria in the laboratory, and how to stimulate an immune response in an animal. They knew how to make vaccines, and they knew how to make antiserum.

They also understood the specificity of the immune system. Vaccines and antisera work only against the specific etiological agent, the specific pathogen or toxin causing the disease. Few investigators cared how elegant their experiments were as friends, families, and colleagues fell ill. But to have the best hope of protecting with a vaccine or curing with a serum, investigators needed to isolate the pathogen. They needed to answer a first question, the most important question—indeed, at this point the only question. What caused the disease?

Richard Pfeiffer believed he had found the answer to that question a quarter century earlier. One of Koch’s most brilliant disciples, scientific director of the Institute for Infectious Disease in Berlin, and a general in the German army, he was sixty years old in 1918 and by then had become somewhat imperious. Over his career he had addressed some of the great questions of medicine, and he had made enormous contributions. By any standard he was a giant.

During and after the 1889–90 influenza pandemic—with the exception of 1918–19, the most severe influenza pandemic in the last three centuries—he had searched for the cause. Carefully, painstakingly, he had isolated tiny, slender, rod-shaped bacteria with rounded ends, although they sometimes appeared in somewhat different forms, from people suffering from influenza. He often found the bacteria the sole organism present, and he found it in “astonishing numbers.”

This bacteria clearly had the ability to kill, although in animals the disease produced did not quite resemble human influenza. Thus, the evidence against it did not fulfill “Koch’s postulates.” But human pathogens often either do not sicken animals or cause different symptoms in them, and many pathogens are accepted as the cause of a disease without fully satisfying Koch’s postulates.

Pfeiffer was confident that he had found the cause of influenza. He even named the bacteria *Bacillus influenzae*. (Today this bacteria is called *Hemophilus influenzae*.)

Among scientists the bacteria quickly became known as “Pfeiffer’s bacillus,” and, given his deserved reputation, few doubted the validity of his discovery.

Certainty creates strength. Certainty gives one something upon which to lean. Uncertainty creates weakness. Uncertainty makes one tentative if not fearful, and tentative steps, even when in the right direction, may not overcome significant obstacles.

To be a scientist requires not only intelligence and curiosity, but passion, patience, creativity, self-sufficiency, and courage. It is not the courage to venture into the unknown. It is the courage to accept—indeed, embrace—uncertainty. For as Claude Bernard, the great French physiologist of the nineteenth century, said, “Science teaches us to doubt.”

A scientist must accept the fact that all his or her work, even beliefs, may break apart upon the sharp edge of a single laboratory finding. And just as Einstein refused to accept his own theory until his predictions were tested, one must seek out such findings. Ultimately a scientist has nothing to believe in but the process of inquiry. To move forcefully and aggressively even while uncertain requires a confidence and strength deeper than physical courage.

All real scientists exist on the frontier. Even the least ambitious among them deal with the unknown, if only one step beyond the known. The best among them move deep into a wilderness region where they know almost nothing, where the very tools and techniques needed to clear the wilderness, to bring order to it, do not exist. There they probe in a disciplined way. There a single step can take them through the looking glass into a world that seems entirely different, and if they are at least partly correct their probing acts like a crystal to precipitate an order out of chaos, to create form, structure, and direction. A single step can also take one off a cliff.

In the wilderness the scientist must create...*everything*. It is grunt work, tedious work that begins with figuring out what tools one needs and then making them. A shovel can dig up dirt but cannot penetrate rock. Would a pick then be best, or would dynamite be better—or would dynamite be too indiscriminately destructive? If the rock is impenetrable, if dynamite would destroy what one is looking for, is there another way of getting information about what the rock holds? There is a stream passing over the rock. Would analyzing the water after it passes over the rock reveal anything useful? How would one analyze it?

Ultimately, if the researcher succeeds, a flood of colleagues will pave roads over the path laid, and those roads will be orderly and straight, taking an investigator in minutes to a place the pioneer spent months or years looking for. And the perfect tool will be available for purchase, just as laboratory mice can now be ordered from supply houses.

Not all scientific investigators can deal comfortably with uncertainty, and those who can may not be creative enough to understand and design the experiments that will illuminate a subject—to know both where and how to look. Others may lack the confidence to persist. Experiments do not simply work. Regardless of design and preparation, experiments—especially at the beginning, when one proceeds by intelligent guesswork—rarely yield the results desired. An investigator must make them work. The less known, the more one has to manipulate and even force experiments to yield an answer.

Which raises another question: How does one know when one knows? In turn this leads to more practical questions: How does one know when to continue to push an experiment? And how does one know when to abandon a clue as a false trail?

No one interested in any truth will torture the data itself, ever. But a scientist can—and should—torture an experiment to get data, to get a result,

especially when investigating a new area. A scientist can—and should—seek any way to answer a question: if using mice and guinea pigs and rabbits does not provide a satisfactory answer, then trying dogs, pigs, cats, monkeys. And if one experiment shows a hint of a result, the slightest bump on a flat line of information, then a scientist designs the next experiment to focus on that bump, to create conditions more likely to get more bumps until they become either consistent and meaningful or demonstrate that the initial bump was mere random variation without meaning.

There are limits to such manipulation. Even under torture, nature will not lie, will not yield a consistent, reproducible result, unless it is true. But if tortured enough, nature will mislead; it will confess to something that is true only under special conditions—the conditions the investigator created in the laboratory. Its truth is then artificial, an experimental artifact.

One key to science is that work be *reproducible*. Someone in another laboratory doing the same experiment will get the same result. The result then is reliable enough that someone else can build upon it. The most damning condemnation is to dismiss a finding as “not reproducible.” That can call into question not only ability but on occasion ethics.

If a reproducible finding comes from torturing nature, however, it is not useful. To be useful a result must not only be reproducible, it must be... perhaps one should call it *expandable*. One must be able to enlarge it, explore it, learn more from it, use it as a foundation to build structures upon.

These things become easy to discern in hindsight. But how does one know when to persist, when to continue to try to make an experiment work, when to make adjustments—and when finally to abandon a line of thought as mistaken or incapable of solution with present techniques?

How does one know when to do either?

The question is one of judgment. For the distinguishing element in science is not intelligence but judgment. Or perhaps it is simply luck. George Sternberg did not pursue his discovery of the pneumococcus, and he did not pursue his discovery that white blood cells devoured bacteria. He did not because doing so would have deflected him from his unsuccessful pursuit of yellow fever. Given his abilities, had he focused on either of those other discoveries, his name would be well known instead of forgotten in the history of science.

Judgment is so difficult because a negative result does not mean that a hypothesis is wrong. Nor do ten negative results, nor do one hundred negative results. Ehrlich believed that magic bullets existed; chemical compounds could cure disease. His reasoning led him to try certain compounds against a certain infection. Ultimately he tried more than nine hundred chemical compounds. Each experiment began with hope. Each was performed meticulously. Each failed. Finally he found the compound that did work. The result was not only the first drug that could cure an infection; it confirmed a line of reasoning that led to thousands of investigators' following the same path.

How does one know when one knows? When one is on the edge one cannot know. One can only test.

Thomas Huxley advised, "Surely there is a time to submit to guidance and a time to take one's own way at all hazards."

Thomas Rivers was one of the young men from the Hopkins on the army's pneumonia commission. He would later—only a few years later—define the differences between viruses and bacteria, become one of the world's leading virologists, and succeed Cole as head of the Rockefeller Institute Hospital. He gave an example of the difficulty of knowing when one knows when he spoke of two Rockefeller colleagues, Albert Sabin and Peter Olitsky. As Rivers recalled, they "proved polio virus would grow only in nervous tissue. Elegant work, absolutely convincing. Everyone believed it."

Everyone believed it, that is, except John Enders. The virus Sabin and Olitsky were working with had been used in the laboratory so long that it had mutated. That particular virus *would* grow only in nervous tissue. Enders won a Nobel Prize for growing polio virus in other tissue, work that led directly to a polio vaccine. Sabin's career was hardly ruined by his error; he went on to develop the best polio vaccine. Olitsky did well, too. But had Enders pursued his intuition and been wrong, much of his own career would have been utterly wasted.

Richard Pfeiffer insisted he had discovered the cause, the etiological agent, of influenza. His confidence was so great he had even named it *Bacillus influenzae*. He had tremendous stature, half a rung below Pasteur, Koch, and Ehrlich. Surely his reputation stood higher than that of any American investigator before the war. Who would challenge him?

His reputation gave his finding tremendous weight. Around the world, many scientists believed it. Indeed, some accepted it as an axiom: without the bacteria there could be no influenza. “No influenza bacilli have been found in cases here,” wrote one European investigator. Therefore the disease was, he concluded, “not influenza.”

CHAPTER TWENTY-THREE

LABORATORIES EVERYWHERE had turned to influenza. Pasteur's protégé Émile Roux, one of those who had raced German competitors for a diphtheria antitoxin, directed the work at the Pasteur Institute. In Britain virtually everyone in Almroth Wright's laboratory worked on it, including Alexander Fleming, whose later discovery of penicillin he first applied to research on Pfeiffer's so-called influenza bacillus. In Germany, in Italy, even in revolution-torn Russia, desperate investigators searched for an answer.

But by the fall of 1918 these laboratories could function only on a far-reduced scale. Research had been cut back and focused on war, on poison gas or defending against it, on preventing infection of wounds, on ways to prevent diseases that incapacitated troops such as "trench fever," an infection related to typhus that was not serious in itself but had taken more troops out of the line any other disease. Laboratory animals had become unavailable; armies consumed them for testing poison gas and similar purposes. The war had also sucked into itself technicians and young researchers.

Laboratories in both Europe and the United States were affected, but Europeans suffered far more, with their work limited by shortages not only of people but of everything from coal for heat to money for petri dishes. At least those resources Americans had. And if the United States still lagged behind Europe in the number of investigators, it no longer lagged in the quality of investigators. The Rockefeller Institute had already become arguably the best research institute in the world; out of a mere handful of scientists working there then, one man had already won the Nobel Prize and two would win it. In the most relevant area of work, in pneumonia, the Rockefeller Institute had a clear lead over the rest of the world. And Rockefeller scientists were hardly the only Americans doing world-class work.

For Welch, Michigan's Victor Vaughan, Harvard's Charles Eliot, Penn's William Pepper, and the handful of colleagues who had pushed so hard for

change had succeeded. They had transformed American medical science. If that transformation had only just occurred, if it had only recently risen to the level of Europe, it also had the vitality that comes from recent conversion. And the nation at large was not so exhausted as Europe. It was not exhausted at all.

As influenza stretched its fingers across the country and began to crush out lives in its grip, virtually every serious medical scientist—and many simple physicians who considered themselves of scientific bent—began looking for a cure. They were determined to prove that science could indeed perform miracles.

Most of them, simply, were not good enough to address the problem with any hope of success. They tried anyway. Their attempt was heroic. It required not just scientific ability but physical courage. They moved among the dead and dying, reached swabs into mouths and nasal passages of the desperately ill, steeped themselves in blood in the autopsy room, dug deep into bodies, and struggled to grow from swabbings, blood, and tissue the pathogen that was killing more humans than any other in history.

A few of these investigators, possibly as few as a few dozen, were smart enough, creative enough, knowledgeable enough, skilled enough, and commanded enough resources that they were not on a fool's errand. They could confront this disease with at least the hope of success.

In Boston, Rosenau and Keegan continued to study the disease in the laboratory. The bulk of the army's pneumonia commission had been ordered to Camp Pike, Arkansas, where, even as Welch arrived at Devens, they began investigating "a new bronchopneumonia." The Rockefeller team whom Welch had brought to Devens headed back to New York, where they added Martha Wollstein, a respected bacteriologist also associated with the Rockefeller Institute, to the effort; she had studied the influenza bacillus since 1905. In Chicago at the Memorial Institute for Infectious Diseases, Ludwig Hektoen dove into the work. And at the Mayo Clinic, E. C. Rosenow did the same. The only civilian government research institution, the Public Health Service's Hygienic Laboratory and its director George McCoy joined in.

But of all those working on it in the United States, perhaps the most important were Oswald Avery at Rockefeller, William Park and Anna Williams at the New York City Department of Public Health, and Paul Lewis in Philadelphia.

Each of them brought a different style to the problem, a different method of doing science. For Park and Williams, the work would come as close to routine as something could be in the midst of such extreme crisis; their efforts would have no impact on their own lives in any personal sense, although they would help direct research on influenza down the path that ultimately yielded the right answer. For Avery the work would confirm him in a direction that he would follow for decades, decades first of enormous frustration but then of momentous discovery—in fact a discovery that opened the door to an entire universe even now just beginning to be explored. For Lewis, although he could not have known it, his work on influenza would mark a turning point in his own life, one that would lead to a great tragedy, for science, for his family, and for himself.

It was not a good time to confront a major new threat in the Bureau of Laboratories of the New York City Department of Public Health, the bureau Park ran and in which Williams worked. For they had a special problem: New York City politics.

On January 1, 1918, Tammany Hall reclaimed control of the city. Patronage came first. Hermann Biggs, the pioneer who had built the department, had left a year earlier to become state health commissioner; Biggs had been untouchable because he had treated a top Tammany leader who had protected the entire department during prior Tammany administrations. His successor was not untouchable. Mayor John Hylan replaced him two weeks after taking control. But most jobs in the Department of Health were not patronage positions, so to create vacancies Tammany began to smear the best municipal health department in the world. Soon Hylan demanded the firing of division chiefs and the removal of highly respected physicians on the advisory board.

Even the new Tammany-appointed health commissioner balked at that and resigned, leaving the department leaderless. The mayor was standing on the sidewalk outside City Hall when a crony introduced Royal Copeland to him, said he was a loyal Tammany man, and suggested the mayor name him the new health commissioner. But Copeland, dean of a homeopathic medical school, was not even an M.D.

Nonetheless the mayor agreed to appoint him. The three men then climbed the steps to his office, and Copeland was sworn in.

The best municipal public health department in the world was now run by a man with no belief in modern scientific medicine and whose ambitions were not in public health but in politics. If Tammany wanted vacancies to fill with loyalists, that is what he would give them. (Copeland once explained his loyalty to Tammany in simple terms: “Man is a social animal and cannot work without cooperation. Organization is a necessity and my organization is Tammany.” A few years later Tammany would repay his loyalty by carrying him to the United States Senate.) So he continued the machine’s efforts to disassemble the department. One of the best division heads was first threatened with criminal charges and when that failed he was hauled to a civil-service hearing on charges of “neglect of duty, inefficiency, and incompetency.”

Park had run the department’s laboratory division since 1893, had never involved himself in politics, and was himself untouchable. He continued to do excellent science in the midst of this turmoil; soon after Avery and Cole and others at Rockefeller developed their serum against Types I and II pneumococcus, Park developed a procedure for “typing” the pneumococcus so simple that any decent laboratory could perform it within thirty minutes, allowing nearly immediate use of the right serum for treatment.

But now he had to defend the department. He helped organize a defense, and the defense became national. Criticism rained down on Tammany from the city, the state, from Baltimore, Boston, Washington. Welch and nearly every major figure in medicine attacked Tammany. Rupert Blue, the head of the U.S. Public Health Service, publicly called upon the mayor to desist.

Tammany backed off, and Copeland embarked on a public relations campaign to repair the damage to himself and his “organization,” relying on patriotism to stifle criticism. By late summer the frenzy had died down, but what had been the best public health department in the world was demoralized. The internationally respected director of the Bureau of Public Health Education resigned. The deputy commissioner of health, in office twenty years, resigned, and the mayor replaced him with his personal physician.

On September 15, New York City’s first influenza death occurred. By then the disease had long since begun leaking out of the army and navy bases into the civilian population of Massachusetts.

In two polio epidemics in the preceding decade, public health officials had all but closed down the city. But now Copeland did nothing. Three days later, as hospitals began filling with influenza cases, he made influenza and pneumonia reportable diseases, while simultaneously stating that “other bronchial diseases and not the so-called Spanish influenza are said to be responsible for the illness of the majority of persons who were reported to be ill with influenza....”

A few days more and even Copeland could no longer deny reality. People could see disease all about them. Finally he imposed a quarantine on victims and warned, “The health department is prepared to compel patients who may be a menace to the community to go to hospitals.” He also assured all concerned “that the disease is not getting away from the control of the health department but is decreasing.”

Park knew better. As a student in Vienna in 1890 he had watched that influenza pandemic kill one of his professors and wrote, “We mourn for him and for ourselves.” And for several months now he and others in his laboratory had followed the progress of the disease. He was well aware of the transformation of the *City of Exeter* into a floating morgue and of serious cases in July and August on ships arriving in New York harbor. Those cases did one good thing: they relieved the laboratory of political pressure and allowed him and it to concentrate on work.

In late August he and Anna Williams began devoting all their energies to the disease. In mid-September they were called to Camp Upton in Long Island. The disease had just reached there, and few deaths had occurred—yet—but already a single barracks, filled with soldiers from Massachusetts, had two thousand cases.

Park and Williams had collaborated now for a quarter of a century, and they complemented each other perfectly. He was a quiet brown-eyed man with a somewhat reserved, even aristocratic, bearing. He had a claim to the social elite; his father’s ancestors arrived in America in 1630, his mother’s in 1640. He also felt a calling. Three great-aunts had been missionaries and were buried in Ceylon, a cousin to whom he was very close became a minister, and Park himself had considered becoming a medical missionary.

He had a serious purpose and curiosity per se did not drive that purpose. His seeking of knowledge in the laboratory served his purpose only to the

extent, as he saw it, that it served God's purpose. He donated his salary as professor of bacteriology at New York University to the laboratory, or at least into the hands of some of his professional workers who struggled on city salaries. He also involved himself directly with patients, often working the diphtheria wards at the city-run Willard Parker Hospital across the street from his laboratory. The hospital was a new, gleaming place, thirty-five iron bedsteads to each ward, with water closets and bathtubs of marble with porcelain lining, the polished hardwood floors washed every morning with a 1:1,000 solution of bichloride of mercury, the same solution in which patients themselves bathed at discharge and admission.

Methodical, somewhat stolid, he was a master bureaucrat in the best sense of the word; he had run the health department's Bureau of Laboratories for decades and had always looked for ways to make the system work. What drove him was the desire to bring laboratory research to patients. He was a pragmatist. Goethe observed that one searches where there is light. Some scientists try to create new light to shine on problems. Park was not one such; his forte was making exhaustive explorations with existing light.

It was his and Williams's work that had led to mass production of inexpensive diphtheria antitoxin. It was his work that had marked America's acceptance as a scientific equal of Europe, when that international conference had endorsed his views on tuberculosis over Koch's. His scientific papers were exact if not quite elegant, and he matched his precision with a deeply probing and careful mind.

It was that precision, and the missionary's sense of right and wrong, that had led to his public feud over meningitis serum a few years earlier with Simon Flexner and the Rockefeller Institute. In 1911 Park had created the Laboratory for Special Therapy and Investigation, at least in part to rival the Rockefeller Institute. He was a few years older now, but no mellowed. He and Flexner remained "pretty acid" about each other, noted one scientist who knew them both well, with "no love lost between them," but despite their animosity both of them cooperated with the other whenever called upon, and neither held back information.

(This openness was a far cry from the atmosphere at some other laboratories, including the Pasteur Institute. Pasteur himself had once advised a protégé not to share information with outsiders, saying, "Keep your cadavers to yourself." When Anna Williams visited there, she was

refused any information on a pneumonia antiserum until it was published, and also had to promise that after she left, she would say nothing about anything else she had seen until it was published. Even in publication Pasteur scientists did not tell everything. As Biggs wrote Park, “Marmorek has taught her how it’s done—it is secret of course. In the usual way, he omitted the essential thing in his article.”)

If Park was almost stolid, Anna Williams injected a certain wildness and creativity into the laboratory. She loved going up in airplanes with stunt fliers—a reckless act in pre-World War I airplanes—and loved sudden fast turns and out-of-control drops. She loved to drive and was always speeding; when traffic was stalled, she often simply pulled into the opposite side of the road and proceeded, and she had a string of traffic tickets to prove it. Once she took a mechanic’s course and decided to take her Buick engine apart—but failed to put it back together. In her diary she wrote, “From my earliest memories, I was one of those who wanted to go places. When I couldn’t go, I would have my dreams about going. And, such wild dreams were seldom conceived by any other child.”

Despite—or more likely because of—her wildness, she had established herself as the premier woman medical scientist in America. Her achievement came at a price.

She was unhappy. She was also lonely. At the age of forty-five, she wrote, “I was told today that it was quite pathetic that I had no one particular friend.” She and Park had worked together for decades but they maintained a careful distance. To her diary she confided, “There are degrees to everything, including friendship.... [T]here is no sentimentality about my friendships and little sentiment.” Religion gave her no relief. She wanted too much from it. She told herself that Jesus knew that his anguish was momentary and that in exchange he was going to save the world. “This knowledge...if we were sure, oh! what would we not be willing to undergo.” Of course she had no such knowledge. She could only recall “all the good things I have been taught...[and] act as if they were true.”

Yet in the end, although jealous of those who lived a normal life, she still preferred “discontent rather than happiness through lack of knowledge.” Instead she did content herself with the fact that “I have had thrills.” Analyzing herself, she confided in her diary that what mattered to her more were “love of knowledge,” “love of appreciation,” “love of winning,” “fear of ridicule,” and “power to do, to think new things.”

These were not Park's motives, but she and Park made a powerful combination. In science, at least, she had had thrills indeed.

She was fifty-five years old in 1918. Park was the same age. There were no thoughts of thrills on the long drive and rough roads from Manhattan to Camp Upton, even though Park indulged her and let her drive. At the camp the military doctors, knowing what was happening at Devens, begged for advice.

Park and Williams were experts on vaccine therapy. Even during the polio epidemics they had done excellent science, if only to prove the negative; Park had tried to develop but instead proved the ineffectiveness of several treatments. This time they felt hopeful; their work with streptococci and pneumococci, like that of the Rockefeller Institute's, was promising. But as yet Park and Williams had no advice to give; they could only swab the throats and nasal passages of the sick at Upton, return to their laboratory, and proceed from there.

They also got material from another source, which Williams never forgot. It was her first influenza autopsy; the body was that of, she later wrote, "a fine-looking youth from Texas" who shared her last name. She stood staring at his fine features wondering about him, wondering even if he was some distant relative, and noting, "Death occurring so quickly it left little or no marks of disease anywhere except for the lungs."

She could not have looked at his perfect form, perfect but for death, and not wondered just what the country was about to endure. The drive back to New York, the car filled with swabbings from mucosal membranes, sputum, and tissue samples of a mysterious and lethal disease, likely alternated between intense conversation and silence, conversation as they planned their experiments and silence knowing the silence of the laboratory that awaited them.

There was in fact nothing like Park's laboratory in the world. From outside on the street, Park could look up with pride on the six-story building, the floors of laboratories, knowing that his successes had built them. Entirely dedicated to diagnostic testing, production of sera and antitoxins, and medical research, his creation sat at the foot of East Sixteenth Street with the teeming wharfs of the East River just beyond.

Streetcars, horse-drawn carriages, and automobiles clattered past, and the smell of manure still mixed with that of gasoline and oil. There was all the sweat and ambition and failure and grit and money of New York City, all that made the city what it was and is.

Inside the building Park oversaw a virtual industry. More than two hundred workers reported to him, nearly half of them scientists or technicians in one laboratory or another, each one with lab tables laid out in horizontal rows, gas burners in virtually constant use on each table, glassware stacked on shelves above the tables as well as filling shelves along the walls, the rooms often hissing with steam and humidity from the autoclaves used to sterilize.

No other laboratory anywhere, not in any institute, not in any university, not sponsored by any government, not run by any pharmaceutical company, had the combination of scientific competence, epidemiological and public health expertise, and ability to carry out directed research—to focus all resources on one question and not be deflected from that search no matter how enticing or important a finding might be—intent on immediate practical results.

His laboratory could also function in extreme crisis. It had done so before: preventing outbreaks of cholera and typhoid, triumphing over diphtheria, helping in meningitis epidemics. It had done so not only in New York City but all over the country; when requested, Park had sent teams to fight outbreaks of disease elsewhere.

And one other ability made the department unique. If a solution was found, it could produce serum and vaccines in industrial quantities as quickly as—and of better quality than—any drug manufacturer in the world. Indeed, it had been so successful making antitoxins that drug makers and city physicians had combined to use all their political power to limit that production. But now Park could quickly gear back up. Because of the assignment to produce serum for the army, he had just quadrupled the number of horses he could infect and then bleed.

So it was not surprising that soon after Park returned from Camp Upton, he received a telegram from Richard Pearce, head of the National Research Council's section on medicine. Pearce was grabbing at any information he could get from the French, the British, even the Germans, and distributing it to investigators everywhere. He was also breaking the questions about influenza into pieces and asking each of a handful of investigators to focus

on a single piece. From Park he wanted to know “the nature of the agent causing the so-called Spanish influenza...[and] pure cultures of the causative organism if obtainable.... Will your lab undertake the necessary bacteriological studies and make reports as quickly as possible to the undersigned?”

Park instantly wired back, “Will undertake work.”

It was as if the laboratory had gone to war, and Park was confident of victory. As he reviewed every published and unpublished scrap of data on the disease from laboratories around the world, he was unimpressed and dismissed most of it with near contempt. Certain his lab could do better, believing that others’ sloppiness at least partly contributed to their failure to understand the disease, he laid extraordinarily ambitious plans. In addition to finding the pathogen, in addition to finding a vaccine or serum or both, in addition to producing that drug in huge quantities, in addition to communicating to others the precise procedures to follow so they could produce it, he intended still more. He intended to make the most thorough study of any disease outbreak ever, selecting a large sample of people and, as many of them inevitably became ill, monitoring them through the most sophisticated possible laboratory and epidemiological means. The workload would be enormous, but he believed that his department could handle it.

But within days, almost within hours, the disease began to overwhelm the department. Park had already compensated for the loss of labor to the war by analyzing every system and maximizing efficiency (installing, for example, a vacuum pump that in fifteen minutes could fill three thousand tubes with individual vaccine doses), and even changing accounting methods. But now, as influenza struck first one janitor or technician or scientist at a time, then four at a time, then fifteen at a time, the laboratory reeled. Not so long before, when the Health Department had tracked a typhus outbreak to ground, four of his workers had died of typhus—most likely from laboratory infection. Now people in Park’s own lab were again sick, some dying.

Influenza had humbled him, and quickly. He abandoned both his arrogance about the work of others and his own ambitious plans. Now he was trying to get just one thing right, the important thing. *What was the pathogen?*

Meanwhile, the world seemed to shift underfoot. To Park and Williams and to others in other laboratories racing to find an answer, it must have seemed as if they could see this great catastrophe approaching but had to remain frozen in place, all but incapable of doing anything to defeat or avoid it. It was almost as if one's foot were caught under rocks in a tidal pool while the tide came in—the water rising to the knees, to the waist, one sucking in a deep breath then doubling over to try to pry one's foot loose and straightening to feel the water at one's neck, the swell of a wave passing over one's head....

New York City was panicking, terrified.

By now Copeland was enforcing strict quarantines on all cases. There were literally hundreds of thousands of people sick simultaneously, many of them desperately sick. The death toll ultimately reached thirty-three thousand for New York City alone, and that understated the number considerably since statisticians later arbitrarily stopped counting people as victims of the epidemic even though people were still dying of the disease at epidemic rates—still dying months later at rates higher than anywhere else in the country.

It was impossible to get a doctor, and perhaps more impossible to get a nurse. Reports came in that nurses were being held by force in the homes of patients too frightened and desperate to allow them to leave. Nurses were literally being kidnapped. It did not seem possible to put more pressure on the laboratory. Yet more pressure came.

The pressure pushed Park to abandon more than his ambitious plans. He had always been meticulous, had never compromised, had built much of his scientific reputation on exposing the flawed work of others, always moving forward carefully, basing his own experiments upon well-established premises and with as few assumptions as possible. “On the basis of experimental facts,” he had always said, “we are justified in...”

Now Park had no leisure for justification. If he was to have any impact on the course of the epidemic he would have to guess—and guess right. So those in his laboratory would, he reported, “study closely only the more dominant types that were demonstrated by our procedure.... We recognized

that our methods...did not take into account...heretofore undescribed organisms that might have an etiologic relationship to these infections.”

The laboratory had only two constants. One was an endless supply of samples, of swabbings, blood, sputum, and urine from live patients and organs from the dead. “We had plenty of material, I am sorry to say,” Williams observed laconically.

And they had their routine. Only the need to keep to discipline saved the laboratory from utter chaos. There was nothing even faintly exciting about this work; it was pure tedium, and pure boredom. And yet every step involved contact with something that could kill, and every step involved passion. Technicians took sputum samples from patients in the hospital and immediately—they could not wait even an hour, or bacteria from the patient’s mouth could penetrate into the sputum and contaminate it—began working with it. The steps began with “washing”: placing each small lump of balled mucus in a bottle of sterile water, removing it and repeating the process five times, then breaking up the mucus, washing it more, passing a platinum loop—a thin circle of platinum, like something one uses to blow bubbles—through it to transfer it to a test tube, taking another loop and repeating the step half a dozen times. Each step took time, time while people died, but they had no choice. They needed each step, needed to dilute the bacteria to prevent too many colonies from growing in the same medium. Then they took more time, more steps, isolating each of these growths.

Everything mattered. The most tedious tasks mattered. Washing glassware mattered. Contaminated glassware could ruin an experiment, waste time, cost lives. In the course of this work, 220,488 test tubes, bottles, and flasks would be sterilized. Everything mattered, and yet no one knew who would report to work each day, who would not—and who would suddenly be carried across the street to the hospital—and if someone failed to come into work it was nearly impossible to keep track of such simple jobs as removing growing cultures from incubators.

There were dozens of ways to grow bacteria but often only one way to grow a particular kind. Some grow only without oxygen, others only with it in plentiful supply. Some require alkaline media, others acid. Some are extremely delicate, others stable.

Every step, every attempt to grow the pathogen, meant effort, and effort meant time. Every hour incubating a culture meant time. They did not have

time.

Four days after accepting the task from Pearce, Park wired, “The only results so far that are of real importance have been obtained in two fatal cases, one a man coming from Brooklyn Navy Yard and one a doctor from the naval hospital in Boston. Both developed an acute septic pneumonia and died within a week of the onset of the first infection. In both cases the lungs showed a beginning pneumonia and in smears very abundant streptococci.... There were absolutely no influenza bacilli in either of the lungs.”

The failure to find the “influenza bacillus” maddened Park. His best hope to produce a vaccine or serum would be to find a known pathogen, and the most likely suspect was the one Pfeiffer had named *Bacillus influenzae*. Pfeiffer had been and still was confident it caused the disease. Park would not hesitate to rule *B. influenzae* out if he did not find good evidence for it, but he had the utmost respect for Pfeiffer. Working in these desperate circumstances, he wanted to confirm rather than reject Pfeiffer’s work. He wanted the answer to be Pfeiffer’s bacillus. That would give them a chance, a chance to produce something that saved thousands of lives.

B. influenzae was a particularly difficult bacteria to isolate. It is tiny, even by the standards of bacteria, and usually occurs singly or in pairs rather than in large groups. It requires particular factors, including blood, in culture medium for it to grow. It grows only within a very narrow range of temperatures, and its colonies are minute, transparent, and without structure. (Most bacteria form distinctive colonies with a particular shape and color, distinctive enough that they can sometimes be identified just by looking at the colony in the same way that some ants can be identified by the form of their anthill.) *B. influenzae* grows only on the surface of the medium, since it depends heavily upon oxygen. It is also difficult to stain, hence difficult to see under the microscope. It is an easy target to miss unless one is specifically looking for it and unless one uses excellent technique.

While others in the lab searched for other organisms, Park asked Anna Williams to concentrate on finding Pfeiffer’s. Anna Williams found it. She found it constantly. Ultimately, once she perfected her technique, she would find it in 80 percent of all samples from the Willard Parker Hospital, in every single sample from the Marine Hospital, in 98 percent of the samples from the Home for Children.

As much as he wanted Williams to be right, he would not let his desire corrupt his science. He went a step further, to “the most delicate test of identity...agglutination.”

“Agglutination” refers to a phenomenon in which antibodies in a test tube bind to the antigen of the bacterium and form clumps, often large enough to be visible to the naked eye.

Since the binding of antibodies to an antigen is *specific*, since the antibodies to the influenza bacillus will bind to only that bacteria and to no other, it is a precise confirmation of identity. The agglutination tests proved without doubt that Williams had found Pfeiffer’s influenza bacillus.

Less than a week after first reporting his failure to find it, Park wired Pearce that *B. influenzae* “would seem to be the starting point of the disease.” But he was well aware that his methods had been less than thorough, adding, “There is of course the possibility that some unknown filterable virus may be the starting point.”

The report had consequences. Park’s laboratory began the struggle to produce an antiserum and vaccine to Pfeiffer’s bacillus. Soon they were culturing liters and liters of the bacteria, transporting it north, and injecting it into the horses on the Health Department’s 175-acre farm sixty-five miles north of the city.

But the only way to know for certain that *B. influenzae* caused the disease was to follow Koch’s postulates: isolate the pathogen, use it to recreate the disease in an experimental animal, and then re-isolate the pathogen from the animal. The bacillus did kill laboratory rats. But their symptoms did not resemble influenza.

The results, suggestive as they were, did not fully satisfy Koch’s postulates. In this case the necessary experimental animal was man.

Human experiments had begun. In Boston, Rosenau and Keegan were already trying to give the disease to volunteers from a navy brig.

None of the volunteer subjects had yet gotten sick. One of the doctors conducting the study did. In fact he died of influenza. In a scientific sense, however, his death demonstrated nothing.

CHAPTER TWENTY-FOUR

WHILE PARK TRIED to produce an antiserum or vaccine against the disease in New York, Philadelphia was already approaching collapse. Its experience would soon be echoed in many cities around the country.

There Paul Lewis was searching for the answer as well. Few, including Park, were more likely to find it. The son of a physician, Lewis grew up in Milwaukee, went to the University of Wisconsin, and finished his medical training at Penn in 1904. Even before leaving medical school he knew he intended to spend his life in the laboratory, and he quickly acquired both a pedigree and a well-deserved reputation. He started as a junior investigator working on pneumonia under Welch, Osler, Biggs, and several others who comprised the Rockefeller Institute's Board of Scientific Advisers. Lewis impressed them all. Most impressed was Theobald Smith, one of the world's leading bacteriologists, for whom Lewis then worked in Boston. Later Smith recommended Lewis to Simon Flexner, saying that Harvard lacked the resources to allow Lewis to develop fully and that "[h]is heart lies in research."

From Smith there could come no higher compliment. Lewis deserved it. He seemed born for the laboratory. At least that was the only place where he was happy; he loved not only the work itself but the laboratory environment, loved disappearing into the laboratory and into thought. "Love" was not too strong a word; his passions lay in the lab. At Rockefeller, Lewis had started off pursuing his own ideas but when a polio epidemic erupted Flexner asked him to work with him on it. He agreed. It was a perfect match. Their polio work was a model combination of speed and good science. They not only proved that polio was a viral disease, still considered a landmark finding in virology, but they developed a vaccine that protected monkeys from polio 100 percent of the time. It would take nearly half a century to develop a polio vaccine for humans. In the course of this research Lewis became one of the leading experts in the world on viruses.

Flexner pronounced Lewis “one of the best men in the country, . . . a very gifted fellow.” That may have been an understatement. Richard Shope worked closely with him in the 1920s, knew many of the world’s best scientists (including Flexner, Welch, Park, Williams, and many Nobel laureates)—and himself became a member of the National Academy of Sciences. He called Lewis the smartest man he ever knew. Joseph Aronson, a prize-winning University of Pennsylvania scientist who had also done research at the Pasteur Institute, named his son after Lewis and, like Shope, said Lewis was the brightest man he had ever met.

When the war began, Pearce, the National Research Council official, told Lewis what he told only four or five other scientists in the country: to expect to be asked “for special service in connection with epidemic disease.”

Lewis was ready. He received a navy commission and told Flexner he had “no onerous routine duties.” His laboratory abilities were far more important. He was still cooperating with Cole and Avery on the development of pneumonia serum, and he was also, as he told Flexner, experimenting with dyes “as regards their capacity to inhibit the growth” of the bacteria that cause tuberculosis. The idea that dyes might kill bacteria was not original with him, but he was doing world-class work in the area and his instincts were right about its importance. Twenty years later a Nobel Prize would go to Gerhard Domagk for turning a dye into the first antibiotic, the first of the sulfa drugs.

But now the city did not need laboratory breakthroughs that deepened understanding. It needed instant successes. Lewis had reached his conclusions about polio with tremendous speed—roughly a year, and they had been both sound and pioneering conclusions. But now he had only weeks, even days. Now he was watching bodies literally pile up in the hospital morgue at the Navy Yard, in the morgues of civilian hospitals, in undertaking establishments, in homes.

He remembered Flexner’s work on meningitis during an epidemic of that disease. Flexner had solved that problem and the success had made the reputation of the Rockefeller Institute. Knowing that Flexner had succeeded then made a solution to this seem possible. Perhaps Lewis could do the same.

He considered whether a filter-passing organism caused influenza. But to look for a virus Lewis would have to look in darkness. That was science,

the best of science—at least to look into the gloaming was—but he was not now engaged only in science. Not right now. He was trying to save lives *now*.

He had to look where there was light.

First, light shone on a kind of blunt-force use of the immune system. Even if they could not find the pathogen, even if they could not follow normal procedures and infect horses with the pathogen and then prepare the blood from horses, there was one animal that was suffering from the disease that was scorching its way across the earth. That animal was man.

Most people who contracted the disease survived. Even most people who contracted pneumonia survived. It was quite possible that their blood and their serum held antibodies that would cure or prevent disease in others. Lewis and Flexner had had some success using this approach with polio in 1910. In Boston, Dr. W. R. Redden at the navy hospital also remembered, as he reported, “the experimental evidence presented by Flexner and Lewis with convalescent serum from poliomyelitis.” Now Redden and a colleague drew blood from those who had survived an influenza attack, extracted the serum, and injected it into thirty-six pneumonia patients in a row, beginning October 1. This was not a scientific experiment with controls, and in a scientific sense the results proved nothing. But by the time they reported the results in the October 19 *JAMA*, thirty patients had recovered, five were still undergoing treatment, and only one had died.

Experiments began in Philadelphia using both the whole blood and serum of survivors of influenza as well. These too were not scientific experiments; they were desperate attempts to save lives. If there was any sign this procedure worked, the science could follow later.

Lewis let others conduct that blunt-force work. It took no truly special skills, and others could do it as well as he. He spent his time on four things. He did not do these things sequentially. He did them simultaneously, moving down different paths—setting up experiments to test each hypothesis—at the same time.

First, he tried to develop an influenza vaccine using the same methods he had used against polio. This was a more sophisticated version of the blunt-force approach of transfusing the blood or serum of influenza survivors. For he at least suspected a virus might cause influenza.

Second, he stayed in the laboratory following a shimmer of light. As Park had reasoned, so Lewis reasoned. Research could find bacteria.

Pfeiffer had already pointed an accusing finger at one bacillus. Lewis and everyone in his laboratories were working hours and days without relief, taking only a few hours off for sleep, running procedure after procedure—agglutination, filtration, transferring culture growths, injecting laboratory animals. His team too searched for bacteria. They took more swabs from the throats and noses of the first victims, exposed the medium to it, and waited. They worked intensively, twenty-four hours a day in shifts, and then they waited, frustrated by the time it took bacteria to grow in the cultures, frustrated by the number of cultures that became contaminated, frustrated by everything that interfered with their progress.

In the first fifteen cases, Lewis found no *B. influenzae*. Ironically, the disease had exploded so quickly, spreading to hospital staff, that Lewis had little except sputum samples to work with: “The hospitals were so depleted [of staff]...I have had no autopsy material” except from four “badly decomposed” bodies, almost certainly too long dead to be of any use.

Then, like Park and Williams, Lewis adjusted his techniques and did begin to find the bacillus regularly. He gave this information to Krusen, the health commissioner. The *Inquirer* and other newspapers, desperate to say something positive, declared that he had found the cause of influenza and “armed the medical profession with absolute knowledge on which to base their campaign against the disease.”

Lewis had no such absolute knowledge, nor did he believe he had it. True, he had isolated *B. influenzae*. But he had also isolated a pneumococcus and a hemolytic streptococcus. Some instinct pointed him another direction. He began third and fourth lines of inquiry. The third involved shifting his dye experiments from trying to kill tuberculosis bacteria to trying to kill pneumococci.

But death surrounded him, enveloped him. He turned his attention back to helping produce the only thing that might work *now*. After the emergency, if anything seemed to work he could always return to the laboratory and do careful, deliberate experimentation to understand it and prove its effectiveness.

So he chose as his targets the bacteria he and others had found. From the first instant he had seen the dying sailors, he had known he would have to begin work on it *now*. For even if he had guessed right, even if what he was doing could succeed, it would take time to succeed. So, in his laboratory and in other laboratories around the city, the investigators no

longer investigated. They simply tried to produce. There was no certainty that anything they produced would work. There was only hope.

He started by preparing medium using beef peptone broth with blood added, and then growing cultures of the pathogens they had isolated from cases—*B. influenzae*, Types I and II of the pneumococcus, and hemolytic streptococcus. He personally prepared small batches of vaccine including these organisms and gave it to sixty people. Of those sixty, only three people developed pneumonia and none died. A control group had ten pneumonias and three deaths.

This seemed more than just promising. It was not proof. Many factors could explain the results, including random chance. But he could not wait for explanations.

His laboratory had no ability to produce the immense quantities of vaccine needed. It required an industrial operation. They needed vats to grow these things in, not petri dishes or laboratory flasks. They needed vats like those in a brewery.

He handed off this task to others in the city, including those who ran the municipal laboratory. It would take time to grow enough for tens of thousands of people.

The whole process, even in its most accelerated state, would take at least three weeks. And it would take time once they made the vaccine to administer it to thousands and thousands of people in a series of injections of increasing doses spaced several days apart. In all that time, the disease would be killing.

Meanwhile, Lewis began work on still a fifth line of inquiry, making a serum that could cure the disease. This work was trickier. They could make a vaccine with a shotgun approach, combining several organisms and protecting against all of them. (Today vaccines against diphtheria, pertussis—whooping cough—and tetanus are combined in a single shot; a single shot protecting against measles, mumps, and rubella is routinely given to children; and today's flu shots contain vaccines against both the influenza virus and pneumococci—and the pneumococcal vaccine is a descendant of the work done at Rockefeller Institute in 1917.)

A serum had to aim at only one specific target; if it worked at all, it would work only against a single organism. To make a serum that worked, Lewis would have to pick a single target. If he had to aim at a single target,

he had to choose the bacillus Pfeiffer had discovered, *B. influenzae*. It was still by far the most likely cause of the disease.

Developing a serum against this organism would likely be difficult. While Lewis was still at the Rockefeller Institute, Flexner himself had tried to do this in collaboration with Martha Wollstein. Wollstein—a fine scientist, although Flexner never treated her with the respect he gave to others—had experimented with *B. influenzae* almost continuously since 1906. But Flexner and she had made no progress whatsoever. They had not only failed to develop a serum that could help man; they had failed to cure any laboratory animals.

Lewis never understood precisely where Flexner had gone wrong in that attempt, although it certainly would have been the subject of many talks in the famous lunchroom where solutions to so many scientific problems were suggested. Now he had no opportunity to think deeply about the problem, think all the way through it, come up with a hypothesis with explanatory power, and test it.

Lewis could only hope that Flexner failed because his technique was faulty. That was quite possible. Flexner had sometimes been a little sloppy in the laboratory. He had once even conceded, “Technically, I am not well-trained in the sense of meticulous and complete accuracy.”

So now Lewis hoped some technical error—perhaps in the preparation of the medium, perhaps in too rough a usage for the killed bacteria, perhaps somewhere else—accounted for Flexner’s problems. It might have. For example, many years later a young graduate student entered a laboratory and saw a renowned Harvard professor at the sink washing glassware while his technician was performing a complex task at the workbench. The student asked him why the technician was not washing the glassware. “Because,” the professor replied, “I always do the most important part of the experiment and in this experiment the most important thing is the cleanliness of the glassware.”

Lewis turned all his attention in effect to washing the glassware, to the most mundane tasks, making certain there would be no mistakes in the work itself, at the same time applying any knowledge about Pfeiffer’s bacillus that had been learned since Flexner’s failure.

Lewis knew full well that little of what he was doing was good science. It was all, or nearly all, based on informed guesswork. He only worked harder.

As he worked, the society about him teetered on the edge of collapse.

CHAPTER TWENTY-FIVE

WHEN WELCH had first seen autopsies of victims at Devens he had walked out of the morgue and made three calls: to a Harvard pathologist, asking him to conduct further autopsies; to Gorgas's office, warning of the coming of an epidemic; and to Oswald Avery at the Rockefeller Institute, asking him to get on the next train from New York. He hoped Avery could identify the pathogen killing the men at Devens.

Avery immediately left his own lab, walked the few blocks home for a change of clothes, then went to Pennsylvania Station, that magnificent and uplifting building. For the length of his train ride through the Connecticut countryside, through the teeming train stations of New Haven, Providence, and Boston, up to Devens, he began to prepare, reviewing the best approaches to this problem.

Welch had told him of his concern that, despite clinical symptoms that looked like influenza, this might be a new disease. Avery's first step would still be to look for the presence of *B. influenzae*, everyone's chief suspect as the cause of influenza. Avery knew a fair amount about Pfeiffer's bacillus, including that it was exceptionally difficult to grow and that its chemistry made it difficult to stain and hence see in a smear under the microscope. The chemistry and metabolism of the bacteria interested him. He wondered how to make it grow better, how to make it easier to find, how to make it easier to identify. For he always did everything, down to washing the glassware, with precision and discipline.

Late that afternoon Avery arrived at the camp and immediately began laboratory tests. He was all but impervious to the chaos about him, impervious to the bodies of young men lying naked or in bloody sheets he had to step over—as Welch, Cole, Vaughan, Russell, and the others of that party had—to reach the autopsy room.

From the first he encountered difficulties, getting puzzling results from the Gram test. In this test, bacteria are stained with crystal violet, treated with iodine, washed with alcohol, and then stained again with a contrasting dye. Bacteria retaining the violet color are called “Grampositive.” Those

that do not are “Gram-negative.” The result of the Gram test is comparable to a witness identifying an assailant as white or black; the answer simply eliminates some possible suspects.

Unlike other investigators, Avery found no Gram-negative bacteria. *B. influenzae* is Gram-negative. The test eliminated *B. influenzae* as even a possibility. It eliminated all Gram-negative bacteria as possibilities. He repeated the experiment; again he found no Gram-negative bacteria, none at all.

Avery soon solved this particular puzzle. He discovered that all the liquid in the laboratory bottles labeled “alcohol” was actually water. Soldiers had apparently drunk the alcohol and replaced it with water. When he got alcohol, the test results came in as expected. He found Gram-negative bacteria.

Now he began his hunt in earnest. He began it with dead bodies, those of the men who had died most recently, some of whom so recently that their bodies remained warm to the touch. He felt the soggy sponginess of the still-warm lungs and respiratory tract with his gloved hands, seeking out areas of the most obvious infection from which to cut tissue samples, dipping into pockets of pus, seeking the organism responsible for the killing. Perhaps he was a little afraid, this tiny man surrounded by dead young soldiers, but he had courage and he was not hunting rabbits. He had no interest in hunting rabbits.

Smears across slides turned up several possible pathogens, all of them potential killers. He needed to know which one did the killing.

He stayed at Devens long enough to grow cultures of bacteria. Like Park and Lewis, Avery had initial difficulty but began to find Pfeiffer’s bacillus. He discovered it in twenty-two of thirty dead soldiers and gave Welch his results. Meanwhile Burt Wolbach, the Harvard pathologist whom Welch had also asked to help at Devens, made a stronger statement: “Every case showed the influenza bacillus, in many instances pure cultures from one or more lobes.... Mixed cultures, usually pneumococcus, where bronchial dilation was marked.... Pure cultures of influenza bacillus in the more recent stages and therefore usually in the upper lobes.” In an article in *Science*, another respected investigator also wrote, “The causative agent is believed to be the bacillus of Pfeiffer.”

On September 27, Welch, Cole, and Victor Vaughan wired the surgeon general from Devens, “It is established that the influenza at Camp Devens is

caused by the bacillus of Pfeiffer.”

But it was not so established, at least not to Avery. Although he respected Wolbach, not to mention Park, Williams, and Lewis, all of whom were reaching the same conclusion at about the same time, he based conclusions only upon his own findings. And his findings did not convince him yet. In seven of the autopsies he found no sign of any bacterial invasion whatsoever, despite the devastation of the lungs. Also, although he found potentially lethal bacteria without any sign of Pfeiffer’s in only a single instance, in roughly half the cases he was finding both Pfeiffer’s and other organisms, including the pneumococcus, hemolytic streptococcus, and staphylococcus aureus, which although a lethal organism rarely caused pneumonia.

He could interpret these findings several ways. They might mean that Pfeiffer’s *B. influenzae* did not cause the disease. But that was only one possible conclusion. Pfeiffer’s might well be the cause of the disease, and, after it infected the victim, other bacteria took advantage of a weakened immune system to follow its lead. This would not be unusual. Finding several pathogens might even actually strengthen the case for Pfeiffer’s. Pfeiffer’s grew poorly in laboratory cultures whenever other bacteria, especially the pneumococcus or hemolytic streptococcus, were also present. So its existence at all in cultures with these other organisms might indicate that *B. influenzae* had been present in enormous numbers in the victim.

Methodically he ran through all this in his mind. By early October, he was back at Rockefeller hearing reports from dozens of other investigators around the country and the world that they too were finding the influenza bacillus. But there were also reports of failures to find *B. influenzae*. It would be easy to dismiss the failures to find it as failures of technique; Pfeiffer’s was after all one of the most difficult organisms to grow. Still, Avery’s own findings alone left too many unanswered questions for him to reach a conclusion, crisis or not. Unlike Park, Williams, and Lewis, Avery was not ready to reach even a tentative conclusion. Yes, Pfeiffer’s might cause influenza. Oh yes it might. But he was not convinced. From Avery came no reports of finding influenza’s cause, no phone calls or telegrams that he was sending cultures with which to infect horses and produce serum or vaccine.

He was pushing himself harder than he ever had at Devens—and he always pushed hard. He ate in the laboratory, ran dozens of experiments

simultaneously, barely slept, bounced ideas by telephone off Rosenau and others. He bore into his experiments like a drill, breaking them apart and examining every fractured crack in the data for a clue. But if he pushed himself to work, he would not push himself toward a conclusion.

He was not convinced.

Oswald Avery was different. Pressure troubled him less than having to force the direction of his work, and that he could not pursue the trail wherever it led, could not move at his own pace, could not take the time to *think*. Make-do solutions were foreign to his nature. He worked on the vertical. He dove deeply into a thing, to the deepest depths, following down the narrowest pathways and into the tiniest openings, leaving no loose ends. In every way his life was vertical, focused, narrow, controlled.

He prepared...*everything*, wanting to control every effect. Even the drafts of his rare talks show marks denoting what words to emphasize, where to change the tone of his voice, where to use nuance. Even in casual conversation it sometimes seemed each word, indeed each hesitation, was carefully prepared, weighed, and perhaps staged. His personal office, adjacent to his laboratory, reflected focus as well. René Dubos, a prominent scientist, called it “small and bare, as empty as possible, without the photographs, mementos, pictures, unused books, and other friendly items that usually adorn and clutter a work place. The austerity symbolized how much he had given up all aspects of his life for the sake of utter concentration on a few chosen goals.”

For in digging deep, Avery did not wish to be disturbed. He was not rude or unkind or ungenerous. Far from it. Young investigators who worked under him uniformly became his most loyal admirers. But he burrowed in, deeper and deeper into the world of his own making, a world—however narrow—that he could define and over which exert some control.

But narrow did not mean small. There was nothing small about his thinking. He used information like a springboard, a jumping-off point that allowed his mind to roam freely, indeed to race freely—even carelessly—to speculate. Colin MacLeod, like Dubos a brilliant Avery protégé, said that whenever an experiment yielded unexpected information Avery’s “imagination was now fired.... He would explore theoretical implications exhaustively.”

Dubos put it another way. He believed Avery uncomfortable in and possibly incapable of handling the chaos of social interaction. But he believed Avery comfortable with and capable of confronting the chaos of nature. Avery could do so because of his “uncanny sense of what was truly important” and “imaginative vision of reality.... He had the creative impulse to compose those facts into meaningful and elegant structures.... His scientific compositions had, indeed, much in common with artistic creations which do not imitate actuality but transcend it and illuminate reality.”

Years after the pandemic, Avery’s colleague and friend Alphonse Dochez received the Kober Medal, an award Avery himself had received earlier. In a tribute, Avery described Dochez’s work ethic. He could have been describing his own: “[R]esults...are not random products of chance observations. They are the fruit of years of wise reflection, objective thinking, and thoughtful experimentation. I have never seen his laboratory desk piled high with Petri dishes and bristling with test tubes like a forest wherein the trail ends and the searcher becomes lost in dense thickets of confused thought.... I have never known him to engage in purposeless rivalries or competitive research. But often have I seen him sit calmly, lost in thought, while all around him others with great show of activity were flitting about like particles in Brownian motion; then, I have watched him rouse himself, smilingly saunter to his desk, assemble a few pipettes, borrow a few tubes of media, perhaps a jar of ice, and then do a simple experiment which answered the question.”

But now, in the midst of a killing epidemic, everything and everyone around him—including even the pressure from Welch—shouldered thought aside, shouldered perspective and preparation aside, substituting for it what Avery so disdained: Brownian motion—the random movement of particles in a fluid. Others hated influenza for the death it caused. Avery hated it for that, too, but for a more personal assault as well, an assault upon his integrity. He would not yield to it.

When Avery experimented, a colleague said, “His attitude had many similarities with the hunter in search of his prey. For the hunter, all the components—the rocks, the vegetation, the sky—are fraught with information and meanings that enable him to become part of the intimate

world of his prey.” Avery had a hunter’s patience. He could lie in wait, for an hour, a day, a week, a month, a season. If the prey mattered enough, he could wait through an entire season and then another and then another. But he did not simply wait; he wasted not a single hour, he plotted, he observed, he learned. He learned his prey’s escape routes and closed them off; he found better and better vantage points; he bracketed the field through which the prey passed and kept tightening that field until, eventually, the prey had to pass through a noose. And he could lay traps: studying pneumococci by scratching it into the skin, for example, where the immune system could easily control the infection, but which still gave him the opportunity to experiment with the bacteria outside a test tube. He advised, “Whenever you fall, pick up something.” And he often said, “Disappointment is my daily bread. I thrive on it.”

He would not be rushed. There was pressure on him, pressure on everyone. But he would not be rushed. At Rockefeller he was hardly the only one devoting all his energies to influenza. Martha Wollstein, who had years before collaborated with Flexner on an unsuccessful effort to develop a serum for Pfeiffer’s, was searching for antibodies in the blood of recovered patients. Dochez was making an intensive study of throats. Many others were working on the disease. But they had made little progress. Rufus Cole reported to Gorgas’s office in mid-October, “We have been compelled to take care of the cases of influenza arising in the Hospital and Institute and these patients have occupied all of our space.” Because of the time treating the patients took, he added, “I do not think we can add very much, so far, to the knowledge concerning the disease.”

Everywhere the pressure was intense. Eugene Opie, another Hopkins product who was now a lieutenant colonel on the army’s pneumonia commission, had been at Camp Pike in Arkansas when the epidemic broke out. He had gone there because, during the measles epidemic, Pike had had the highest rate of pneumonia of any cantonment in the country. Now of course his orders were to work entirely on influenza. Frederick Russell, speaking for Gorgas, demanded “daily...a statement of your findings, as you interpret them.” Every *day* he was to report. If he found anything that gave the faintest hint of progress, Gorgas wanted to know it—instantly—so it could be shared. Opie would find no shortage of experimental material. Camp Pike held sixty thousand troops. At the crest of the epidemic thirteen thousand of them would be hospitalized simultaneously.

Investigators struggled to find something—anything—that could help, that could contain the explosion. Though no one had found anything certain, in Philadelphia following Lewis’s methods, in New York following Park’s, in Chicago following those developed at the Mayo Clinic, laboratories were producing enough vaccines and serum for hundreds of thousands and perhaps millions of people, while from Boston a huge and much-publicized shipment of vaccine was rushed across the country to San Francisco. On October 3, Gorgas’s office in Washington offered all headquarters personnel the antipneumococcal vaccine that Cole and Avery had such hopes for, the one vaccine that had been tested—and with such success—that spring at Camp Upton.

Even in the midst of this death, this pressure, Avery would not be rushed. More and more reports came in that investigators around the world could not find the influenza bacillus. This in itself proved nothing. It was almost a test of a bacteriologist’s skill to grow Pfeiffer’s in the laboratory. At Camp Dodge in Iowa, for example, bacteriologists found Pfeiffer’s *B. influenzae* in only 9.6 percent of the autopsied cases. An official army report blamed them: “The low incidence was undoubtedly due to poor technique in handling cultures.... [B]acteriologic methods...of this camp... were not to be depended upon.” The laboratory chief at Camp Grant, whom Welch himself had pronounced “excellent” just three months before the epidemic struck, found Pfeiffer’s bacillus in only six of 198 autopsies. Even so, his own report said, “We are inclined to take the stand that this study does not prove the lack of association between the Pfeiffer’s bacillus and the epidemic owing to the irregular technique followed.”

Perhaps that was the case, perhaps technical errors prevented those at Dodge and Grant and elsewhere from identifying the bacillus. Or perhaps Pfeiffer’s was not present to be identified.

In his usual methodical way Avery took the step most likely to settle the question. There was no drama to this step. He poured his energies into perfecting the tool, to find ways to make it easier to grow *B. influenzae*. If he succeeded, then everyone could learn whether the inability to find the bacillus was because of incompetence or the absence of the bacteria.

He filled his laboratory with petri dishes, prepared the culture media in dozens of different ways, isolated the different factors, and observed in which dishes the bacteria seemed to grow best. Then he pushed each element that seemed to encourage growth. A hypothesis lay behind each

individual experiment. He had learned, for example, that the pneumococcus inhibited the growth of Pfeiffer's. So he wanted to prevent any pneumococci from growing. He already knew as much about the chemistry and metabolism of the pneumococcus as did any person living. He added a chemical, sodium oleate, to the medium to block pneumococcal growth. It worked. In cultures with sodium oleate the pneumococcus did not grow, and Pfeiffer's grew better.

Over a period of weeks he made significant progress. Pfeiffer's also required blood in the culture medium to grow, which was not so unusual. But blood serum inactivated the sodium oleate. So he centrifuged out only red blood cells and used them. And his experiments suggested that blood added to the culture at roughly body temperature inhibited growth. Avery found that *heated* blood, adding blood to media at nearly 200 degrees Fahrenheit, allowed the *B. influenzae* to flourish.

He promptly published the recipe for his preparation, which became known as "chocolate agar," in the *Journal of the American Medical Association*, writing, "It is possible that technical difficulties in the isolation and growth of this microorganism may be in part responsible for the discordant results obtained in different laboratories.... The use of this medium has led to an increase in positive findings of *B. influenzae* in actual cases of the disease and in convalescents."

With this information any reasonably competent scientist could grow and identify the bacteria. At least now they would know that if Pfeiffer's was not found it was because it was not there.

Avery himself still would not be rushed, would not discuss a conclusion he was not yet ready to support. But based on Avery's work Cole told Russell, "I feel less and less inclined to ascribe the primary infection to the influenza bacilli—although that possibility cannot be excluded until the real cause of the infection is demonstrated.... I am very hopeful that the anti-pneumococcus vaccination can be pushed rapidly. While the anti-influenzal vaccination"—by this he meant vaccine against *B. influenzae*—"seems to me still doubtful we have very good evidence that the anti-pneumococcus vaccination is going to prove to be of a great help." He added, "It seems to me the influenza epidemic gives an opportunity for developing this in a way that could not have otherwise been done."

There was nothing easy about making either the antipneumococcus serum, which in tests had just cured twenty-eight of twenty-nine patients

suffering infection with Type I pneumococcus, or the vaccine. It took two months to prepare the vaccine properly, two months of a difficult process: making 300-liter batches of broth—and the pneumococci themselves dissolved too often in ordinary broth, which meant adding chemicals that later had to be removed—concentrating it, precipitating some of it out with alcohol, separating out the additives, standardizing it. Avery and other Rockefeller investigators did make one important advance in production: by adjusting the amount of glucose in the media they increased the yield tenfold. But they could still move only twenty-five liters a day through centrifuges. It mocked the need.

In the meanwhile the killing continued.

Part VIII

THE TOLLING OF THE BELL

CHAPTER TWENTY-SIX

WHILE SCIENCE was confronting nature, society began to confront the effects of nature. For this went beyond the ability of any individual or group of individuals to respond to. To have any chance in alleviating the devastation of the epidemic required organization, coordination, implementation. It required leadership and it required that institutions follow that leadership.

Institutions are a strange mix of the mass and the individual. They are abstract. They behave according to a set of rules that substitute both for individual judgments and for the emotional responses that occur whenever individuals interact. The act of creating an institution dehumanizes it, creates an arbitrary barrier between individuals.

Yet institutions are human as well. They reflect the cumulative personalities of those within them, especially their leadership. They tend, unfortunately, to mirror less admirable human traits, developing and protecting self-interest and even ambition. Institutions almost never sacrifice. Since they live by rules, they lack spontaneity. They try to order chaos not in the way an artist or scientist does, through a defining vision that creates structure and discipline, but by closing off and isolating themselves from that which does not fit. They become bureaucratic.

The best institutions avoid the worst aspects of bureaucracy in two ways. Some are not really institutions at all. They are simply a loose confederation of individuals, each of whom remains largely a free agent whose achievements are independent of the institution but who also shares and benefits from association with others. In these cases the institution simply provides an infrastructure that supports the individual, allowing him or her to flourish so that the whole often exceeds the sum of the parts. (The Rockefeller Institute was such an institution.) Other institutions avoid the worst elements of bureaucracy by concentrating on a clearly defined purpose. Their rules have little to do with such procedural issues as a chain of command; instead rules focus on how to achieve a particular result, in effect offering guidance based on experience. This kind of institution even

at its best can still stultify creativity, but such institutions can execute, can do a routine thing efficiently. They resemble professionals trying to do their jobs and duty; they accomplish their tasks.

In 1918 the institution of the federal government had more force than it had ever had—and in some ways more force than it has had since. But it was aiming all that force, all its vital energy, in another direction.

The United States had entered the war with little preparation in April 1917, and mobilizing the country took time. By the summer of 1918, however, Wilson had injected the government into every facet of national life and had created great bureaucratic engines to focus all the nation's attention and intent on the war.

He had created a Food Administration to control and distribute food, a Fuel Administration to ration coal and gasoline, a War Industries Board to oversee the entire economy. He had taken all but physical control over the railroads and had created a federally sponsored river barge line that brought commerce back to life on the Mississippi River, a commerce that had been killed by competition from those railroads. He had built many dozens of military installations, each of which held at least tens of thousands of soldiers or sailors. He had created industries that made America's shipyards teem with hundreds of thousands of laborers launching hundreds of ships, dug new coal mines to produce coal for the factories that weaned America's military from British and French weapons and munitions—for, unlike in World War II, America was no arsenal of democracy.

He had created a vast propaganda machine, an internal spy network, a bond-selling apparatus extending to the level of residential city blocks. He had even succeeded in stifling speech, in the summer of 1918 arresting and imprisoning—some for prison terms longer than ten years—not just radical labor leaders and editors of German-language newspapers but powerful men, even a congressman.

He had injected the government into American life in ways unlike any other in the nation's history. And the final extension of federal power had come only in the spring of 1918, after the first wave of influenza had begun jumping from camp to camp, when the government expanded the draft from males between the ages of twenty-one and thirty to those between the ages of eighteen and forty-five. Only on May 23, 1918, had Provost Marshal

Enoch Crowder, who oversaw the draft, issued his “work or fight” order, stating that anyone not employed in an essential industry would be drafted—an order that caused major league baseball to shorten its season and sent many ballplayers scurrying for jobs that were “essential”—and promising that “all men within the enlarged age would be called within a year.” *All* men, the government had said, with orders for an estimated thirteen million to register September 12. Crowder bragged about doing “in a day what the Prussian autocracy had been spending nearly fifty years to perfect.”

All this enormous and focused momentum would not be turned easily.

It would not be turned even by the prospect of peace. In mid-August, as the lethal wave of the epidemic was gathering itself, Austria had already inquired about peace terms, an inquiry that Wilson rebuffed utterly. And as the epidemic was gathering full momentum, peace was only weeks away. Bulgaria had signed an armistice on September 29. On September 30, Kaiser Wilhelm had granted parliamentary government to the German nation; that same day Ludendorff had warned his government that Germany must extend peace feelers or disaster—immediate disaster—would follow. German diplomats sent out those feelers. Wilson ignored them. The Central Powers, Germany and her allies, were simultaneously breaking off one from one another and disintegrating internally as well. In the first week of October, Austria and Germany separately sent peace feelers to the Allies, and on October 7, Austria delivered a diplomatic note to Wilson formally seeking peace on any terms Wilson chose. Ten days later—days of battle and deaths—the Austrian note remained unanswered.

Earlier Wilson had spoken of a “peace without victory,” believing only such a peace could last. But now he gave no indication that the war would soon be over. Although a rumor that the war had ended sent thrills through the nation, Wilson quickly renounced it. Nor would he relent. He was not now fighting to the death; he was fighting only to kill. *To fight you must be brutal and ruthless*, he had said. *Force!* he had demanded. *Force to the utmost! Force without stint or limit! The righteous and triumphant Force which shall make Right the law of the world, and cast every selfish dominion down in the dust.*

Reflecting his will, there was no letup in the ferocity and wrath of the Liberty Loan rallies, no letup in the frenzied pressure to produce in coal

mines and shipyards, no letup among editorials or for that matter news stories exhorting people to insist upon total and complete German capitulation. Especially within the government itself, there was no letup. Instead Wilson pressed, pressed with all his might—and that meant all the nation’s might—for total victory.

If Wilson and his government would not be turned from his end even by the prospect of peace, they would hardly be turned by a virus. And the reluctance, inability, or outright refusal of the American government to shift targets would contribute to the killing. Wilson took no public note of the disease, and the thrust of the government was not diverted. The relief effort for influenza victims would find no assistance in the Food Administration or the Fuel Administration or the Railroad Administration. From neither the White House nor any other senior administration post would there come any leadership, any attempt to set priorities, any attempt to coordinate activities, any attempt to deliver resources.

The military, especially the army, would confront the virus directly. Gorgas had done all that he could have, all that anyone could have, to prepare for an emergency. But the military would give no help to civilians. Instead it would draw further upon civilian resources.

The same day that Welch had stepped out of the autopsy room at Devens and called Gorgas’s office, his warning had been relayed to the army chief of staff, urging that all transfers be frozen unless absolutely necessary and that under no circumstances transfers from infected camps be made: *The deaths at Camp Devens will probably exceed 500.... The experience at Camp Devens may be fairly expected to occur at other large cantonments.... New men will almost surely contract the disease.*

Gorgas’s superiors ignored the warning. There was no interruption of movement between camps whatsoever; not until weeks later, with the camps paralyzed and, literally, tens of thousands of soldiers dead or dying, did the army make any adjustments.

One man did act, however. On September 26, although many training camps had not yet seen any influenza cases at all, Provost Marshal Enoch Crowder canceled the next draft (he would also cancel the draft after this one). It had been scheduled to send one hundred forty-two thousand men to the cantonments.

It was a bold move, made despite the unquenched appetite of George Pershing, in charge of the American Expeditionary Force, for men. In

France, Pershing was pressing forward, earlier that same day launching a major offensive in the Meuse-Argonne region. As the Americans charged out of their trenches, the Germans shredded their ranks. General Max von Gallwitz, the commander facing them, entered into his official record, “We [have] no more worries.”

Despite this, Crowder had acted immediately and likely saved thousands of lives, but he did not cancel the draft to save lives. He did so because he recognized that the disease was utterly overwhelming and creating total chaos in the cantonments. There could be no training until the disease passed. He believed that sending more draftees into this chaos would only magnify it and delay the restoration of order and the production of soldiers. In *Murder in the Cathedral*, T. S. Eliot could call it “the greatest treason: to do the right thing for the wrong reason.” The men who lived because of Crowder might disagree with the poet.

But Crowder’s decision and the efforts of the Gorgas-led army medical corps would be the only bright spots in the response of the federal government. Other army decisions were not such good ones. Pershing still demanded fresh troops, troops to replace those killed or wounded in battle, troops to replace those killed by or recovering from influenza, troops to replace those who simply needed relief from the line. All the Allied powers were desperate for fresh American boys.

The army had to decide whether to continue to transport soldiers to France during the epidemic. They had information about the costs. The army knew the costs well.

On September 19 the acting army surgeon general, Charles Richard—Gorgas was in Europe—wrote General Peyton March, the commander of the army, urging him that “organizations known to be infected, or exposed to the disease, be not permitted to embark for overseas service until the disease has run its course within the organization.”

March acknowledged the warning from Gorgas’s deputy but did nothing. The chief medical officer at the port of embarkation in Newport News, Virginia, rephrased—more emphatically—the same warning: “The condition [on a troopship] is almost that of a powder magazine with troops unprotected by previous [influenza] attack. The spark will be applied sooner or later. On the other hand with troops protected by previous attack the

powder has been removed.” He too was ignored. Gorgas’s office urged quarantining troops heading overseas for one week before departure, or eliminating overcrowding on board. March did nothing.

Meanwhile the *Leviathan* was loading troops. Once the pride of the German passenger fleet, built as the *Vaterland*, she was the largest ship in the world and among the fastest in her class. She had been in New York when America entered the war, and her captain could not bring himself to sabotage or scuttle her. Alone among all German ships confiscated in the United States, she was taken undamaged. In mid-September, on her voyage back from France she had buried several crew and passengers at sea, dead of influenza. Others arrived in New York sick, including Assistant Secretary of the Navy Franklin Roosevelt, who was taken ashore on a stretcher, then by ambulance to his mother’s home on East Sixty-fifth Street, where he stayed for weeks too ill to speak with even his closest adviser, Louis Howe, who kept in almost hourly touch with his doctors.

The *Leviathan* and, over the course of the next several weeks, other troopships would ferry approximately one hundred thousand troops to Europe. Their crossings became much like that of the train that carried three thousand one hundred soldiers from Camp Grant to Camp Hancock. They became death ships.

Although the army had ignored most of the pleadings from its own medical corps, it did remove all men showing influenza symptoms before sailing. And to contain influenza on board, troops were quarantined. Military police carrying pistols enforced the quarantine—aboard the *Leviathan*, 432 MPs did so—sealing soldiers into separate areas of the ship behind shut watertight doors, sardining them into cramped quarters where they had little to do but lie on stacked bunks or shoot craps or play poker in the creases of open space available. Fear of submarines forced the portholes shut at night, but even during the day the closed doors and the massive overcrowding made it impossible for the ventilation system to keep pace. Access to the decks and open air was limited. The sweat and smells of hundreds of men—each room generally held up to four hundred—in close quarters quickly became a stench. Sound echoed off the steel bunks, the steel floors, the steel walls, the steel ceiling. Living almost like caged animals, they grew increasingly claustrophobic and tense. But at least they were safe, they thought.

For the plan to keep men quarantined in isolated groups had a flaw. They had to eat. They went to mess one group at a time, but they breathed the same air, their hands went from mouths to the same tables and doors that other soldiers had touched only minutes before.

Despite the removal before departure of men showing influenza symptoms, within forty-eight hours after leaving port, soldiers and sailors struck down with influenza overwhelmed the sick bay, stacked one on top of the other in bunks, clogging every possible location, coughing, bleeding, delirious, displacing the healthy from one great room after another. Nurses themselves became sick. Then the horrors began.

Colonel Gibson, commander of the Fifty-seventh Vermont, wrote of his regiment's experience on the *Leviathan*: "The ship was packed... [C]onditions were such that the influenza could breed and multiply with extraordinary swiftness.... The number of sick increased rapidly, Washington was apprised of the situation, but the call for men for the Allied armies was so great that we must go on at any cost.... Doctors and nurses were stricken. Every available doctor and nurse was utilized to the limit of endurance. The conditions during the night cannot be visualized by anyone who had not actually seen them...[G]roans and cries of the terrified added to the confusion of the applicants clamoring for treatment and altogether a true inferno reigned supreme."

It was the same on other ships. Pools of blood from hemorrhaging patients lay on the floor and the healthy tracked the blood through the ship, making decks wet and slippery. Finally, with no room in sick bay, no room in the areas taken over for makeshift sick bays, corpsmen and nurses began laying men out on deck for days at a time. Robert Wallace aboard the *Briton* remembered lying on deck when a storm came, remembered the ship rolling, the ocean itself sweeping up the scuppers and over him and the others, drenching them, their clothes, their blankets, leaving them coughing and sputtering. And each morning orderlies carried away bodies.

At first the deaths of men were separated by a few hours: the log of the *Leviathan* noted, "12:45 P.M. Thompson, Earl, Pvt 4252473, company unknown died on board.... 3:35 P.M. Pvt O Reeder died on board of lobar pneumonia...." But a week after leaving New York, the officer of the day was no longer bothering to note in the log "died on board," no longer bothering to identify the military organization to which the dead belonged, no longer bothering to note a cause of death; he was writing only a name

and a time, two names at 2:00 A.M., another at 2:02 A.M., two more at 2:15 A.M., like that all through the night, every notation in the log now a simple recitation of mortality, into the morning a death at 7:56 A.M., at 8:10 A.M., another at 8:10 A.M., at 8:25 A.M.

The burials at sea began. They quickly became sanitary exercises more than burials, bodies lying next to one another on deck, a few words and a name spoken, then one at a time a corpse slipped overboard into the sea. One soldier aboard the *Wilhelmina* watched across the waves as bodies dropped into the sea from another ship in his convoy, the *Grant*: “I confess I was near to tears, and that there was tightening around my throat. It was death, death in one of its worst forms, to be consigned nameless to the sea.”

The transports became floating caskets. Meanwhile, in France, by any standard except that of the cantonments at home, influenza was devastating troops. In the last half of October during the Meuse-Argonne offensive, America’s largest of the war, more Third Division troops were evacuated from the front with influenza than with wounds. (Roughly the same number of troops were in the United States and Europe, but influenza deaths in Europe were only half those in America. The likely explanation is that soldiers at the front had been exposed to the earlier mild wave of influenza and developed some immunity to it.) One army surgeon wrote in his diary on October 17 that because of the epidemic, “Some hospitals are not even working. Evacuation 114 had no medical officer but hundreds of pneumonias, . . . dying by the score.”

Shipping more men who required medical care into this maelstrom made little sense. It is impossible to state how many soldiers the ocean voyages killed, especially when one tries to count those infected aboard ship who died later on shore. But for every death at least four or five men were ill enough to be incapacitated for weeks. These men were a burden rather than a help in Europe.

Wilson had made no public statement about influenza. He would not shift his focus, not for an instant. Yet people he trusted spoke to him of the disease, spoke particularly of useless deaths on the transports. Chief among them was certainly Dr. Cary Grayson, a navy admiral and Wilson’s personal physician, as he had been personal physician to Teddy Roosevelt and William Howard Taft when they were president. Highly competent and

highly organized, Grayson had become a Wilson confidant who strayed into the role of adviser. (After Wilson's stroke in 1919, he would be accused of virtually running the country in concert with Wilson's wife.) He also had the confidence of and excellent relationships with Gorgas and Welch. It was likely that army medical staff had talked to Grayson, and Grayson had been urging army chief of staff General Peyton March to freeze the movement of troops to Europe. March had refused.

Grayson convinced Wilson to summon March to the White House on October 7 to discuss the issue. Late that night Wilson and March met. Wilson said, "General March, I have had representations sent to me by men whose ability and patriotism are unquestioned that I should stop the shipment of men to France until this epidemic of influenza is under control.... [Y]ou decline to stop these shipments."

March made no mention of any of the advice he had received from Gorgas's office. He insisted that every possible precaution was being taken. The troops were screened before embarking and the sick winnowed out. Some ships even put ashore in Halifax, Nova Scotia, those who fell seriously ill before the actual Atlantic crossing began. If American divisions stopped arriving in France, whatever the reason, German morale might soar. True, some men had died aboard ship, but, March said, "Every such soldier who has died just as surely played his part as his comrade who died in France."

The war would end in a little over a month. The epidemic had made virtually all training in cantonments impossible. A parliament—not the kaiser—had already taken over the German government and sent out peace feelers, while Germany's allies had already collapsed, capitulated, or, in the case of Austria, asked for peace on any terms Wilson dictated. But March insisted, "The shipment of troops should not be stopped for any cause."

March later wrote that Wilson turned in his chair, gazed out the window, his face very sad, then gave a faint sigh. In the end, only a single military activity would continue unaffected in the face of the epidemic. The army continued the voyages of troopships overseas.

If Wilson did nothing about influenza in the military but express concern about shipping troops to Europe, he did even less for civilians. He continued to say nothing publicly. There is no indication that he ever said

anything privately, that he so much as inquired of anyone in the civilian arm of the government as to its efforts to fight the disease.

Wilson had appointed strong men to his administration, powerful men, and they took decisive actions. They dominated the nation's thought, and they dominated the nation's economy. But none of those appointees had any real responsibility for health. Surgeon General Rupert Blue, head of the United States Public Health Service, did. And Blue was not a strong man.

A square-faced man with a square thick athletic body, an amateur boxer, Blue was physically strong all right, even deep into middle age. But he was not strong in ways that mattered, in leadership. In a field that was largely new when he entered it, a field in which colleagues were cutting new paths into the wild in dozens of directions, he had broken no ground, demonstrated no professional courage, nor had he even showed real zeal. If he was by no means unintelligent, he lacked either real intellectual rigor or the creativity to ask important questions, and he had never manifested any truly special talents in or insights into public health.

As far as scientific public health issues went, the real leaders of the medical profession considered him a lightweight. Welch and Vaughan had not even trusted him to name the Public Health Service's representative to the National Research Council, and so they themselves had picked a PHS scientist they respected. Cary Grayson thought so little of him that he began to build an alternative national public health organization. (He abandoned his effort when Tammany took over the New York City Department of Health.) Blue became surgeon general simply by carrying out assigned tasks well, proving himself an adept and diplomatic maneuverer, and seizing his main chance. That was all.

After finishing his medical studies in 1892, Blue had immediately joined the Public Health Service and remained there his entire professional life. His assignments had moved him from port to port, to Baltimore, Galveston, New Orleans, Portland, New York, Norfolk, where he worked in hospitals and quarantine stations and on sanitation issues. His opportunity came with an outbreak of bubonic plague in San Francisco in 1903. Another PHS officer, a highly regarded scientist, had engaged in a running battle with local government and business leaders, who denied plague existed in the city. Blue did not prove that it did—Simon Flexner did that, demonstrating the plague bacillus in the laboratory, as part of a scientific team brought in to settle the question—but Blue did win grudging

cooperation from local authorities in efforts to control the disease. This was no easy task, and he both oversaw the killing of rats and kept, according to one laudatory report, “all interests in the State...harmonized.”

This success won him powerful friends. (He was not successful enough, however, to prevent plague spreading from rats to wild rodent populations; today plague exists in squirrels, prairie dogs, and other animals in much of the Pacific Coast and inland to Arizona, New Mexico, and Colorado.) When plague resurfaced in San Francisco in 1907 he was called back. Another success won him more powerful friends. In 1912 he rose to surgeon general. That same year Congress expanded the Public Health Service’s power. From that position he pushed for national medical insurance, which the medical profession then advocated, and in 1916 he became president of the American Medical Association. In his presidential address he declared, “There are unmistakable signs that health insurance will constitute the next great step in social legislation.”

Wilson did not bother to choose a new surgeon general, but when the war began he did make the Public Health Service part of the military. It had consisted chiefly of several quarantine stations that inspected incoming ships, the Marine Hospital Service, which cared for merchant seamen and some federal workers, and the Hygienic Laboratory. Now it became responsible for protecting the nation’s health, if only so the nation could produce more war matériel. Blue did not grow with the job.

In advance of the epidemic, Gorgas had used all means possible to protect the millions of soldiers from disease. His counterpart Navy Surgeon General William Braisted had done little to match Gorgas, but he was supporting work by such men as Rosenau in Boston and Lewis in Philadelphia.

Blue by contrast did, literally, less than nothing; he blocked relevant research. On July 28, 1918, Blue rejected a request from George McCoy, director of the Hygienic Laboratory, for \$10,000 for pneumonia research designed to complement the efforts of the Rockefeller Institute. Although Congress in 1912 had given the agency authority to study “diseases of man and conditions affecting the propagation thereof,” Blue determined that McCoy’s “investigation is not immediately necessary to the enforcement of the law.”

Blue knew of the possibility of influenza in the United States. On August 1, the *Memphis Medical Monthly* published comments by him

warning of it. Yet he made no preparations whatsoever to try to contain it. Even after it began to show evidence of lethality, even after Rufus Cole prodded his office to collect data, neither he nor his office attempted to gather information about the disease anywhere in the world. And he made no effort whatsoever to prepare the Public Health Service for a crisis.

Many of those under him were no better. The Commonwealth Pier outbreak began late in August, and by September 9 newspapers were reporting that influenza victims filled “all the hospital beds at the forts at Boston harbor,” Camp Devens had thirty-five hundred influenza cases, and Massachusetts hospitals were filling with civilians. Yet the local Public Health Service officer later insisted, “The first knowledge of the existence of the disease reached this officer September 10th.”

The virus had reached New Orleans on September 4; the Great Lakes Naval Training Station on September 7; New London, Connecticut, on September 12.

Not until September 13 did the Public Health Service make any public comment, when it said, “Owing to disordered conditions in European countries, the bureau has no authoritative information as to the nature of the disease or its prevalence.” That same day Blue did issue a circular telling all quarantine stations to inspect arriving ships for influenza. But even that order only advised delaying infected vessels until “the local health authorities have been notified.”

Later Blue defended himself for not taking more aggressive action. *This was influenza, only influenza*, he seemed to be saying, “It would be manifestly unwarranted to enforce strict quarantine against...influenza.”

No quarantine of shipping could have succeeded anyway. The virus was already here. But Blue’s circular indicated how little Blue had done—in fact he had done nothing—to prepare the Public Health Service, much less the country, for any onslaught.

The virus reached Puget Sound on September 17.

Not until September 18 did Blue even seek to learn which regions of the United States the disease had penetrated.

On Saturday, September 21, the first influenza death occurred in Washington, D.C. The dead man was John Ciore, a railroad brakeman who had been exposed to the disease in New York four days earlier. That same day Camp Lee outside Petersburg, Virginia, had six deaths, while Camp Dix in New Jersey saw thirteen soldiers and one nurse die.

Still Blue did little. On Sunday, September 22, the Washington newspapers reported that Camp Humphreys (now Fort Belvoir), just outside the city, had sixty-five cases.

Now, finally, in a box immediately adjacent to those reports, the local papers finally published the government's first warning of the disease:

Surgeon General's Advice to Avoid Influenza

Avoid needless crowding....

Smother your coughs and sneezes....

Your nose not your mouth was made to breathe thru....

Remember the 3 Cs, clean mouth, clean skin, and clean clothes....

Food will win the war.... [H]elp by choosing and chewing your food well....

Wash your hands before eating....

Don't let the waste products of digestion accumulate....

Avoid tight clothes, tight shoes, tight gloves—seek to make nature your ally not your prisoner....

When the air is pure breathe all of it you can—breathe deeply.

Such generalizations hardly reassured a public that knew that the disease was marching from army camp to army camp, killing soldiers in large numbers. Three days later a second influenza death occurred in Washington; John Janes, like the first Washington victim, had contracted the disease in New York City. Also that day senior medical personnel of the army, navy, and Red Cross met in Washington to try to figure out how they could aid individual states. Neither Blue nor a representative of the Public Health Service attended the meeting. Twenty-six states were then reporting influenza cases.

Blue had still not laid plans for an organization to fight the disease. He had taken only two actions: publishing his advice on how to avoid the disease and asking the National Academy of Sciences to identify the pathogen, writing, "In view of the importance which outbreaks of influenza will have on war production, the Bureau desires to leave nothing undone.... The Bureau would deem it a valuable service if the Research Council arrange for suitable laboratory studies...as to the nature of the infecting organism."

Crowder canceled the draft. Blue still did not organize a response to the emergency. Instead, the senior Public Health Service officer in charge of the city of Washington reiterated to the press that there was no cause for alarm.

Perhaps Blue considered any further action outside the authority of the Public Health Service. Under him the service was a thoroughly bureaucratic institution, and bureaucratic in none of the good ways. Only a decade earlier he had been stationed in New Orleans, when the last yellow-fever epidemic to strike the United States had hit there, and the Public Health Service had required the city to pay \$250,000—in advance—to cover the federal government's expenses in helping to fight that epidemic. Only a few weeks earlier, he had rejected the request from the service's own chief scientist for money to research pneumonia in concert with Cole and Avery at the Rockefeller Institute.

But governors and mayors were demanding help, beseeching everyone in Washington for help. Massachusetts officials in particular were begging for help from outside the state, for doctors from outside, for nurses from outside, for laboratory assistance from outside. The death toll there had climbed into the thousands. Governor Samuel McCall had wired governors for any assistance they could offer, and on September 26 he formally requested help from the federal government.

Doctors and nurses were what was needed. Doctors and nurses. And especially nurses. As the disease spread, as warnings from Welch, Vaughan, Gorgas, dozens of private physicians, and, finally, at last, Blue poured in, Congress acted. Without the delay of hearings or debate, it appropriated \$1 million for the Public Health Service. The money was enough for Blue to hire five thousand doctors for emergency duty for a month—if he could somehow find five thousand doctors worth hiring.

Each day—indeed, each hour—was showing the increasingly explosive spread of the virus and its lethality. Blue, as if suddenly frightened, now considered the money too little. He had not complained to Congress about the amount; no record exists of his having asked for more. But the same day Congress passed the appropriation, he privately appealed to the War Council of the Red Cross both for more money and for its help.

The Red Cross did not get government funds or direction, although it was working in close concert with the government. Nor was its charge to care for the public health. Yet even before Blue asked, it had already allocated money to fight the epidemic and had begun organizing its own

effort to do so—and do so on a massive scale. Its nursing department had already begun mobilizing “Home Defense Nurses,” fully professional nurses, all of them women, who could not serve in the military because of age, disability, or marriage. The Red Cross had divided the country into thirteen divisions, and the nursing committee chief of each one had already been told to find all people with any nursing training, not only professionals or those who had dropped out of nursing schools—for the Red Cross checked with all nursing schools—but down to and including anyone who had ever taken a Red Cross course in caring for the sick at home. It had already instructed each division to form at least one mobile strike force of nurses to be ready to go to areas most in need. And before anyone within the government sought aid, the War Council of the Red Cross had designated a “contingent fund for the purpose of meeting the present needs in coping with the epidemic of Spanish influenza.” Now the council agreed instantly to authorize expenditure of far more money than was in the contingency fund.

Finally, Blue began to organize the Public Health Service as well. Doctors and nurses were what was needed, doctors and nurses. But by then the virus had spanned the country, establishing itself on the perimeter, on the coasts, and it was working its way into the interior, to Denver, Omaha, Minneapolis, Boise. It was penetrating Alaska. It had crossed the Pacific to Hawaii. It had surfaced in Puerto Rico. It was about to explode across Western Europe, across India, across China, across Africa as well.

Science, then as now a journal written by scientists for their colleagues, warned, “The epidemics now occurring appear with electric suddenness, and, acting like powerful, uncontrolled currents, produce violent and eccentric effects. The disease never spreads slowly and insidiously. Wherever it occurs its presence is startling.”

October, not April, would be the cruelest month.

CHAPTER TWENTY-SEVEN

NOTHING COULD HAVE STOPPED the sweep of influenza through either the United States or the rest of the world—but ruthless intervention and quarantines might have interrupted its progress and created occasional firebreaks.

Action as ruthless as that taken in 2003 to contain the outbreak of a new disease called severe acute respiratory disorder, SARS, could well have had effect.* Influenza could not have been contained as SARS was—influenza is far more contagious. But any interruption in influenza's spread could have had significant impact. For the virus was growing weaker over time. Simply delaying its arrival in a community or slowing its spread once there—just such minor successes—would have saved many, many thousands of lives.

There was precedent for ruthless action. Only two years earlier several East Coast cities had fought a polio outbreak with the most stringent measures. Public health authorities wherever polio threatened had been relentless. But that was before the United States entered the war. There would be no comparable effort for influenza. Blue would not even attempt to intrude upon war work.

The Public Health Service and the Red Cross still had a single chance to accomplish something of consequence. By early October the first fall outbreaks and the memory of those in the spring had already suggested that the virus attacked in a cycle; it took roughly six weeks from the appearance of the first cases for the epidemic to peak and then abate in civilian areas, and from three to four weeks in a military camp with its highly concentrated population. After the epidemic abated, cases still occurred intermittently, but not in the huge numbers that overwhelmed all services. So Red Cross and Public Health Service planners expected the attack would be staggered just as the arrival of the virus was staggered, peaking in different parts of the country at different times. During the peak of the epidemic, individual communities would not be able to cope; no matter how well organized they were they would be utterly overwhelmed. But if the Red Cross and Public Health Service could concentrate doctors, nurses, and supplies in one

community when most needed, they might be able to withdraw the aid as the disease ebbed and shift it to the next area in need, and the next.

To manage this, Blue and Frank Persons, director of civilian relief and head of the new influenza committee of the Red Cross, divided the labor. The Public Health Service would find, pay, and assign all physicians. It would decide when and where to send nurses and supplies, to whom nurses would report, and it would deal with state and local public health authorities.

The Red Cross would find and pay nurses, furnish emergency hospitals with medical supplies wherever local authorities could not, and take responsibility for virtually everything else that came up, including distributing information. The Red Cross did stipulate one limit on its responsibility: it would not meet requests from military camps. This stipulation was immediately forgotten; even the Red Cross soon gave the military precedence over civilians. Meanwhile, its War Council ordered each one of its 3,864 chapters to establish an influenza committee even—indeed, especially—where the disease had not yet hit. It gave instructions on the organization of those committees, and it stated “each community should depend upon its own resources to the fullest extent.”

Persons had one model: Massachusetts. There James Jackson, the Red Cross division director for New England, had done an amazing job, especially considering that the region was struck without warning by what was originally an unknown disease. While chapters made gauze masks—the masks that would soon be seen everywhere and would become a symbol of the epidemic—Jackson first tried to supply nurses and doctors himself. When he failed, he formed an ad hoc umbrella organization including the state Council of National Defense, the U.S. Public Health Service, state and local public health authorities, and the Red Cross. These groups pooled their resources and allocated to towns as needed.

Jackson had brought in nurses from Providence, New Haven, New York, even from Halifax and Toronto. He had succeeded at least somewhat in alleviating the personnel shortage. But Massachusetts had been lucky. When the epidemic erupted there, no other locality needed help. In the fourth week of the epidemic, Jackson reported, “We have not yet reached the point where any community has been able to transfer its nurses or supplies. In Camp Devens...forty nurses ill there with many cases of pneumonia.”

He also advised Red Cross headquarters in Washington: “The most important thing in this crisis is more workers to go into the homes quickly and aid the family. Consequently I have telegraphed to all my chapters twice regarding the mobilization of women who have had First Aid and Home Nursing training or any others who are willing to volunteer their services.”

And he confided, “The Federal public health service has been...unable to handle adequately the entire situation.... [They] have not been on the job.”

It was October when he sent that wire. By then everyone needed nurses, or they were about to, and they knew it. By then everyone needed doctors, or they were about to, and they knew it. And they needed resources. The biggest task remained finding doctors, nurses, and resources. They needed all three.

Even in the face of this pandemic, doctors could help. They could save lives. If they were good enough, if they had the right resources, if they had the right help, if they had time.

True, no drug or therapy could alleviate the viral infection. Anyone who died directly from a violent infection of the influenza virus itself, from viral pneumonia progressing to ARDS, would have died anyway. In 1918, ARDS had virtually a 100 percent mortality rate.

But there were other causes of death. By far the most common was from pneumonia caused by secondary bacterial infections.

Ten days, two weeks, sometimes even longer than two weeks after the initial attack by the virus, after victims had felt better, after recovery had seemed to begin, victims were suddenly getting seriously ill again. And they were dying. The virus was stripping their lungs all but naked of their immune system; recent research suggests that the virus made it easier for some kinds of bacteria to lodge in lung tissue as well. Bacteria were taking advantage, invading the lungs, and killing. People were learning, and doctors were advising, and newspapers were warning, that even when a patient seemed to recover, seemed to feel fine, normal, well enough to go back to work, still that patient should continue to rest, continue to stay in bed. Or else that patient was risking his or her life.

Half a dozen years earlier medicine had been helpless here, so helpless that Osler in his most recent edition of his classic text on the practice of medicine had still called for bleeding of patients with pneumonia. But now, for some of those who developed a secondary bacterial infection, something could be done. The most advanced medical practice, the best doctors, could help—if they had the resources and the time.

Avery, Cole, and others at the Rockefeller Institute had developed the vaccine that had showed such promising result in the test at Camp Upton in the spring, and the Army Medical School was producing this vaccine in mass quantities. Avery and Cole had also developed the serum that slashed the mortality for pneumonias caused by Types I and II pneumococcus, which accounted for two-thirds or more of lobar pneumonias in normal circumstances. These were not normal circumstances; bacteria that almost never caused pneumonia were now making their way unopposed into the lungs, growing there, and thriving there. But Types I and II pneumococci were still causing many of the pneumonias, and in those cases this serum could help.

Other investigators had developed other vaccines and sera as well. Some, like the one developed by E. C. Rosenow at the Mayo Clinic and used in Chicago, were useless. But others may have done some good.

Physicians also had other assets to call upon. Surgeons developed new techniques during the epidemic that are still in use to drain empyemas, pockets of pus and infection that formed in the lung and poisoned the body. And doctors had drugs that alleviated some symptoms or stimulated the heart; major hospitals had x rays that could aid in diagnosis and triage; and some hospitals had begun administering oxygen to help victims breathe—a practice neither widespread nor administered nearly as effectively as it would be, but worth something.

Yet for a doctor to use these resources, any of them, that doctor had to have them—and also had to have time. The physical resources were hard to come by, but time was harder. There was no time. For that Rockefeller serum needed to be administered with precision and in numerous doses. There was no time. Not with patients overflowing wards, filling cots in hallways and on porches, not with doctors themselves falling ill and filling those cots. Even if they had resources, they had no time.

And the doctors found by the Public Health Service had neither resources nor time. Nor was it simple to find the doctors themselves. The

military had already taken at least one-fourth—in some areas one-third—of all the physicians and nurses. And the army, itself under violent attack from the virus, would lend none of its doctors to civilian communities no matter how desperate the circumstances.

That left approximately one hundred thousand doctors in a labor pool to draw from—but it was a pool limited in quality. The Council of National Defense had had local medical committees secretly grade colleagues; those committees had judged roughly seventy thousand unfit for military service. Most of that number were unfit because they were judged incompetent.

The government had had a plan to identify the best of those remaining. As part of the mobilization of the entire nation, in January 1918 the Council of National Defense had created the “Volunteer Medical Service.” This service tried to enlist every doctor in the United States, but it particularly wanted to track the younger physicians who were women or had a physical disability—in other words, those mostly likely to be good doctors who were not subject to and rejected by the draft.

The mass targeting succeeded. Within eight months, 72,219 physicians had joined this service. They had joined, however, only to prove their patriotism, not as a commitment to do anything real—for membership required of them nothing concrete, and they received an attractive piece of paper suitable for framing and office display.

But the plan to identify and have access to good doctors within this group collapsed. The virus was penetrating everywhere, doctors were needed everywhere, and no responsible doctor would abandon his (or, in a few instances, her) own patients in need, in desperate need. In addition, the federal government was paying only \$50 a week—no princely sum even in 1918. Out of one hundred thousand civilian doctors, seventy-two thousand of whom had joined the Volunteer Medical Service, only 1,045 physicians answered the pleas of the Public Health Service. While a few were good young doctors who had not yet developed a practice and were waiting to be drafted, many of this group were the least competent or poorest trained doctors in the country. Indeed, so few doctors worked for the PHS that Blue would later return \$115,000 to the Treasury from the the \$1 million appropriation he had considered so insufficient.

The Public Health Service sent these 1,045 doctors to places where there were no doctors at all, to places so completely devastated by the disease that any help, any help at all, was embraced. But they sent them

with almost no resources, certainly without Rockefeller vaccines and serum or the training to make or administer them, certainly without x rays, certainly without oxygen and the means to administer it. The huge caseloads overwhelmed them, weighed them down, kept them moving.

They diagnosed. They treated with all manner of materia medica. Yet in reality they could do nothing but advise. The best advice was this: stay in bed. And then the doctors moved on to the next cot or the next village.

What could help, more than doctors, were nurses. Nursing could ease the strains on a patient, keep a patient hydrated, resting, calm, provide the best nutrition, cool the intense fevers. Nursing could give a victim of the disease the best possible chance to survive. Nursing could save lives.

But nurses were harder to find than doctors. There were one-quarter fewer to begin with. The earlier refusal of the women who controlled the nursing profession to allow the training of large numbers either of nursing aides or of what came to be called practical nurses prevented the creation of what might have been a large reserve force. The plan had been to produce thousands of such aides; instead the Army School of Nursing had been established. So far it had produced only 221 student nurses and not a single graduate nurse.

Then, just before the epidemic struck, combat had intensified in France and with it so had the army's need for nurses. The need had in fact become so desperate that on August 1, Gorgas, just to meet existing requirements, transferred one thousand nurses from cantonments in the United States to hospitals in France and simultaneously issued a call for "one thousand nurses a week" for eight weeks.

The Red Cross was the route of supply for nurses to the military, especially the army. It had already been recruiting nurses for the military with vigor. After Gorgas's call, it launched an even more impassioned recruiting campaign. Each division, each chapter within a division, was given a quota. Red Cross professionals knew that their careers were at risk if they did not meet it. Already recruiters had a list of all nurses in the country, their jobs and locations. Those recruiters now pressured nurses to quit jobs and join the military, pressured doctors to let office nurses go, made wealthy patients who retained private nurses feel unpatriotic, pushed private hospitals to release nurses.

The drive was succeeding; it was removing from civilian life a huge proportion of those nurses mobile enough, unencumbered by family or

other responsibilities, to leave their jobs. The drive was succeeding so well that it all but stripped hospitals of their workforce, leaving many private hospitals around the country so short-staffed that they closed, and remained closed until the war ended. One Red Cross recruiter wrote, “The work at National Headquarters has never been so difficult and is now overwhelming us....[We are searching] from one end of the United States to the other to rout out every possible nurse from her hiding place.... There will be no nurses left in civil life if we keep on at this rate.”

The recruiter wrote that on September 5, three days before the virus exploded at Camp Devens.

CHAPTER TWENTY-EIGHT

PHILADELPHIA STAGGERED under the influenza attack, isolated and alone. In Philadelphia no sign surfaced of any national Red Cross and Public Health Service effort to help. No doctors recruited by the Public Health Service were sent there. No nurses recruited by the Red Cross were sent there. Those institutions gave no help here.

Each day people discovered that friends and neighbors who had been perfectly healthy a week—or a day—earlier were dead. *What should I do?* People were panicked, desperate. *How long will it go on?*

The mayor, arrested in the early days of the epidemic and then himself ill, had done absolutely nothing. A review of five daily newspapers, the *Press*, *Inquirer*, *Bulletin*, *Public Ledger*, and *North American*, did not find even a single statement about the crisis from the mayor. The entire city government had done nothing. Wilmer Krusen, head of the city health department, no longer had the confidence of anyone. Someone had to do *something*.

Paul Lewis felt the pressures, felt the death all about him. He had felt at least some pressure since the sailors from the *City of Exeter* had been dying what seemed so long ago. In early September, with the virus killing 5 percent of all Philadelphia navy personnel who showed any symptoms of influenza at all, that pressure had intensified. Since then he and everyone under him had hardly left their laboratories to go home. Finding *B. influenzae* had begun his real work, not concluded it.

Never had he been so consumed with the laboratory. He had started his experiments with the pneumococcus. He had begun to explore the possibility that a filterable virus caused influenza. He had continued to look at the influenza bacillus. He and others had developed a vaccine. He was trying to make a serum. All of these he did simultaneously. For the one thing he did not have was time. No one had time.

If Lewis had a scientific weakness, it was that he too willingly accepted guidance from those he respected. Once when he asked for more direction from Flexner, Flexner had rebuffed him, saying, "I much prefer that you

arrange plans.... I have not planned specifically for your time, but much prefer to leave the direction of it to you.” Lewis respected Flexner. He respected Richard Pfeiffer as well.

In the overwhelming majority of cases he was now finding Pfeiffer’s *B. influenzae* in swabs from living patients, in autopsied lungs. He was not finding it alone, necessarily, or always. It was not certain proof, but more and more he was coming to believe that this bacterium did in fact cause disease. And, under the pressure of time, he abandoned his investigation into the possibility that a filterable virus caused influenza.

Yet he loved this. Although he hated the disease he loved this. He believed he had been born to do this. He loved working deep into the night amid rows of glassware, monitoring the growth of bacteria in a hundred flasks and petri dishes, running a dozen experiments in staggered fashion; coordinating them like the conductor of a symphony. He even loved the unexpected result that could throw everything off.

The only thing Lewis disliked about his position as head of an institute was charming the fine families of Philadelphia out of philanthropic donations, attending their parties and performing as their pet scientist. The laboratory was where he had always belonged. Now he was in it hours and hours each day. He believed he had spent too much time mixing with the fine families of Philadelphia.

In fact, those fine families of the city deserved more respect. They were about to take charge.

The writer Christopher Morley once said that Philadelphia lies “at the confluence of the Biddle and Drexel families.” In 1918 that description was not far wrong.

Of all the major cities in the United States, Philadelphia had a real claim to being the most “American.” It certainly had the largest percentage of native-born Americans of major cities and, compared to New York, Chicago, Boston, Detroit, Buffalo, and similar cities, the lowest percentage of immigrants. Philadelphia was not unusual in that its oldest and wealthiest families controlled the charities, the social service organizations—including the local Red Cross—and the Pennsylvania Council of National Defense. But now, with the city government all but nonexistent, it was unusual in that

these families considered it their duty to use the Council of National Defense to take charge.

Nationally that organization had been the vehicle through which, before the war, Wilson had laid plans to control the economy, using it to assemble data from across the country on factories, transportation, labor, and natural resources. But each state had its own council, which were often dominated by his political enemies. Once the war started, Wilson created new federal institutions, sidestepped this organization, and it lost power. The Pennsylvania council, however, retained extraordinary, although almost entirely unofficial, influence over everything from railroad schedules to profits and wages at every large company in the state even though it too was run by Wilson's enemies. It held this power chiefly because it was headed by George Wharton Pepper.

No one had better bloodlines. His great-great-grandfather had led the state militia in the Revolutionary War, his wife was a descendant of Benjamin Franklin, and a statue of his uncle William, who had worked closely with Welch to reform medical education and brought Flexner to the University of Pennsylvania, today sits astride the grand stairway of the Free Library in downtown Philadelphia. George Wharton Pepper had ability as well. An attorney who sat on the boards of half a dozen of the country's largest companies, he was not ruthless, but he knew how to command. An indication of his stature had come a few months earlier when he received one of three honorary degrees awarded by Trinity College in Hartford, Connecticut; his fellow honorees were J. P. Morgan and former president of the United States and soon-to-be chief justice of the Supreme Court William Howard Taft.

The Philadelphia office of the state Council of National Defense was run by Judge J. Willis Martin. His wife, Elizabeth, had organized the country's first garden club and was largely responsible for making Rittenhouse Square a green spot in the city. She also headed the council's Women's Division as well as Emergency Aid, the most important private social agency in the city.

Nearly all the social agencies were run by women, strong women of intelligence and energy and born to a certain rank, but excluded from all pursuits beside charity. The mayor had created a committee of society women to respond to emergencies; it included Pepper's wife along with Mrs. John Wanamaker; Mrs. Edward Stotesbury, whose husband was the

city's leading banker and head of Drexel & Co.; and Mrs. Edward Biddle, president of the Civic Club and whose husband was descended from Nicholas Biddle, creator of the first Bank of the United States, which to his nemesis Andrew Jackson embodied the sinister monied power of the nation. These women despised the Vane machine and had cooperated only to show unity during the war. But with city officials doing nothing whatsoever about the epidemic, the women resigned, effectively dissolving the committee. As Elizabeth Martin wrote the mayor, "Your committee has no real purpose.... I therefore hereby sever my connection with it."

Now, in place of the city government, Pepper, the Martins, and their colleagues summoned the heads of a dozen private organizations on October 7 to the headquarters of Emergency Aid at 1428 Walnut Street. There the women took charge, with Pepper adding his weight to theirs. To sell war bonds, they had already organized nearly the entire city, all the way down to the level of each block, making each residential block the responsibility of "a logical leader no matter what her nationality"—i.e., an Irishwoman in an Irish neighborhood, an African American woman in an African American neighborhood, and so on.

They intended to use that same organization now to distribute everything from medical care to food. They intended to inject organization and leadership into chaos and panic. In conjunction with the Red Cross—which here, unlike nearly everywhere else in the country, allowed its own efforts to be incorporated into this larger Emergency Aid—they also appealed for nurses, declaring, "The death toll for one day in Philadelphia alone was greater than the death toll from France for the whole American Army for one day."

The state Council of National Defense had already compiled a list of every physician in Pennsylvania, including those not practicing. Martin's ad hoc committee beseeched each one on the list for help. The committee had money, and access to more money, to pay for the help. It set up a twenty-four-hour telephone bank at Strawbridge & Clothier, which donated use of its phone lines; newspapers and placards urged people to call "Filbert 100" twenty-four hours a day for information and referrals. It transformed kitchens in public schools—which were closed—into soup kitchens that prepared meals for tens of thousands of people too ill to prepare their own. It divided the city into seven districts and, to conserve physicians' time,

dispatched them according to geography, meaning that doctors did not see their own patients.

And it became a place that volunteers could come to. Nearly five hundred people offered to use their own cars either as ambulances or to chauffeur doctors—they were supplied with green flags that gave them right-of-way over all other vehicles. The organizers of the Liberty Loan drive diverted another four hundred cars to help. Thousands of individuals called the headquarters and offered to do what was needed.

Krusen had not attended the October 7 meeting of the private groups and had been slow to act before. Now he changed. Perhaps the deaths finally changed him. Perhaps the fact that someone else was taking charge forced him to move. But he seemed suddenly not to care about the Vares, or selling war bonds, or bureaucracy, or his own power. He just wanted to stop the disease.

He ceded to the group control over all nurses, hundreds of them, who worked for the city. He seized—in violation of the city charter—the city’s \$100,000 emergency fund and another \$25,000 from a war emergency fund and used the money to supply emergency hospitals and hire physicians, paying them double what the Public Health Service was offering. He sent those physicians to every police station in South Philadelphia, the hardest-hit section. He wired the army and navy asking that no Philadelphia physicians be drafted until the epidemic abated, and that those who had already been drafted but had not yet reported to duty be allowed to remain in Philadelphia, because “the death rate for the past week [was] the largest in records of city.”

The U.S. Public Health Service still had no presence in Philadelphia and had done nothing for it. Now Rupert Blue did the only thing he would do for the city in its distress: he wired the surgeon general of the navy to “heartily endorse” Krusen’s request. The deaths spoke far more loudly than Blue. The military did allow Philadelphia to keep its doctors.

Krusen also cleaned the streets. The streets of South Philadelphia literally stank of rot and excrement. Victorians had considered it axiomatic that filthy streets per se were linked to disease. The most modern public health experts—Charles Chapin in Providence, Biggs in New York, and others—flatly rejected that idea. But Dr. Howard Anders, who earlier had

been ignored by the press when he warned that the Liberty Loan parade would spread influenza, was given page one by the *Ledger* on October 10 to state, “Dirty streets, filth allowed to collect and stand until, germ-laden and disease-breeding, it is carried broadcast with the first gust of wind—there you have one of the greatest causes of the terrible epidemic.” Other Philadelphia doctors agreed: “The condition of the streets spreads the epidemic.”

So Krusen sent trucks and men down them with their water sprays and sweepers almost daily, doing the job Vare had been paid for many times but had never done. Krusen, Emergency Aid, and the Catholic Church teamed up to do one more thing, the most important thing. They began to clear the bodies.

The corpses had backed up at undertakers’, filling every area of these establishments and pressing up into living quarters; in hospital morgues overflowing into corridors; in the city morgue overflowing into the street. And they had backed up in homes. They lay on porches, in closets, in corners of the floor, on beds. Children would sneak away from adults to stare at them, to touch them; a wife would lie next to a dead husband, unwilling to move him or leave him. The corpses, reminders of death and bringers of terror or grief, lay under ice at Indian-summer temperatures. Their presence was constant, a horror demoralizing the city; a horror that could not be escaped. Finally the city tried to catch up to them.

Krusen sent police to clear homes of bodies that had remained there for more than a day, piling them in patrol wagons, but they could not keep up with the dying and fell further behind. The police wore their ghostly surgical masks, and people fled them, but the masks had no effect on the viruses and by mid-October thirty-three policemen had died, with many more to follow. Krusen opened a “supplementary morgue” at a cold-storage plant at Twentieth and Cambridge Streets; he would open five more supplementary morgues. He begged military embalmers from the army. Pepper and Martin convinced the Brill Company, which made streetcars, to build thousands of simple boxes for coffins, and they gathered students from embalming schools and morticians from as far as 150 miles away. More coffins came by rail, guarded by men with guns.

And graves were dug. First the families of the dead picked up shovels and dug into the earth, faces streaked with sweat and tears and grit. For gravediggers would not work. The city's official annual report notes that "undertakers found it impossible to hire persons willing to handle the bodies, owing to the decomposed nature of the same." When Anna Lavin's aunt died, "They took her to the cemetery. My father took me and the boy, who also had the flu, and he was wrapped—my father carried him—wrapped in a blanket to the cemetery to say the prayer for the dead.... The families had to dig their own graves. That was the terrible thing."

Pepper and Martin offered ten dollars a day to anyone who would touch a corpse, but that proved inadequate, and still the bodies piled up. Seminary students volunteered as gravediggers, but they still could not keep pace. The city and archdiocese turned to construction equipment, using steam shovels to dig trenches for mass graves. Michael Donohue, an undertaker, said, "They brought a steam shovel in to Holy Cross Cemetery and actually excavated.... They would begin bringing caskets in and doing the committal prayers right in the trench and they'd line them up right in, one right after another, this was their answer to helping the families get through things."

The bodies that were choking homes and lying in stacks in mortuaries were ready to go, finally, into the ground.

To collect them, Archbishop Denis Dougherty, installed in office only a few weeks earlier—later he became the first cardinal from the archdiocese—sent priests down the streets to remove bodies from homes. They joined the police and a few hardy others who were doing the same.

Sometimes they collected the bodies in trucks. "So many people died they were instructed to ask for wooden boxes and put the corpse on the front porches," recalled Harriet Ferrell. "An open truck came through the neighborhood and picked up the bodies. There was no place to put them, there was not room."

And sometimes they collected the bodies in wagons. Selma Epp's brother Daniel died: "[P]eople were being placed on these horse-drawn wagons and my aunt saw the wagons pass by and he was placed on the wagon; everyone was too weak to protest. There were no coffins in the wagon but the people who had died were wrapped in a sort of sackcloth and placed in the wagon. One was on top of the other, there were so many bodies. They were drawn by horses and the wagons took the bodies away."

No one could look at the trucks and carts carrying bodies—bodies wrapped in cloth stacked loosely on other bodies wrapped in cloth, arms and legs protruding, bodies heading for cemeteries to be buried in trenches—or hear the keening of the mourners and the call for the dead, and not think of another plague—the plague of the Middle Ages.

Under the initial burst of energy the city seemed at first to rally, to respond with vigor and courage now that leadership and organization seemed in place.

But the epidemic did not abate. The street cleaning accomplished nothing, at least regarding influenza, and the coroner—Vare’s man—blamed the increasing death toll on the ban by the state public health commissioner on liquor sales, claiming alcohol was the best treatment for influenza.

In virtually every home, someone was ill. People were already avoiding each other, turning their heads away if they had to talk, isolating themselves. The telephone company increased the isolation: with eighteen hundred telephone company employees out, the phone company allowed only emergency calls; operators listened to calls randomly and cut off phone service of those who made routine calls. And the isolation increased the fear. Clifford Adams recalled, “They stopped people from communicating, from going to churches, closed the schools,...closed all the saloons.... Everything was quiet.”

Very likely half a million—possibly more—Philadelphians fell sick. It is impossible to be more precise: despite the new legal requirement to report cases, physicians were far too busy to do so, and by no means did physicians see all victims. Nor did nurses.

People needed help and, notwithstanding the efforts of Emergency Aid, the Council of National Defense, and the Red Cross, help was impossible to get.

The *Inquirer* blared in headlines; “Scientific Nursing Halting Epidemic.”

But there were no nurses.

The log of a single organization that sent out nurses noted without comment, “The number of calls received, 2,955, and calls not filled, 2,758.” *Calls received, 2,955; calls not filled, 2,758.* And the report pointed out that

even those numbers—93 percent of the calls unfilled, 7 percent filled—was an understatement, since the “‘calls received’...does not represent the number of nurses required, for many of the calls were for several nurses to go to one place; two of the calls being for 50 nurses each.”

Those nurses were needed, needed desperately. One study of fifty-five flu victims who were not hospitalized found that not one was ever seen by a nurse or a doctor. Ten of the fifty-five patients died.

It now seemed as if there had never been life before the epidemic. The disease informed every action of every person in the city.

The archbishop released nuns for service in hospitals, including Jewish hospitals, and allowed them to violate rules of their orders, to spend overnight away from the convent, to break vows of silence. They did not make a dent in the need.

By then many of those who had earlier rushed forward to volunteer had withdrawn. The work was too gruesome, or too arduous, or they themselves fell ill. Or they too were frightened. Every day newspapers carried new and increasingly desperate pleas for volunteers.

On the single *day* of October 10, the epidemic alone killed 759 people in Philadelphia. Prior to the outbreak, deaths from all causes—all illnesses, all accidents, all suicides, and all murders—averaged 485 a *week*.

Fear began to break down the community of the city. Trust broke down. Signs began to surface of not just edginess but anger, not just finger-pointing or protecting one's own interests but active selfishness in the face of general calamity. The hundreds of thousands sick in the city became a great weight dragging upon it. And the city began to implode in chaos and fear.

Pleas for volunteers became increasingly plaintive, and increasingly strident. Under the headline “Emergency Aid Calls for Amateur Nurses,” newspapers printed Mrs. Martin's request: “In this desperate crisis the Emergency Aid calls on all...who are free from the care of the sick at home and who are in good physical condition themselves...to report at 1428 Walnut Street as early as possible Sunday morning. The office will be open all day and recruits will be enrolled and immediately sent out on emergency work.”

Krusen declared, "It is the duty of every well woman in the city who can possibly get away from her duties to volunteer for this emergency."

But who listened to him anymore?

Mrs. Martin called for help from "all persons with two hands and a willingness to work."

Few came.

On October 13, the Bureau of Child Hygiene publicly begged for neighbors to take in, at least temporarily, children whose parents were dying or dead. The response was almost nil.

Elizabeth Martin pleaded, "We simply must have more volunteer helpers.... We have ceased caring for ordinary cases of the disease.... These people are almost all at the point of death. Won't you ask every able-bodied woman in Philadelphia whether or not she has any experience in nursing to come to our help?"

Few replied.

The need was not only for medical care, but for care itself. Entire families were ill and had no one to feed them. Krusen pleaded publicly; "Every healthy woman in the city who can possibly be spared from her home can be used in fighting the epidemic."

But by now the city had heard enough pleas, and had turned into itself. There was no trust, no trust, and without trust all human relations were breaking down.

The professionals had continued to do their duty. One physician at Philadelphia Hospital, a woman, had said she was certain she was going to die if she remained, and fled. But that was a rarity. Doctors died, and others kept working. Nurses died, and others kept working. Philadelphia Hospital had twenty student nurses from Vassar. Already two had died but the others "have behaved splendidly.... They say they will work all the harder."

Other professionals did their jobs as well. The police performed with heroism. Before the epidemic they had too often acted like a private army that owed its allegiance to the Vare machine. They had stood almost alone in the country against the navy's crackdown on prostitution near military facilities. Yet when the police department was asked for four volunteers to "remove bodies from beds, put them in coffins and load them in vehicles," when the police knew that many of those bodies had decomposed, 118 officers responded.

But citizens in general had largely stopped responding. Many women had reported to an emergency hospital for a single shift. They had never returned. Some had disappeared in the middle of a shift. On October 16 the chief nurse at the city's largest hospital told an advisory council, "[V]olunteers in the wards are useless.... [T]hey are afraid. Many people have volunteered and then refused to have anything to do with patients."

The attrition rate even where volunteers did not come into contact with the sick—in the kitchens, for example—was little better. Finally Mrs. Martin turned bitter and contemptuous: "Hundreds of women who are content to sit back...had delightful dreams of themselves in the roles of angels of mercy, had the unfathomable vanity to imagine that they were capable of great spirit of sacrifice. Nothing seems to rouse them now. They have been told that there are families in which every member is ill, in which the children are actually starving because there is no one to give them food. The death rate is so high and they still hold back."

Susanna Turner, who did volunteer at an emergency hospital and stayed, who went there day after day, remembered, "The fear in the hearts of the people just withered them.... They were afraid to go out, afraid to do anything.... You just lived from day to day, did what you had to do and not think about the future.... If you asked a neighbor for help, they wouldn't do so because they weren't taking any chances. If they didn't have it in their house, they weren't going to bring it in there.... You didn't have the same spirit of charity that you do with a regular time, when someone was sick you'd go and help them, but at that time they helped themselves. It was a horror-stricken time."

The professionals were heroes. The physicians and nurses and medical students and student nurses who were all dying in large numbers themselves held nothing of themselves back. And there were others. Ira Thomas played catcher for the Philadelphia Athletics. The baseball season had been shortened by Crowder's "work or fight" order, since sport was deemed unnecessary labor. Thomas's wife was a six-foot-tall woman, large-boned, strong. They had no children. Day after day he carried the sick in his car to hospitals and she worked in an emergency hospital. Of course there were others. But they were few.

"Help out?" said Susanna Turner. "They weren't going to risk it, they just refused because they were so panic-stricken, they really were, they feared their relatives would die because so many did die—they just dropped

dead.” No one could buy things. Commodities dealers, coal dealers, grocers closed “because the people who dealt in them were either sick or afraid and they had reason to be afraid.”

During the week of October 16 alone, 4,597 Philadelphians died from influenza or pneumonia, and influenza killed still more indirectly. That would be the worst week of the epidemic. But no one knew that at the time. Krusen had too often said the peak had passed. The press had too often spoken of triumph over disease.

Even war industries, despite the massive propaganda campaigns telling workers victory depended upon their production, saw massive absences. Anna Lavin said, “We didn’t work. Couldn’t go to work. Nobody came into work.” Even those who weren’t sick “stayed in. They were all afraid.”

Between 20 and 40 percent of the workers at Baldwin Locomotive, at Midvale Steel, at Sun Shipbuilding, each plant employing thousands, were absent. At virtually every large employer, huge percentages of employees were absent. Thirty-eight hundred Pennsylvania Railroad workers were out. The Baltimore and Ohio Railroad set up its own emergency hospitals along its tracks. The entire transportation system for the mid-Atlantic region staggered and trembled, putting in jeopardy most of the nation’s industrial output.

The city was breaking apart. Orphans were already becoming a problem. Social service agencies that tried but fell short in their efforts to deliver food and transport people to hospitals began to plan for the orphans as well.

CHAPTER TWENTY-NINE

WHAT WAS HAPPENING in Philadelphia was happening everywhere. In that densely populated city, Isaac Starr had counted not a single other car on the road in his twelve-mile drive from the city center home. And on the other side of the world, the same experiences—the deaths, the terror, the reluctance to help, the silence—were replicated. Alfred Hollows was in Wellington, New Zealand: “I was detailed to an emergency hospital in Abel Smith Street. It was a hall...staffed by women volunteers.” They had sixty beds. “Our death rate was really quite appalling—something like a dozen a day—and the women volunteers just disappeared, and weren’t seen again.... I stood in the middle of Wellington City at 2 P.M. on a weekday afternoon, and there was not a soul to be seen—no trams running, no shops open, and the only traffic was a van with a white sheet tied to the side, with a big red cross painted on it, serving as an ambulance or hearse. It was really a City of the Dead.”

In New York City at Presbyterian Hospital, each morning on rounds Dr. Dana Atchley was astounded, and frightened, to see that, for what seemed to him an eternity, every single patient—every one—in the critical section had died overnight.

The federal government was giving no guidance that a reasoning person could credit. Few local governments did better. They left a vacuum. Fear filled it.

The government’s very efforts to preserve “morale” fostered the fear, for since the war began, morale—defined in the narrowest, most shortsighted fashion—had taken precedence in every public utterance. As California senator Hiram Johnson said in 1917, “The first casualty when war comes is truth.”

It was a time when the phrase “brisk fighting” meant that more than 50 percent of a unit was killed or wounded; a time when the memoir of a nurse at the front, published in 1916, was withdrawn by her publisher after America entered the war because she told the truth about gruesome conditions; a time when newspapers insisted, “There is plenty of gasoline

and oil for automobile use,” even while gas stations were ordered to close “voluntarily” at night and Sundays and a national campaign was being waged against driving on “gasless Sundays”—and police pulled over motorists who did not “voluntarily” comply.

Newspapers reported on the disease with the same mixture of truth and half-truth, truth and distortion, truth and lies with which they reported everything else. And no national official ever publicly acknowledged the danger of influenza.

But in the medical community, deep concern had arisen. Welch of course had initially feared that it might be a new disease, although he soon recognized it as influenza. Many serious pathologists in Germany and Switzerland considered the possibility of plague. The director of the laboratory at Bellevue Hospital wondered in the *Journal of the American Medical Association* if “the world is facing” not a pandemic of an extraordinarily lethal influenza but instead a mild version of plague, noting, “The similarity of the two diseases is enforced by the clinical features, which are remarkably alike in many respects, and by the pathology of certain tissues other than the lungs.”

What pathologists said in medical journals physicians muttered to each other, while laymen and -women watched a husband or wife turning almost black. And a great chill settled over the land, a chill of fear.

Meanwhile, William Park sat in his laboratory amid petri dishes, dissected mice, and cultures of pathogens, and quoted Daniel Defoe’s *Journal of the Plague Year*: “In the whole the face of things, as I say, was much altered; sorrow and sadness sat upon every face; and though some parts were not yet overwhelmed, yet all looked deeply concerned; and as we saw it apparently coming on, so every one looked on himself and his family as in the utmost danger.”

As terrifying as the disease was, the press made it more so. They terrified by making little of it, for what officials and the press said bore no relationship to what people saw and touched and smelled and endured. People could not trust what they read. Uncertainty follows distrust, fear follows uncertainty, and, under conditions such as these, terror follows fear.

When influenza struck in Massachusetts, the nearby *Providence Journal* reported; “All the hospital beds at the forts at Boston harbor are occupied

by influenza patients.... There are 3,500 cases at Camp Devens.” Yet the paper asserted, “Such reports may actually be reassuring rather than alarming. The soldier or sailor goes to bed if he is told to, just as he goes on sentry duty. He may not think he is sick, and he may be right about it, but the military doctor is not to be argued with and at this time the autocrat is not permitting the young men under his charge to take any chance.”

As the virus infested the Great Lakes Naval Training Station, the Associated Press reported, “To dispel alarm caused throughout the country by exaggerated stories...Captain W. A. Moffat, commandant, gave out the statement today that while there are about 4,500 cases of the disease among the 45,000 blue jackets at the station, the situation in general is much improved. The death rate has been only one and one half per cent, which is below the death rate in the east.”

That report was meant to reassure. It is unlikely that it did so, even though it omitted the fact that quarantines were being imposed upon the training station, the adjoining Great Lakes Aviation Camp, and the nearby Fort Sheridan army cantonment, which, combined, amounted to the largest military concentration in the country. And military authorities of course assured both civilians nearby as well as the country at large that “the epidemic is on the wane.”

Over and over in hundreds of newspapers, day after day, repeated in one form or another people read Rupert Blue’s reassurance as well: “There is no cause for alarm if precautions are observed.”

They read the words of Colonel Philip Doane, the officer in charge of health at the country’s shipyards, who told the Associated Press, “The so-called Spanish influenza is nothing more or less than old fashioned grippe.”

Those words, too, ran in hundreds of newspapers. But people could smell death in them. Then they came to know that death.

Immediately outside Little Rock lay Camp Pike, where eight thousand cases were admitted to the hospital in four days and the camp commandant stopped releasing the names of the dead. “You ought to see this hospital tonight,” wrote Francis Blake, one of four members of the army’s pneumonia commission at Pike. “Every corridor and there are miles of them with a double row of cots and every ward nearly with an extra row down the middle with influenza patients and lots of barracks about the camp turned into emergency infirmaries and the Camp closed.... There is only death and destruction.”

The camp called upon Little Rock for nurses, doctors, linens, and coffins, all while within the city the *Arkansas Gazette* declared in headlines, “Spanish influenza is plain la grippe—same old fever and chills.”

Outside Des Moines, Iowa, at Camp Dodge, also, influenza was killing hundreds of young soldiers. Within the city a group called the Greater Des Moines Committee, businessmen and professionals who had taken charge during the emergency, included the city attorney who warned publishers—and his warning carried the sting of potential prosecution—“I would recommend that if anything be printed in regard to the disease it be confined to simple preventive measures—something constructive rather than destructive.” Another committee member, a physician, said, “There is no question that by a right attitude of the mind these people have kept themselves from illness. I have no doubt that many persons have contracted the disease through fear.... Fear is the first thing to be overcome, the first step in conquering this epidemic.”

The Bronxville, New York, *Review Press and Reporter* simply said nothing at all about influenza, absolutely nothing, until October 4, when it reported that the “scourge” had claimed its first victim there. It was as if the scourge had come from nowhere; yet even the paper recognized that, without its printing a word, everyone knew of it. And even as the epidemic rooted itself in Bronxville, the paper condemned “alarmism” and warned, “Fear kills more than the disease and the weak and timid often succumb first.”

Fear, that was the enemy. Yes, fear. And the more officials tried to control it with half-truths and outright lies, the more the terror spread.

The Los Angeles public health director said, “If ordinary precautions are observed there is no cause for alarm.” Forty-eight hours later he closed all places of public gatherings, including schools, churches, and theaters.

The Illinois superintendent of public health had—privately, in a confidential meeting with other Illinois public health officials and Chicago politicians—suggested they close all places of business to save lives. Chicago Public Health Commissioner John Dill Robertson violently rejected that suggestion as unwarranted and very damaging to morale. In his official report on the epidemic, he bragged, “Nothing was done to interfere with the morale of the community.” Later he explained to other public

health professionals, “It is our duty to keep the people from fear. Worry kills more people than the epidemic.”

The mortality rate at Cook County Hospital for all influenza cases—not just those who developed pneumonia—was 39.8 percent.

Literary Digest, one of the largest-circulation periodicals in the country, advised, “Fear is our first enemy.”

“Don’t Get Scared!” was the advice printed in virtually every newspaper in the country, in large, blocked-off parts of pages labeled “Advice on How to Avoid Influenza.”

The *Albuquerque Morning Journal* issued instructions on “How to Dodge ‘Flu.’” The most prominent advice was the usual: “Don’t Get Scared.” Almost daily it repeated, “Don’t Let Flu Frighten You to Death,” “Don’t Panic.”

In Phoenix the *Arizona Republican* monitored influenza from a distance. On September 22 it declared “Dr. W. C. Woodward of the Boston Health Department assumed an optimistic attitude tonight.... Dr. Woodward said the increase in cases today was not alarming.” At Camp Dix “the camp medical authorities asserted they have the epidemic under control.” And the paper noted the first influenza deaths in New Orleans two days before the New Orleans daily newspaper the *Item* mentioned any death in the city.

But after the first case appeared in Phoenix itself, the *Republican* fell silent, utterly silent, saying nothing about influenza anyplace in the country until the news was such that it could no longer keep silent. Its competitor the *Gazette* competed in reassurances, quoting local physician Herman Randall saying, “Ten people sit in the same draught, are exposed to the same microbes. Some will suffer and perhaps die, while the others go scot free.... The people during an epidemic who are most fearful are usually, on the testimony of physicians, the first ones to succumb to the disease.” And in Phoenix, even after the war ended, the “Citizens’ Committee” that had taken over the city during the emergency continued to impose silence, ordering that “merchants of the city refrain from mentioning the influenza epidemic directly or indirectly in their advertising.”

Meanwhile, Vicks VapoRub advertisements in hundreds of papers danced down the delicate line of reassurance while promising relief, calling the epidemic, “Simply the Old-Fashioned Grip Masquerading Under a New Name.”

Some papers experimented in controlling fear by printing almost nothing at all. In Goldsboro, North Carolina, recalls a survivor, “The papers didn’t even want to publish the lists of names [of the dead].... The information about who was dying had to come up through the grapevine, verbally, from one person to the other.”

A historian studying Buffalo County, Nebraska, expressed puzzlement that “[t]he county newspapers manifested a curious reticence regarding the effects of influenza, perhaps most evident in the *The Kearney Hub*. It may be surmised that the editors played down the severity of the problem to discourage the onset of general panic in the face of what was a thoroughly frightening situation.” As late as December 14 that paper was telling people not to “get panicky,” telling them city officials were “not inclined to be as panicky as a great many citizens.”

How could one not get panicky? Even before people’s neighbors began to die, before bodies began to pile up in each new community, every piece of information except the newspapers told the truth. Even while Blue recited his mantra—*There is no cause for alarm if proper precautions are taken*—he was calling upon local authorities to “close all public gathering places, if their community is threatened with the epidemic. This will do much toward checking the spread of the disease.” Even if Colonel Doane had said *Influenza is nothing more or less than old fashioned grippe*, newspapers also quoted him saying, “Every person who spits is helping the Kaiser.”

And even while Blue and Doane, governors and mayors, and nearly all the newspapers insisted that this was influenza, only influenza, the Public Health Service was making a massive effort to distribute advice—nearly useless advice. It prepared ready-to-print plates and sent them to ten thousand newspapers, most of which did print them. It prepared—the Red Cross paid for printing and distribution—posters and pamphlets, including six million copies of a single circular. Teachers handed them out in schools; bosses stacked them in stores, post offices, and factories; Boy Scouts stuffed them into tens of thousands of doorways; ministers referred to them on Sundays; mailmen carried them to rural free delivery boxes; city workers pasted posters to walls.

But a Public Health Service warning to avoid crowds came too late to do much good, and the only advice of any real use remained the same: that

those who felt sick should go to bed immediately and stay there several days after all symptoms disappeared. Everything else in Blue's circulars was so general as to be pointless. Yet all over the country, newspapers printed again and again: "Remember the 3 Cs, clean mouth, clean skin, and clean clothes.... Keep the bowels open.... Food will win the war.... [H]elp by choosing and chewing your food well."

The *Journal of the American Medical Association* knew better. It dismissed the public reassurances and warned, "The danger to life from influenza in this epidemic is so grave that it is imperative to secure from the individual patient the most complete isolation." And it attacked "current advice and instructions to the public from the official and other sources"—Blue's advice, the advice from local public-health officials downplaying everything—as useless and dangerous.

"Don't Get Scared!" said the newspapers.

Meanwhile people read—those in the West seeing it before the virus reached them—the Red Cross appeals published in newspapers, often in half-page advertisements that said; "The safety of this country demands that all patriotic available nurses, nurses' aids [*sic*] or anyone with experience in nursing place themselves at once under the disposal of the Government.... Physicians are urgently requested to release from attendance on chronic cases and all other cases which are not critically ill every nurse working under their direction who can possibly be spared for such duty. Graduate nurses, undergraduates, nurses' aids, and volunteers are urged to telegraph collect at once...to their local Red Cross chapter or Red Cross headquarters, Washington, D.C."

"Don't Get Scared!" said the papers.

Be not afraid.

But not everyone was ready to trust in God.

In 2001 a terrorist attack with anthrax killed five people and transfixed America. In 2002 an outbreak of West Nile virus killed 284 people nationally in six months and sparked headlines for weeks, along with enough fear to change people's behavior. In 2003 SARS killed over eight hundred people around the world, froze Asian economies, and frightened millions of people in Hong Kong, Singapore, and elsewhere into wearing masks on the streets.

In 1918 fear moved ahead of the virus like the bow wave before a ship. Fear drove the people, and the government and the press could not control it. They could not control it because every true report had been diluted with lies. And the more the officials and newspapers reassured, the more they said, *There is no cause for alarm if proper precautions are taken*, or *Influenza is nothing more or less than old-fashioned grippe*, the more people believed themselves cast adrift, adrift with no one to trust, adrift on an ocean of death.

So people watched the virus approach, and feared, feeling as impotent as it moved toward them as if it were an inexorable oncoming cloud of poison gas. It was a thousand miles away, five hundred miles away, fifty miles away, twenty miles away.

In late September they saw published reports, reports buried in back pages, reports in tiny paragraphs, but reports nonetheless: eight hundred cases among midshipmen at Annapolis...in New York State coughing or sneezing without covering the face was now punishable by a year in jail and a \$500 fine...thirty cases of influenza among students at the University of Colorado—but, of course, the Associated Press reassured, “None of the cases, it was said, is serious.”

But then it *was* serious: four hundred dead in a day in Philadelphia... twenty dead in Colorado and New Mexico...four hundred now dead in Chicago...all social and amusement activities suspended in El Paso, where seven funerals for soldiers occurred in a single day (it would get much worse)...a terrible outbreak in Winslow, Arizona.

It was like being bracketed by artillery, the barrage edging closer and closer.

In Lincoln, Illinois, a small town thirty miles from Springfield, William Maxwell sensed it: “My first intimations about the epidemic was that it was something happening to the troops. There didn’t seem to be any reason to think it would ever have anything to do with us. And yet in a gradual remorseless way it kept moving closer and closer. Rumors of the alarming situation reached this very small town in the midwest.... It was like, almost like an entity moving closer.”

In Meadow, Utah, one hundred miles from Provo, Lee Reay recalled, “We were very concerned in our town because it was moving south down the highway, and we were next.” They watched it kill in Payson, then Santaguin, then Nephi, Levan, and Mills. They watched it come closer and

closer. They put up a huge sign on the road that ordered people to keep going, not to stop in Meadow. But the mailman stopped anyway.

Wherever one was in the country, it crept closer—it was in the next town, the next neighborhood, the next block, the next room. In Tucson the *Arizona Daily Star* warned readers not to catch “Spanish hysteria!” “Don’t worry!” was the official and final piece of advice on how to avoid the disease from the Arizona Board of Health.

Don’t get scared! said the newspapers everywhere. *Don’t get scared!* they said in Denver, in Seattle, in Detroit; in Burlington, Vermont, and Burlington, Iowa, and Burlington, North Carolina; in Greenville, Rhode Island, and Greenville, South Carolina, and Greenville, Mississippi. And every time the newspapers said, *Don’t get scared!* they frightened.

The virus had moved west and south from the East Coast by water and rail. It rose up in great crests to flood cities, rolled in great waves through the towns, broke into wild rivers to rage through villages, poured in swollen creeks through settlements, flowed in tiny rivulets into isolated homes. And as in a great flood it covered everything, varying in depth but covering everything, settling over the land in a great leveling.

Albert Camus wrote, “What’s true of all the evils in the world is true of plague as well. It helps men to rise above themselves.”

One who rose was Dr. Ralph Marshall Ward, who had abandoned medicine for cattle ranching. Leaving medicine had not been a business decision.

An intellectual, particularly interested in pharmacology, he was a prominent physician in Kansas City with an office and pharmacy in the Stockyard Exchange Building down by the bottoms. But Kansas City was a major railhead, with the yards near his office. Most of his practice involved treating railroad workers injured in accidents. He performed huge numbers of amputations, and seemed always to work on mangled men, men ripped into pieces by steel. To have a practice with so much human agony ripped him into pieces as well.

He had too much of doctoring, and, from treating cowboys hurt on cattle drives north to Kansas City, he had learned enough about the cattle business that he decided shortly before the war to buy a small ranch more than a thousand miles away, near San Benito, Texas, close to the Mexican

border. On the long trip south, he and his wife made a pact never to utter a word that he had been a doctor. But in October 1918, influenza reached him. Some ranch hands got ill. He began treating them. Word spread.

A few days later his wife woke up to a disturbing and unrecognizable sound. She went outside and saw out there in the gloaming people, hundreds of people, on the horizon. They seemed to cover that horizon, and as they came closer, it was clear they were Mexicans, a few of them on mules, most on foot, women carrying babies, men carrying women, bedraggled, beaten down, a mass of humanity, a mass of horror and suffering. She yelled for her husband, and he came out and stood on the porch. “Oh my God!” he said.

The people had come with nothing. But they knew he was a doctor so they had come. The Wards later told their granddaughter it was like the hospital scene in *Gone With the Wind*, with rows of wounded and dying laid out on the ground in agony. These people had come with nothing, had nothing, and they were dying. The Wards took huge pots outside to boil water, used all their resources to feed them, treated them. Out on the empty harsh range near the Mexican border, they had no Red Cross to turn to for help, no Council of National Defense. They did what they could, and it ruined them. He went back to Kansas City; he had already gone back to being a doctor.

There were other men and women like the Wards. Physicians, nurses, scientists—did their jobs, and the virus killed them, killed them in such numbers that each week *JAMA* was filled with literally page after page after page after page after page of nothing but brief obituaries in tiny compressed type. Hundreds of doctors dying. Hundreds. Others helped too.

But as Camus knew, evil and crises do not make all men rise above themselves. Crises only make them discover themselves. And some discover a less inspiring humanity.

As the crest of the wave that broke over Philadelphia began its sweep across the rest of the country, it was accompanied by the same terror that had silenced the streets there. Most men and women sacrificed and risked their lives only for those they loved most deeply: a child, a wife, a husband. Others, loving chiefly themselves, fled in terror even from them.

Still others fomented terror, believing that blaming the enemy—Germany—could help the war effort, or perhaps actually believing that Germany was responsible. Doane himself charged that “German agents... from submarines” brought influenza to the United States. “The Germans have started epidemics in Europe, and there is no reason why they should be particularly gentle to America.”

Others around the country echoed him. Starkville, Mississippi, a town of three thousand in the Mississippi hill country, was built around a sawmill, cotton farms—not the rich, lush plantations of the Delta but harsh land—and Mississippi A&M College (now Mississippi State University). It served as headquarters for Dr. M. G. Parsons, the U.S. Public Health Service officer for northeastern Mississippi, who proudly informed Blue that he had succeeded in getting local newspapers to run stories he made up that “aid in forming a proper frame of mind” in the public. That frame of mind was fear. Parsons wanted to create fear, believing it “prepared the public mind to receive and act on our suggestions.”

Parsons got the local press to say, “The Hun resorts to unwanted murder of innocent noncombatants.... He has been tempted to spread sickness and death thru germs, and has done so in authenticated cases.... Communicable diseases are more strictly a weapon for use well back of the lines, over on French or British, or American land.” Blue neither reprimanded Parsons for fomenting fear nor suggested that he take another tack. Another story read, “The Germs Are Coming. An epidemic of influenza is spreading or being spread, (we wonder which).”...

Those and similar charges created enough public sentiment to force Public Health Service laboratories to waste valuable time and energy investigating such possible agents of germ warfare as Bayer aspirin. Parsons’s territory bordered on Alabama and there a traveling salesman from Philadelphia named H. M. Thomas was arrested on suspicion of being a German agent and spreading influenza—death. Thomas was released, but on October 17, the day after influenza had killed 759 people in Philadelphia, his body was found in a hotel room with his wrists cut—and his throat slit. Police ruled it suicide.

Everywhere, as in Philadelphia, two problems developed: caring for the sick, and maintaining some kind of order.

In Cumberland, Maryland, a gritty railroad and industrial city in the heart of a coal-mining region—where one actually *could* throw a stone across the Potomac River into West Virginia—to prevent the spread of the disease schools and churches had already been closed, all public gathering places had been closed, and stores had been ordered to close early. Nonetheless, the epidemic exploded on October 5. At noon that day the local Red Cross chairman met with the treasurer of the Red Cross's War Fund and the head of the local Council of National Defense. Their conclusion: "The matter seemed far beyond control.... Reports were spreading fast that 'this one' or 'that one' had died without doctor or nurse and it was a panic indeed."

They decided to convert two large buildings on Washington Street to emergency hospitals. From there a handful of women took over, meeting barely an hour after the men had. Each woman had a task: to gather linens, or bathroom supplies, or cooking utensils, or flour. They worked fast. The next morning the hospitals filled with patients.

In Cumberland, 41 percent of the entire population got sick. But the emergency hospitals had only three nurses. The organizers begged for more: "We notified the Bd of Health we must have more nurses if we were to go on....[Nurses] promised. However this help never materialized and up to date...93 admissions, 18 deaths. The question of orderlies is difficult. They are just not to be found."

Back in Starkville, Parsons met with the president of the college, the army commander of the students—all the students had been inducted into the army—and physicians. "We had an open discussion of the dangers and best actions to take and they assured me everything possible would be done," he wired Blue. He asked for and received fifteen thousand pamphlets, posters, and circulars, more than the combined population of Starkville, Columbus, and West Point. But he, and they, accomplished little. Of eighteen hundred students, well over half would get influenza. On October 9 Parsons "found unbelievable conditions with everybody in power stunned." At that moment eight hundred students were sick and 2 percent of all students had already died, with many deaths to come. Parsons found "influenza is all thru the region, in town, hamlet, and single home. People are pretty well scared, with reason...." In West Point, a town of five thousand, fifteen hundred were ill simultaneously. Parsons confessed, "Panic incipient."

In El Paso a U.S. Public Health Service officer reported to Blue, “I have the honor to inform you that from Oct 9th to date there have been 275 deaths from influenza in El Paso among civilians. This does not include civilians who are employed by the government and who died at the base hospital of Fort Bliss, nor does it include soldiers...[W]hole city in a panic.”

In Colorado, towns in the San Juan Mountains did not panic. They turned grimly serious. They had time to prepare. Lake City guards kept the town entirely free of the disease, allowing no one to enter. Silverton, a town of two thousand, authorized closing businesses even before a single case surfaced. But the virus snuck in, with a vengeance. In a single week in Silverton, 125 died. The town of Ouray set up a “shot gun quarantine,” hiring guards to keep miners from Silverton and Telluride out. But the virus reached Ouray as well.

It had not reached Gunnison. Neither tiny nor isolated, Gunnison was a railroad town, a supply center for the west-central part of the state, the home of Western State Teachers College. In early October—far in advance of any cases of influenza—Gunnison and most neighboring towns issued a closing order and a ban on public gatherings. Then Gunnison decided to isolate itself entirely. Gunnison lawmen blocked all through roads. Train conductors warned all passengers that if they stepped foot on the platform in Gunnison to stretch their legs, they would be arrested and quarantined for five days. Two Nebraskans trying simply to drive through to a town in the next county ran the blockade and were thrown into jail. Meanwhile, the nearby town of Sargents suffered six deaths in a single day—out of a total population of 130.

Early in the epidemic, back on September 27—it seemed like years before—the Wisconsin newspaper the *Jefferson County Union* had reported the truth about the disease, and the general in charge of the Army Morale Branch decreed the report “depressant to morale” and forwarded it to enforcement officials for “any action which may be deemed appropriate,” including criminal prosecution. Now, weeks later, after weeks of dying and with the war over, the *Gunnison News-Chronicle*, unlike virtually every other newspaper in the country, played no games and warned, “This disease is no joke, to be made light of, but a terrible calamity.”

Gunnison escaped without a death.

In the United States, the war was something *over there*. The epidemic was *here*.

“Even if there was war,” recalled Susanna Turner of Philadelphia, “the war was removed from us, you know...on the other side.... This malignancy, it was right at our very doors.”

People feared and hated this malignancy, this alien thing in their midst. They were willing to cut it out at any cost. In Goldsboro, North Carolina, Dan Tonkel recalled, “We were actually almost afraid to breathe, the theaters were closed down so you didn’t get into any crowds.... You felt like you were walking on eggshells, you were afraid even to go out. You couldn’t play with your playmates, your classmates, your neighbors, you had to stay home and just be careful. The fear was so great people were actually afraid to leave their homes. People were actually afraid to talk to one another. It was almost like don’t breathe in my face, don’t look at me and breathe in my face.... You never knew from day to day who was going to be next on the death list.... That was the horrible part, people just died so quickly.”

His father had a store. Four of eight salesgirls died. “Farmers stopped farming and the merchants stopped selling merchandise and the country really more or less just shut down holding their breath. Everyone was holding their breath.” His uncle Benny was nineteen years old and had been living with him until he was drafted and went to Fort Bragg, which sent him home when he reported. The camp was refusing all new draftees. Tonkel recalls his parents not wanting to allow Benny back in the house. ““Benny we don’t know what to do with you,”” they said. ““Well, what can I tell you. I’m here,”” his uncle replied. They let him in. “We were frightened, yes absolutely, we were frightened.”

In Washington, D.C., William Sardo said, “It kept people apart.... It took away all your community life, you had no community life, you had no school life, you had no church life, you had nothing.... It completely destroyed all family and community life. People were afraid to kiss one another, people were afraid to eat with one another, they were afraid to have anything that made contact because that’s how you got the flu.... It destroyed those contacts and destroyed the intimacy that existed amongst people.... You were constantly afraid, you were afraid because you saw so much death around you, you were surrounded by death.... When each day dawned you didn’t know whether you would be there when the sun set that

day. It wiped out entire families from the time that the day began in the morning to bedtime at night—entire families were gone completely, there wasn't any single soul left and that didn't happen just intermittently, it happened all the way across the neighborhoods, it was a terrifying experience. It justifiably should be called a plague because that's what it was.... You were quarantined, is what you were, from fear, it was so quick, so sudden.... There was an aura of a constant fear that you lived through from getting up in the morning to going to bed at night.”

In New Haven, Connecticut, John Delano recalled the same isolating fear: “Normally when someone was sick in those days the parents, the mothers, the fathers, would bring food over to other families but this was very weird.... Nobody was coming in, nobody would bring food in, nobody came to visit.”

Prescott, Arizona, made it illegal to shake hands. In Perry County, Kentucky, in the mountains where men either dug into the earth for coal or scratched upon the earth's surface trying to farm despite topsoil only a few inches deep, a county of hard people, where family ties bound tightly, where men and women were loyal and would murder for pride or honor, the Red Cross chapter chairman begged for help, reporting “hundreds of cases up in mountains that they were unable to reach.” They were unreachable not just because the county had almost no roads; streambeds in dry weather substituted for them and when the streambeds filled, transport became impossible. It was more: “People starving to death not from lack of food but because the well were panic stricken and would not go near the sick; that in the stricken families the dead were lying uncared for.” Doctors were offered \$100 to come out and stay there one hour. None came. Even one Red Cross worker, Morgan Brawner, arrived in the county Saturday and left Sunday, himself terror stricken. He had reason to fear: in some areas the civilian mortality rate reached 30 percent.

In Norwood, Massachusetts, a historian years later interviewed survivors. One man, a newsboy in 1918, remembered that his manager would “tell me to put the money on the table and he'd spray the money before he'd pick it up.” Said another survivor; “There wasn't much visiting.... We stayed by ourselves.” And another: “[H]e'd bring, you know, whatever my father needed and leave it on the doorstep. No one would go into each other's houses.” And another: “Everything came to a standstill.... We weren't allowed out the door. We had to keep away from people.” And

another: “A cop, a big burly guy...came up to the house and nailed a big white sign and on the sign it said INFLUENZA in red letters. And they nailed it to the door.” A sign made a family even more isolated. And another survivor: “I’d go up the street, walk up the street with my hand over my eyes because there were so many houses with crepe draped over the doors.” And still another: “It was horrifying. Not only were you frightened you might come down with it but there was the eerie feeling of people passing away all around you.”

In Luce County, Michigan, one woman was nursing her husband and three boys when she “came down with it herself,” reported a Red Cross worker. “Not one of the neighbors would come in and help. I stayed there all night, and in the morning telephoned the woman’s sister. She came and tapped on the window, but refused to talk to me until she had gotten a safe distance away.... I could do nothing for the woman...except send for the priest.”

Monument and Ignacio, Colorado, went further than banning all public gatherings. They banned customers from stores; the stores remained open, but customers shouted orders through doors, then waited outside for packages.

Colorado Springs placarded homes with signs that read “Sickness.”

In no industry did workers hear more about patriotism, about how their work mattered to the war effort as much as that of soldiers fighting at the front, than in shipbuilding. Nor were workers in any industry more carefully attended to. In all plants common drinking cups were immediately destroyed, replaced by tens of thousands of paper cups. Hospital and treatment facilities were arranged in advance, influenza vaccine supplied, and it was perhaps the only industry in which nurses and doctors remained available. As a result, claimed a Public Health Service officer, “There is no reason to believe that many men were absent from work through panic or fear of the disease, because our educational program took care to avoid frightening the men. The men were taught that they were safer at work than any where else.”

They were also of course not paid unless they came to work. But at dozens of shipyards in New England, the absentee records were striking. At the L. H. Shattuck Company, 45.9 percent of the workers stayed home. At

the George A. Gilchrist yard, 54.3 percent stayed home. At Freeport Shipbuilding, 57 percent stayed home. At Groton Iron Works, 58.3 percent stayed home.

Twenty-six hundred miles away was Phoenix, Arizona. At the beginning of the epidemic its newspapers had behaved as did those everywhere else, saying little, reassuring, insisting that fear was more dangerous than the disease. But the virus took its time there, lingered longer than elsewhere, lingered until finally even the press expressed fear. On November 8 the *Arizona Republican* warned, "The people of Phoenix are facing a crisis. The [epidemic] has reached such serious proportions that it is the first problem before the people.... Almost every home in the city has been stricken with the plague.... Fearless men and women [must] serve in the cause of humanity."

The war was three days from ending, and several false peaces had been announced. Still, for that newspaper to call influenza "the first problem" while the war continued was extraordinary. And finally the city formed a "citizens' committee" to take charge.

In Arizona, citizens' committees were taken seriously. A year earlier fifteen hundred armed members of a "Citizens Protective League" had put 1,221 striking miners into cattle and boxcars and abandoned them without food or water on a railroad siding in the desert, across the New Mexico line. In Phoenix another "citizens' committee" had been going after "bond slackers," hanging them in effigy on main streets. One man refused to buy a bond because of religious reasons. Nonetheless he was hung in effigy with a placard reading, "H. G. Saylor, yellow slacker.... Can, but won't buy a liberty bond!" Saylor was lucky. The committee also seized Charles Reas, a carpenter, tied his hands behind his back, painted his face yellow, put a noose around his neck, and dragged him through downtown Phoenix streets wearing a sign that read "with this exception we are 100%."

The influenza Citizens' Committee took similar initiatives. It deputized a special police force and also called upon all "patriotic citizens" to enforce anti-influenza ordinances, including requiring every person in public to wear a mask, arresting anyone who spit or coughed without covering his mouth, dictating that businesses (those that remained open) give twelve hundred cubic feet of air space to each customer, and halting all traffic into the city and allowing only those with "actual business here" to enter. Soon

the *Republican* described “a city of masked faces, a city as grotesque as a masked carnival.”

And yet—ironically—influenza touched Phoenix only lightly compared to elsewhere. The panic came anyway. Dogs told the story of terror, but not with their barking. Rumors spread that dogs carried influenza. The police began killing all dogs on the street. And people began killing their own dogs, dogs they loved, and if they had not the heart to kill them themselves, they gave them to the police to be killed. “At this death rate from causes other than natural,” reported the *Gazette*, “Phoenix will soon be dogless.” Back in Philadelphia Mary Volz lived near a church. She had always “loved to hear the church bells ringing, they were so jubilantly ringing.” But now every few minutes people carried a casket into the church, left, “and there would be another casket.” Each time the bells rang. “The bells were my joy and then this ‘BONG! BONG! BONG!’ I was terrified, lying sick in bed hearing ‘BONG! BONG! BONG!’ Is the bell going to bong for me?”

The war was over there. The epidemic was here. The war ended. The epidemic continued. Fear settled over the nation like a frozen blanket. “Some say the world will end in fire,” wrote Robert Frost in 1920. “Ice is also great / and would suffice.”

An internal American Red Cross report concluded, “A fear and panic of the influenza, akin to the terror of the Middle Ages regarding the Black Plague, [has] been prevalent in many parts of the country.”

CHAPTER THIRTY

WIRES POURED INTO the Red Cross and the Public Health Service demanding, pleading, begging for help. From Portsmouth, Virginia: “Urgently need two colored physicians wire prospects obtaining same.” From Carey, Kentucky: “Federal coal mines request immediate aid influenza.... Immediately rush answer.” From Spokane, Washington; “urgent need of four nurses to take charge other nurses furnished by local Red Cross chapter.”

The demands could not be met. Replies went back: “No colored physicians available.” “It is almost impossible to send nurses all being needed locally.” “Call for local volunteers with intelligence and practical experience.”

The failure to meet demand was not from lack of trying. Red Cross workers went from house to house searching for anyone with nursing experience. And when they knew of a skilled nurse, the Red Cross tracked her down. Josey Brown was a nurse watching a movie in a St. Louis theater when the lights went on, the screen went blank, and a man appeared onstage announcing that anyone named Josey Brown should go to the ticket booth. There she found a telegram ordering her to the Great Lakes Naval Training Station.

The *Journal of the American Medical Association* repeatedly—sometimes twice in the same issue—published an “urgent call on physicians for help in localities where the epidemic is unusually severe.... This service is just as definite a patriotic privilege as is that of serving in the Medical Corps of the Army or Navy.... As the call is immediate and urgent it is suggested that any physician who feels that he can do some of this work telegraph to the Surgeon General, USPHS, Washington, D.C.”

There were never enough.

Meanwhile, physicians attempted everything—*everything*—to save lives. They could relieve some symptoms. Doctors could address pain with everything from aspirin to morphine. They could control coughing at least

somewhat with codeine and, said some, heroin. They gave atropine, digitalis, strychnine, and epinephrine as stimulants. They gave oxygen.

Some treatment attempts that went beyond symptomatic relief had solid science behind them, even if no one had ever applied that science to influenza. There was Redden's approach in Boston based on Lewis's experiments with polio. That approach, with variations, was tried over and over again around the world.

And there were treatments less grounded in science. They sounded logical. They were logical. But the reasoning was also desperate, the reasoning of a doctor ready to try anything, the reasoning that mixed wild ideas or thousands of years of practice and a few decades of scientific method. First-rate medical journals rejected articles about the most outlandish and ridiculous so-called therapies, but they published anything that at least seemed to make sense. There was no time for peer review, no time for careful analysis.

JAMA published the work of a physician who claimed, "Infection was prevented in practically 100% of cases when [my] treatment was properly used." His approach had logic to it. By stimulating the flow of mucus, he hoped to help one of the first lines of defense of the body, to prevent any pathogen from attaching itself to any mucosal membrane. So he mixed irritating chemicals in powder form and blew them into the upper respiratory tract to generate large flows of mucus. The theory was sound; perhaps while mucus was actually flowing, it did some good.

One Philadelphia doctor had another idea, logical but more reaching, and wrote in *JAMA* that "when the system is saturated with alkalis, there is poor soil for bacterial growth." Therefore he tried to turn the entire body alkaline. "I have uniformly employed, and always with good results, potassium citrate and sodium bicarbonate saturation by mouth, bowel and skin.... Patients must be willing to forego [*sic*] the seductive relief by acetylsalicylic acid [aspirin].... My very successful experience in this epidemic cannot be dismissed as accidental or unique.... I urge its immediate trial empirically. Further investigation in laboratory or clinic may follow later."

Physicians injected people with typhoid vaccine, thinking—or simply hoping—it might somehow boost the immune system in general even though the specificity of the immune response was well understood. Some claimed the treatment worked. Others poured every known vaccine into

patients on the same theory. Quinine worked on one disease: malaria. Many physicians gave it for influenza with no better reasoning than desperation.

Others convinced themselves a treatment cured regardless of results. A Montana physician reported to the *New York Medical Journal* of his experimental treatment; “The results have been favorable.” He tried the treatment on six people; two died. Still he insisted, “In the four cases that recovered the results were immediate and certain.”

Two University of Pittsburgh researchers reasoned no better. They believed they had improved on the technique Redden had adopted from Flexner and Lewis. They treated forty-seven patients; twenty died. They subtracted seven deaths, arguing that the victims received the therapy too late. That still left thirteen dead out of forty-seven. Yet they claimed success.

One physician gave hydrogen peroxide intravenously to twenty-five patients in severe pulmonary distress, believing that it would get oxygen into the blood. Thirteen recovered; twelve died. This physician, too, claimed success: “The anoxemia was often markedly benefited, and the toxemia appeared to be overcome in many cases.”

Many of his colleagues tried similarly outlandish treatments and likewise claimed success. Many of them believed it.

Homeopaths believed that the epidemic proved their superiority to “allopathic” physicians. The *Journal of the American Institute for Homeopathy* claimed that influenza victims treated by regular physicians had a mortality rate of 28.2 percent—an absurdity: if that were so, the United States alone would have had several million deaths—while also claiming that twenty-six thousand patients treated by homeopaths, chiefly with the herbal drug gelsemium, had a mortality rate of 1.05 percent, with many homeopaths claiming no deaths whatsoever among thousands of patients. But the results were self-reported, making it far too easy to rationalize away those under their care who did die—to remove, for instance, from their sample any patient who, against their advice, took aspirin, which homeopaths considered a poison.

It was no different elsewhere in the world. In Greece one physician used mustard plasters to create blisters on the skin of influenza victims, then drained them, mixed the fluid with morphine, strychnine, and caffeine and

reinjecting it. “The effect was apparent at once, and in 36 to 48 or even 12 hours the temperature declined and improvement progressed.” But the mortality rate of his 234 patients was 6 percent.

In Italy one doctor gave intravenous injections of mercuric chloride. Another rubbed creosote, a disinfectant, into the axilla, where lymph nodes, outposts of white blood cells scattered through the body, lie beneath the skin. A third insisted that enemas of warm milk and one drop of creosote every twelve hours for every year of age prevented pneumonia.

In Britain the War Office published recommendations for therapy in *The Lancet*. They were far more specific than any guidance in the United States, and likely did relieve some symptoms. For sleep, twenty grains of bromide, opiates to relax cough, and oxygen for cyanosis. The recommendations warned that venesection was seldom beneficial, that alcohol was invaluable, but that little could be gained by giving food. For headache: antipyrin and salicylic acid—*aspirin*. To stimulate the heart: strychnine and digitalis.

In France, not until mid-October did the Ministry of War approach the Académie des Sciences for help. To prevent disease, some physicians and scientists advised masks. Others insisted arsenic prevented it. For treatment, the Pasteur Institute developed an antipneumococcus serum drawn as usual from horses, as well as a serum derived from the blood of patients who had recovered. (Comparisons proved the Cole and Avery serum far superior.) Anything that might lower fever was urged. Stimulants were recommended for the heart. So were “revulsions” that purged the body. Methylene blue, a dye used to stain bacteria to make them more visible under the microscope, was tried despite its known toxicity in the hopes of killing bacteria. Other doctors injected metallic solutions into muscle, so the body absorbed them gradually, or intravenously. (One doctor who injected it intravenously conceded that the treatment was “a little brutal.”) Cupping was recommended—using a flame to absorb oxygen and thus create a vacuum in a glass container, then placing it on the body, in theory to draw out poisons. One prominent physician called for “prompt bleeding” of more than pint of blood at the first signs of pulmonary edema and cyanosis, along with acetylsalicylic acid. He was hardly alone in prescribing bleeding. One physician who recommended a return to “heroic medicine” explained that the more the doctor did, the more the body was stimulated to respond. In disease as in war, he said, the fighter must seize initiative.

Across the world hundreds of millions—very likely tens of millions in the United States alone—saw no doctor, saw no nurse, but tried every kind of folk medicine or fraudulent remedy available or imaginable. Camphor balls and garlic hung around people’s necks. Others gargled with disinfectants, let frigid air sweep through their homes, or sealed windows shut and overheated rooms.

Advertisements filled the newspapers, sometimes set in the same small type as—and difficult to distinguish from—news articles, and sometimes set in large fonts blaring across a page. The one thing they shared: they all declared with confidence there *was* a way to stop influenza, there *was* a way to survive. Some claims were as simple as a shoe store’s advertising, “One way to keep the flu away is to keep your feet dry.” Some were as complex as “Making a Kolynos Gas Mask To Fight Spanish Influenza When Exposed to Infection.”

They also all played to fear. “How To Prevent Infection From Spanish Influenza.... The Surgeon General of the U.S. Army urges you to keep your mouth clean.... [use] a few drops of liquid SOZODONT.” “Help your Health Board Conquer Spanish influenza By Disinfecting your Home... Lysol Disinfectant.” “For GRIP... You are Safe When You Take Father John’s Medicine.” “Influ-BALM Prevents Spanish Flu.” “Special Notice to the Public. Telephone inquiries from Minneapolis physicians and the laity and letters from many parts of America are coming into our office regarding the use of Benetol,...a powerful bulwark for the prevention and treatment of Spanish influenza...” “Spanish influenza—what it is and how it should be treated:...Always Call a Doctor/ No Occasion For Panic.... There is no occasion for panic—influenza itself has a very low percentage of fatalities.... Use Vicks VapoRub.”

By the middle of October, vaccines prepared by the best scientists were appearing everywhere. On October 17 New York City Health Commissioner Royal Copeland announced that “the influenza vaccine discovered by Dr. William H. Park, director of the City Laboratories, had been tested sufficiently to warrant its recommendation as a preventive agency.” Copeland assured the public that “virtually all persons vaccinated with it [were] immune to the disease.”

In Philadelphia on October 19, Dr. C. Y. White, a bacteriologist with the municipal laboratory, delivered ten thousand dosages of a vaccine based on Paul Lewis's work, with tens of thousands of dosages more soon to come. It was "multivalent," made up of dead strains of several kinds of bacteria, including the influenza bacillus, two types of pneumococci, and several strains of other streptococci.

That same day a new issue of *JAMA* appeared. It was thick with information on influenza, including a preliminary evaluation of the experience with vaccines in Boston. George Whipple, another Welch product and later a Nobel laureate, concluded, "The weight of such statistical evidence as we have been able to accumulate indicates that the use of the influenza vaccine which we have investigated is without therapeutic benefit." By "therapeutic" Whipple meant that the tested vaccines could not cure. But he continued, "The statistical evidence, so far as it goes, indicates a probability that the use of this vaccine has some prophylactic value."

He was hardly endorsing Copeland's statement, but at least he provided some hope.

The Public Health Service made no effort to produce or distribute any vaccine or treatment for civilians. It received requests enough. It had nothing to offer.

The Army Medical School (now the Armed Forces Institute of Pathology) in Washington did mount a massive effort to make a vaccine. They needed one. At the army's own Walter Reed Hospital in Washington, the death rate for those with complicating pneumonia had reached 52 percent. On October 25 the vaccine was ready. The surgeon general's office informed all camp physicians, "The value of vaccination against certain of the more important organisms giving rise to pneumonia may be considered to be established.... The Army now has available for all officers, enlisted men, and civilian employees of the Army, a lipo vaccine containing pneumococcus Types I, II, and III."

The army distributed two million doses of this vaccine in the next weeks. This marked an enormous production triumph. Earlier a prominent British scientist had pronounced it impossible for the British government to produce even forty thousand doses on short notice. But the vaccine still protected only against pneumonias caused by Types I and II pneumococci, and it came too late; by then the disease had already passed through nearly

all cantonments. When civilian physicians from New York to California begged for the vaccine from the army, the reply came back that the army had in fact produced “a vaccine for the prevention of pneumonia, but none is available for distribution.” The army feared a recrudescence among troops; it had good reason to fear one.

The Army Medical School had also produced a vaccine against *B. influenzae*, but of this Gorgas’s office spoke more cautiously: “In view of the possible etiologic importance of the bacillus influenzae in the present epidemic, a saline vaccine has been prepared by the Army and is available to all officers, enlisted men, and civilian employees of the Army. The effectiveness of bacillus influenzae vaccine...is still in the experimental stage.”

That army statement was not a public one. Nor really was a cautionary *JAMA* editorial: “Unfortunately we as yet have no specific serum or other specific means for the cure of influenza, and no specific vaccine for its prevention. Such is the fact, all claims and propagandists in the newspapers and elsewhere to the contrary not with standing.... Consequently the physician must keep his head and not allow himself to make more promises than the facts warrant. This warning applies especially to health officers in their public relations.” Nearly every issue contained a similar warning: “Nothing should be done by the medical profession that may arouse unwarranted hope among the public and be followed by disappointment and distrust of medical science and the medical profession.”

JAMA represented the American Medical Association. AMA leaders had worked for decades to bring scientific standards and professionalism to medicine. They had only recently succeeded. They did not want to destroy the trust only recently established. They did not want medicine to become the mockery it had been not so long before.

In the meantime physicians continued to try the most desperate measures. Vaccines continued to be produced in great numbers—eighteen different kinds in Illinois alone. No one had any real idea whether any would work. They had only hope.

But the reality of the disease was expressed in a recitation of events during the epidemic at Camp Sherman, Ohio, the single camp with the highest death rate. Its doctors precisely followed the standard treatment for influenza Osler had recommended in the most recent edition of his textbook—*aspirin, rest in bed, gargles, and “Dover’s powders,”* which were a

combination of ipecac to induce vomiting and opium to relieve pain and cough. For complicating but standard pneumonias they followed “the usual recommendations for diet, fresh air, rest, mild purgation and elimination.... All cases were digitalized”—digitalis given in maximum possible dosages to stimulate the heart—“and reliance placed on soluble caffeine salt for quick stimulation. Strychnin in large doses hypodermically had a distinct value in the existing asthenia.”

Then, however, they reported their helplessness in the far too common “acute inflammatory pulmonary edema,” what today would be called ARDS. “This presented a new problem in therapy. The principles of treatment employed in pulmonary edema incident to dilation of the heart, though seemingly not indicated by the condition in question, were employed. Digitalis, a double caffeine salt, morphin [*sic*], and venesection”—bleeding again—“were without significant value.... Oxygen was of temporary value. Posture accomplished drainage but did not influence the end result. Pituitary solution, hypodermically, was suggested by the similarity of this condition to the results of gassing. No benefits were gained by its use.”

They tried everything, everything they could think of, until they finally took pity and stopped, abandoning some of the more brutal—and useless—treatments they had tried “on account of [their] heroic character.” By then they had seen enough of heroism from dying soldiers. They were finally willing to let them go in peace. Against this condition they could only conclude, “No especial measure was of avail.”

No medicine and none of the vaccines developed then could prevent influenza. The masks worn by millions were useless as designed and could not prevent influenza. Only preventing exposure to the virus could. Nothing today can cure influenza, although vaccines can provide significant—but nowhere near complete—protection, and several antiviral drugs can mitigate its severity.

Places that isolated themselves—such as Gunnison, Colorado, and a few military installations on islands—escaped. But the closing orders that most cities issued could not prevent exposure; they were not extreme enough. Closing saloons and theaters and churches meant nothing if significant numbers of people continued to climb onto streetcars, continued

to go to work, continued to go to the grocer. Even where fear closed down businesses, where both store owners and customers refused to stand face-to-face and left orders on sidewalks, there was still too much interaction to break the chain of infection. The virus was too efficient, too explosive, too good at what it did. In the end the virus did its will around the world.

It was as if the virus were a hunter. It was hunting mankind. It found man in the cities easily, but it was not satisfied. It followed him into towns, then villages, then individual homes. It searched for him in the most distant corners of the earth. It hunted him in the forests, tracked him into jungles, pursued him onto the ice. And in those most distant corners of the earth, in those places so inhospitable that they barely allowed man to live, in those places where man was almost wholly innocent of civilization, man was not safer from the virus. He was more vulnerable.

In Alaska, whites in Fairbanks protected themselves. Sentries guarded all trails, and every person entering the city was quarantined for five days. Eskimos had no such luck. A senior Red Cross official warned that without “immediate medical assistance the race” could become “extinct.”

Neither Red Cross nor territorial government funds were available. The governor of Alaska came to Washington to beg Congress for \$200,000—compared to the \$1 million given to the Public Health Service for the entire country. A senator asked why the territory couldn’t spend any of the \$600,000 in its treasury. The governor replied, “The people of Alaska consider that the money raised by taxes from the white people of Alaska should be spent for the improvements of the Territory. They need the money in roads a great deal.... They want to have the Indians in Alaska placed more on a parity with the Indians of other parts of the United States, where they are taken care of by the United States government.”

He got \$100,000. The navy provided the collier USS *Brutus* to carry a relief expedition. At Juneau the party divided and went in smaller boats to visit villages.

They found terrible things. Terrible things. In Nome, 176 of 300 Eskimos had died. But it would get worse. One doctor visited ten tiny villages and found “three wiped out entirely; others average 85% deaths.... Survivors generally children...probably 25% this number frozen to death before help arrived.”

A later relief expedition followed, funded by the Red Cross, dividing itself in the Aleutian Islands into six groups of two doctors and two nurses

each, then boarding other ships and dispersing.

The first group disembarked at a fishing village called Micknick. They arrived too late. Only half a dozen adults survived. Thirty-eight adults and twelve children had died. A small house had been turned into an orphanage for fifteen children. The group crossed the Naknek River to a village with a seafood cannery. Twenty-four adult Eskimos had lived there before the epidemic. Twenty-two had died; a twenty-third death occurred the day after the relief expedition arrived. Sixteen children, now orphans, survived. On Nushagak Bay the Peterson Packing Company had established a headquarters and warehouse. Nurses went hut to hut. "The epidemic of influenza had been most severe at this place, few adults living. On making a search Drs. Healy and Reiley found a few natives bedfast.... The doctors worked most faithfully but help arrived too late and five of the patients died."

There was worse. Another rescue team reported, "Numerous villages were found but no sign of life about except for packs of half-starved, semi-wild dogs." The Eskimos there lived in what was called a "barabara." Barabararas were circular structures two-thirds underground; they were built like that to withstand the shrieking winds that routinely blew at hurricane force, winds that ripped conventional structures apart. One rescuer described a barabara as "roughed over with slabs of peat sod,...entrance to which is gained through a tunnel of from four to five feet in height, this tunnel being its only means of light and ventilation, in most cases; about the sides of these rooms are dug shelves and in these shelves, on mattresses of dried grasses and furs, the people sleep."

Entire family groups, a dozen people or more, lived in this one room. "On entering these barabararas, Dr. McGillicuddy's party found heaps of dead bodies on the shelves and floors, men, women, and children and the majority of the cases too far decomposed to be handled."

The virus probably did not kill all of them directly. But it struck so suddenly, with such simultaneity, it left no one well enough to care for any others, no one to get food, no one to get water. And those who could have survived, surrounded by bodies, bodies of people they loved, might well have preferred to go where their family had gone, might well have wanted to no longer be alone.

And then the dogs would have come.

“It was quite impossible to estimate the number of dead as the starving dogs had dug their way into many huts and devoured the dead, a few bones and clothing left to tell the story.”

All the relief party could do was tie ropes around remains, drag them outside, and bury them.

On the opposite edge of the continent the story was the same. In Labrador man clung to existence with tenacity but not much more permanency than seaweed drying on a rock, vulnerable to the crash of surf at high tide. The Reverend Henry Gordon left the village of Cartwright in late October and returned a few days later, on October 30. He found “not a soul to be seen anywhere, and a strange, unusual silence.” Heading home, he met a Hudson’s Bay Company man who told him “sickness...has struck the place like a cyclone, two days after the Mail boat had left.” Gordon went from house to house. “Whole households lay inanimate on their kitchen floors, unable even to feed themselves or look after the fire.”

Twenty-six of one hundred souls had died. Farther up the coast, it was worse.

Of 220 people at Hebron, 150 died. The weather was already bitter cold. The dead lay in their beds, sweat having frozen their bedclothes to them. Gordon and some others from Cartwright made no effort to dig graves, consigning the bodies to the sea. He wrote, “A feeling of intense resentment at the callousness of the authorities, who sent us the disease by mail-boat, and then left us to sink or swim, filled one’s heart almost to the exclusion of all else....”

Then there was Okak. Two hundred sixty-six people had lived in Okak, and many dogs, dogs nearly wild. When the virus came it struck so hard so fast people could not care for themselves or feed the dogs. The dogs grew hungry, crazed with hunger, devoured each other, and then wildly smashed through windows and doors, and fed. The Reverend Andrew Asboe survived with his rifle beside him; he personally killed over one hundred dogs.

When the Reverend Walter Perret arrived, only fifty-nine people out of 266 still lived. He and the survivors did the only work there was. “The ground was frozen hard as iron, and the work of digging was as hard as ever work was. It took about two weeks to do it, and when it was finished it was

32 feet long, 10 feet wide, and eight feet deep.” Now began the task of dragging the corpses to the pit. They laid 114 bodies in the pit, each wrapped in calico, sprinkled disinfectants over them, and covered the trench, placing rocks on top to prevent the dogs from tearing it up.

In all of Labrador, at least one-third the total population died.

The virus pierced the ice of the Arctic and climbed the roadless mountains of Kentucky. It also penetrated the jungle.

Among Westerners the heaviest blows fell upon young adults densely packed together, civilian or military. Metropolitan Life Insurance found that 6.21 percent of *all* coal miners—not just those with influenza—whom it insured between the ages of twenty-five and forty-five died; in that same age group, 3.26 percent of *all* industrial workers it insured died—comparable to the worst rates in the army camps.

In Frankfurt the mortality rate of all those hospitalized with influenza—not all those with pneumonia—was 27.3 percent. In Cologne the mayor, Konrad Adenauer, who would become one of Europe’s great statesmen, said the disease left thousands “too exhausted to hate.”

In Paris the government closed only schools, fearing that anything else would hurt morale. The death rate there was 10 percent of influenza victims and 50 percent of those who developed any complications. “These cases,” noted one French physician, “were remarkable for the severity of the symptoms and the rapidity with which certain forms progressed to death.” Although the symptoms in France were typical of the disease elsewhere, deep into the epidemic physicians seemed to purposely misdiagnose it as cholera or dysentery and rarely reported it.

And populations whose immune systems were naive, whose immune systems had seen few if any influenza viruses of any kind, were not just decimated but sometimes annihilated. This was true not only of Eskimos but of all Native Americans, of Pacific Islanders, of Africans.

In Gambia, 8 percent of the Europeans would die, but from the interior one British visitor reported, “I found whole villages of 300 to 400 families completely wiped out, the houses having fallen in on the unburied dead, and the jungle having crept in within two months, obliterating whole settlements.”

Even when the virus mutated toward mildness, it still killed efficiently in those whose immune systems had rarely or never been exposed to influenza. The USS *Logan* reached Guam on October 26. Nearly 95 percent of American sailors ashore caught the disease, but only a single sailor died. The same virus killed almost 5 percent of the entire native population in a few weeks.

In Cape Town and several other cities in South Africa, influenza would kill 4 percent of the entire population within four weeks of the first reported cases. Thirty-two percent of white South Africans and 46 percent of the blacks would be attacked; 0.82 percent of white Europeans would die, along with at least 2.72 percent—likely a far, far higher percentage—of black Africans.

In Mexico the virus swarmed through the dense population centers and through the jungles, overwhelming occupants of mining camps, slum dwellers and slum landlords, and rural peasants alike. In the state of Chiapas, 10 percent of the entire population—not 10 percent of those with influenza—would die.

The virus ripped through Senegal, Sierra Leone, Spain, and Switzerland, leaving each devastated and keening with a death toll that in some areas exceeded 10 percent of the overall population.

In Brazil—where the virus was relatively mild, at least compared with Mexico or for that matter Chile—Rio de Janeiro suffered an attack rate of 33 percent.

In Buenos Aires, Argentina, the virus attacked nearly 55 percent of the population.

In Japan it attacked more than one-third of the population.

The virus would kill 7 percent of the entire population in much of Russia and Iran.

In Guam, 10 percent of the population would die.

Elsewhere the mortality exceeded even that. In the Fiji Islands, 14 percent of the population would die *in the sixteen days between November 25 and December 10*. It was impossible to bury the dead. Wrote one observer, “day and night trucks rumbled through the streets, filled with bodies for the constantly burning pyres.”

A very few—very few—isolated locations around the world, where it was possible to impose a rigid quarantine and where authorities did so

ruthlessly, escaped the disease entirely. American Samoa was one such place. There not a single person died of influenza.

Across a few miles of ocean lay Western Samoa, seized from Germany by New Zealand at the start of war. On September 30, 1918, its population was 38,302, before the steamer *Talune* brought the disease to the island. A few months later, the population was 29,802. *Twenty-two percent of the population died.*

Huge but unknown numbers died in China. In Chungking one-half the population of the city was ill.

And yet the most terrifying numbers would come from India. As elsewhere, India had suffered a spring wave. As elsewhere, this spring wave was relatively benign. In September influenza returned to Bombay. As elsewhere, it was no longer benign.

Yet India was not like elsewhere. There influenza would take on truly killing dimensions. A serious epidemic of bubonic plague had struck there in 1900, and it had struck Bombay especially hard. In 1918 the peak daily influenza mortality in Bombay almost doubled that of the 1900 bubonic plague, and the case mortality rate for influenza reached 10.3 percent.

Throughout the Indian subcontinent, there was only death. Trains left one station with the living. They arrived with the dead and dying, the corpses removed as the trains pulled into station. British troops, Caucasians, in India suffered a case mortality rate of 9.61 percent. For Indian troops, 21.69 percent of those who caught influenza died. One hospital in Delhi treated 13,190 influenza patients; 7,044 of those patients died.

The most devastated region was the Punjab. One physician reported that hospitals were so “choked that it was impossible to remove the dead quickly enough to make room for the dying. The streets and lanes of the city were littered with dead and dying people.... Nearly every household was lamenting a death and everywhere terror reigned.”

Normally corpses there were cremated in burning ghats, level spaces at the top of the stepped riverbank, and the ashes given to the river. The supply of firewood was quickly exhausted, making cremation impossible, and the rivers became clogged with corpses.

In the Indian subcontinent alone, it is likely that close to twenty million died, and quite possibly the death toll exceeded that number.

Victor Vaughan, Welch’s old ally, sitting in the office of the surgeon general of the army and head of the army’s Division of Communicable

Diseases, watched the virus move across the earth. “If the epidemic continues its mathematical rate of acceleration, civilization could easily,” he wrote in hand, “disappear...from the face of the earth within a matter of a few more weeks.”

Part IX

LINGERER

CHAPTER THIRTY-ONE

V AUGHAN BELIEVED that the influenza virus came close to threatening the existence of civilization. In fact, some diseases depend upon civilization for their own existence. Measles is one example. Since a single exposure to measles usually gives lifetime immunity, the measles virus cannot find enough susceptible individuals in small towns to survive; without a new human generation to infect, the virus dies out. Epidemiologists have computed that measles requires an unvaccinated population of at least half a million people living in fairly close contact to continue to exist.

The influenza virus is different. Since birds provide a natural home for it, influenza does not depend upon civilization. In terms of its own survival, it did not matter if humans existed or not.

Twenty years before the great influenza pandemic, H. G. Wells published *War of the Worlds*, a novel in which Martians invaded the earth. They loosed upon the world their death ships, and they were indomitable. They began to feed upon humans, sucking the life force from them down to the marrow of the bone. Man, for all his triumphs of the nineteenth century, a century in which his achievements had reordered the world, had become suddenly impotent. No force known to mankind, no technology or strategy or effort or heroism that any nation or person on earth had developed, could stand against the invaders.

Wells wrote, "I felt the first inkling of a thing that presently grew quite clear in my mind, that oppressed me for many days, a sense of dethronement, a persuasion that I was no longer a master, but an animal among the animals.... The fear and empire of man had passed away."

But just as the destruction of the human race seemed inevitable, nature intervened. The invaders were themselves invaded; the earth's infectious pathogens killed them. Natural processes had done what science could not.

With the influenza virus, natural processes began to work as well.

At first those processes had made the virus more lethal. Whether it first jumped from an animal host to man in Kansas or in some other place, as it passed from person to person it adapted to its new host, became increasingly efficient in its ability to infect, and changed from the virus that caused a generally mild first wave of disease in the spring of 1918 to the lethal and explosive killer of the second wave in the fall.

But once this happened, once it achieved near-maximum efficiency, two other natural processes came into play.

One process involved immunity. Once the virus passed through a population, that population developed at least some immunity to it. Victims were not likely to be reinfected by the same virus, not until it had undergone antigen drift. In a city or town, the cycle from first case to the end of a local epidemic in 1918 generally ran six to eight weeks. In the army camps, with the men packed so densely, the cycle took usually three to four weeks.

Individual cases continued to occur after that, but the explosion of disease ended, and it ended abruptly. A graph of cases would look like a bell curve—but one chopped off almost like a cliff just after the peak, with new cases suddenly dropping to next to nothing. In Philadelphia, for example, in the week ending October 16 the disease killed 4,597 people. It was ripping the city apart, emptying the streets, sparking rumors of the Black Death. But new cases dropped so precipitously that only ten days later, on October 26, the order closing public places was lifted. By the armistice on November 11, influenza had almost entirely disappeared from that city. The virus burned through available fuel. Then it quickly faded away.

The second process occurred within the virus. It was only influenza. By nature the influenza virus is dangerous, considerably more dangerous than the common aches and fever lead people to believe, but it does not kill routinely as it did in 1918. The 1918 pandemic reached an extreme of virulence unknown in any other widespread influenza outbreak in history.

But the 1918 virus, like all influenza viruses, like all viruses that form mutant swarms, mutated rapidly. There is a mathematical concept called “reversion to the mean” this states simply that an extreme event is likely to be followed by a less extreme event. This is not a law, only a probability. The 1918 virus stood at an extreme; any mutations were more likely to make it less lethal than more lethal. In general, that is what happened. So

just as it seemed that the virus would bring civilization to its knees, would do what the plagues of the Middle Ages had done, would remake the world, the virus mutated toward its mean, toward the behavior of most influenza viruses. As time went on, it became less lethal.

This first became apparent in army cantonments in the United States. Of the army's twenty largest cantonments, the first five attacked saw roughly 20 percent of all soldiers who caught influenza develop pneumonia. And 37.3 percent of the soldiers who developed pneumonia died. The worst numbers came from Camp Sherman in Ohio, which suffered the highest percentage of soldiers killed and was one of the first camps hit: 35.7 percent of influenza cases at Sherman developed pneumonia. And 61.3 percent of those pneumonia victims died. Sherman doctors carried a stigma for this, and the army investigated but found them as competent as elsewhere. They did all that was being done elsewhere. They were simply struck by a particularly lethal strain of the virus.

In the last five camps attacked, hit on average three weeks later, only 7.1 percent of influenza victims developed pneumonia. And only 17.8 percent of the soldiers who developed pneumonia died.

One alternative explanation to this improvement is that army doctors simply got better at preventing and treating pneumonia. But people of scientific and epidemiological accomplishment looked hard for any evidence of that. They found none. The army's chief investigator was George Soper, later handpicked by Welch to oversee the nation's first effort to coordinate a comprehensive program of cancer research. Soper reviewed all written reports and interviewed many medical officers. He concluded that the only effective measure used against influenza in any of the camps had been to isolate both individual influenza victims and, if necessary, entire commands that became infected: these efforts "failed when and where they were carelessly applied" but "did some good... when and where they were rigidly carried out." He found no evidence that anything else worked, that anything else affected the course of the disease, that anything else changed except the virus itself. The later the disease attacked, the less vicious the blow.

Inside each camp the same thing held true. Soldiers struck down in the first ten days or two weeks died at much higher rates than soldiers in the same camp struck down late in the epidemic or after the epidemic actually ended.

Similarly, the first cities invaded by the virus—Boston, Baltimore, Pittsburgh, Philadelphia, Louisville, New York, New Orleans, and smaller cities hit at the same time—all suffered grievously. And in those same places, the people infected later in the epidemic were not becoming as ill, were not dying at the same rate, as those infected in the first two to three weeks.

Cities struck later in the epidemic also usually had lower mortality rates. In one of the most careful epidemiological studies of the epidemic in one state, the investigator noted that, in Connecticut, “one factor that appeared to affect the mortality rate was proximity in time to the original outbreak at New London, the point at which the disease was first introduced into Connecticut.... The virus was most virulent or most readily communicable when it first reached the state, and thereafter became generally attenuated.”

The same pattern held true throughout the country and, for that matter, the world. It was not a rigid predictor. The virus was never completely consistent. But places hit later tended to be hit more easily. San Antonio suffered one of the highest attack rates but lowest death rates in the country; the virus there infected 53.5 percent of the population, and 98 percent of all homes in the city had at least one person sick with influenza. But there the virus had mutated toward mildness; only 0.8 percent of those who got influenza died. (This death rate was still double that of normal influenza.) The virus itself, more than any treatment provided, determined who lived and who died.

A decade after the pandemic, a careful and comprehensive scientific review of findings and statistics not only in the United States but around the world confirmed, “In the later stages of the epidemic the supposedly characteristic influenza lesions were less frequently found, the share of secondary invaders was more plainly recognizable, and the differences of locality were sharply marked.... [I]n 1919 the ‘water-logged’ lungs”—those in which death came quickly from ARDS—“were relatively rarely encountered.”

Despite aberrations, then, in general in youth the virus was violent and lethal; in maturity it mellowed. The later the epidemic struck a locality, and the later within that local epidemic someone got sick, the less lethal the influenza. The correlations are not perfect. Louisville suffered a violent attack in both spring and fall. The virus was unstable and always different. But a correlation does exist between the timing of the outbreak in a region

and lethality. Even as the virus mellowed it still killed. It still killed often enough that in maturity it would have been, except for its own younger self, the most lethal influenza virus ever known. But timing mattered.

The East and South, hit earliest, were hit the hardest. The West Coast was hit less hard. And the middle of the country suffered the least. In Seattle, in Portland, in Los Angeles, in San Diego, the dead did not pile up as in the East. In St. Louis, in Chicago, in Indianapolis, the dead did not pile up as in the West. But if the dead did not pile up there as they had in Philadelphia and New Orleans, they did still pile up.

By late November, with few exceptions the virus had made its way around the world. The second wave was over, and the world was exhausted. And man was about to become the hunter.

But the virus, even as it lost some of its virulence, was not yet finished. Only weeks after the disease seemed to have dissipated, when town after town had congratulated itself on surviving it—and in some places where people had had the hubris to believe they had defeated it—after health boards and emergency councils had canceled orders to close theaters, schools, and churches and to wear masks, a third wave broke over the earth.

The virus had mutated again. It had not become radically different. People who had gotten sick in the second wave had a fair amount of immunity to another attack, just as people sickened in the first wave had fared better than others in the second wave. But it mutated enough, its antigens drifted enough, to rekindle the epidemic.

Some places were not touched by the third wave at all. But many—in fact most—were. By December 11, Blue and the Public Health Service issued a bulletin warning that “influenza has not passed and severe epidemic conditions exist in various parts of the country.... In California, increase; Iowa, a marked increase; Kentucky, decided recrudescence in Louisville and larger towns, and in contrast to earlier stage of epidemic disease now affects many schoolchildren; Louisiana, disease again increased in New Orleans, Shreveport, [in] Lake Charles height reached equalled last wave;... St. Louis 1,700 cases in three days; Nebraska very serious; Ohio recrudescences in Cincinnati, Cleveland, Columbus, Akron, Ashtabula, Salem, Medina... in Pennsylvania, conditions are worse than the original outbreak in Johnstown, Erie, Newcastle. The state of Washington

shows a sharp increase.... West Virginia reports recrudescence in Charleston.”

By any standard except that of the second wave, this third wave was a lethal epidemic. And in a few isolated areas—such as Michigan—December and January were actually worse than October. In Phoenix for three days in a row in mid-January, the new cases set a record exceeding any in the fall. Quitman, Georgia, issued twenty-seven epidemic ordinances that took effect December 13, 1918, after the disease had seemingly passed. Savannah on January 15 ordered theaters and public gathering places closed—for a third time—with even more rigid restrictions than before. San Francisco had gotten off lightly in the fall wave, as had the rest of the West Coast, but the third wave struck hard.

In fact, of all the major cities in the country, San Francisco had confronted the fall wave most honestly and efficiently. That may have had something to do with its surviving, and rebuilding itself after, the massive earthquake of only a dozen years before. Now on September 21 public health director William Hassler quarantined all naval installations, even before any cases surfaced in them or in the city. He mobilized the entire city in advance, recruiting hundreds of drivers and volunteers and dividing the city into districts, each with its own medical personnel, phones, transport and supply, and emergency hospitals in schools and churches. He closed public places. And far from the usual assurances that the disease was ordinary “la grippe,” on October 22 the mayor, Hassler, the Red Cross, the Chamber of Commerce, and the Labor Council jointly declared in a full-page newspaper ad, “Wear a mask and save your life!” claiming that it was “99% proof against influenza.” By October 26, the Red Cross had distributed one hundred thousand masks. Simultaneously, while local facilities geared up to produce vaccine, thousands of doses of a vaccine made by a Tufts scientist were raced across the continent on the country’s fastest train.

In San Francisco, people felt a sense of control. Instead of the paralyzing fear found in too many other communities, it seemed to inspire. Historian Alfred Crosby has provided a picture of the city under siege, and his picture shows citizens behaving with heroism, anxious and fearful but accepting their duty. When schools closed, teachers volunteered as nurses, orderlies, telephone operators. On November 21, every siren in the city signaled that masks could come off. San Francisco had—to that point—

survived with far fewer deaths than had been feared, and citizens believed that the masks deserved the credit. But if anything helped, it would have been the organization Hassler had set in place in advance.

The next day the *Chronicle* crowed that in the city's history "one of the most thrilling episodes will be the story of how gallantly the city of Saint Francis behaved when the black wings of war-bred pestilence hovered over the city."

They thought that *they* had controlled it, that *they* had stopped it. They were mistaken. The masks were useless. The vaccine was useless. The city had simply been lucky. Two weeks later, the third wave struck. Although at its peak it killed only half as many as did the second wave, it made the final death rates for the city the worst on the West Coast.

With the exception of a few small outposts that isolated themselves, there was by early in 1919 only one place the virus had missed.

Australia had escaped. It had escaped because of a stringent quarantine of incoming ships. Some ships arrived there with attack rates as high as 43 percent and fatality rates among *all* passengers as high as 7 percent. But the quarantine kept the virus out, kept the continent safe, until late December 1918 when, with influenza having receded around the world, a troopship carrying ninety ill soldiers arrived. Although they too were quarantined, the disease penetrated—apparently through medical personnel treating troops.

By then the strain had lost much of its lethality. In Australia the death rates from influenza were far less than in any other Westernized nation on earth, barely one-third that of the United States, not even one-quarter that of Italy. But it was lethal enough.

When it struck in January and February, the war had been over for more than two months. Censorship had ended with it. And so in Australia the newspapers were free to write what they wanted. And, more than in any other English-language newspaper, what they wrote of was terror.

"We are told by some that the influenza is a return of the old 'Black death,'" reported one Sydney newspaper. Another quoted the classic, Daniel Defoe's *Journal of the Plague Year*—a work of fiction—for advice on precautions to take to prevent "the influenza plague." And headlines of terror ran day after day after day after day: "How They Fought Plagues in the Old Days," "The Pneumonic Plague," "Fighting the Plague," "Plagues

in the Past,”“The Pagans and the Plague,”“Did the Plague Start in NSW?”
“Catholic Chaplains in Plague Stricken Camps,” “Catholics as Plague
Fighters.”

The pandemic itself—even in this its most mild incarnation in the developed world—was terrifying enough that those who lived through it as children remembered it not as influenza at all, but as plague. One Australian historian in the 1990s was recording oral histories. She was struck when people she interviewed mentioned “Bubonic Plague,” and she explored the issue further.

One subject told her, “I can recall the Bubonic Plague, people dying by the hundreds around us that was come back from the First World War.”

Another: “We had to get vaccinated.... And I bear the scar today where I was inoculated against the Bubonic Plague.”

Another: “I can remember the Plague. There were doctors going around in cabs with gowns and masks over their faces.”

Another: “They all wore masks...after the war and how they used to be worried here in Sydney...about the Plague.”

Another: “We were quarantined, our food was delivered to the front door.... We didn’t read about the Bubonic Plague. We lived it.”

Another: “[T]hey called it the Bubonic Plague. But in France they called it bronchial pneumonia. See that’s what they said my brother died from....”

Another: “The Plague. The Bubonic Plague. Yes, I can remember that.... I always understood it was the same kind of flu that swept Europe, the Black Death in the Middle Ages. I think it was the same kind of thing, it was carried by fleas on rats.”

Another: “Bubonic Plague...I think it might have been called a form of influenza towards the finish.... The Bubonic Plague was a thing that stuck in my mind...”

Yet this was after all only influenza, and the influenza that struck Australia in 1919 was weaker than it was anywhere else in the world. Perhaps the measure of the extraordinary power of the 1918 virus was this: in Australia, without a censored press, the memory that stuck in the mind was not of influenza at all. It was of the Black Death.

The virus was still not finished. All through the spring of 1919 a kind of rolling thunder moved above the earth, intermittent, unleashing sometimes a sudden localized storm, sometimes even a lightning bolt, and sometimes passing over with only a rumble of threatened violence in the distant and dark sky.

It remained violent enough to do one more thing.

CHAPTER THIRTY-TWO

THE OVERWHELMING MAJORITY of victims, especially in the Western world, recovered quickly and fully. This was after all only influenza.

But the virus sometimes caused one final complication, one final sequela. The influenza virus affected the brain and nervous system. All high fevers cause delirium, but this was something else. An army physician at Walter Reed Hospital investigating serious mental disturbances and even psychoses that seemed to follow an attack of influenza specifically noted, “Delirium occurring at the height of the disease and clearing with the cessation of fever is not considered in this report.”

The connection between influenza and various mental instabilities seemed clear. The evidence was almost entirely anecdotal, the worst and weakest kind of evidence, but it convinced the vast majority of contemporary observers that influenza could alter mental processes. What convinced them were observations such as these:

From Britain: “...profound mental inertia with intense physical prostration. Delirium has been very common.... It has varied from mere confusion of ideas through all grades of intensity up to maniacal excitement.”

From Italy: “...influenzal psychoses of the acute period...as a rule subside in two or three weeks. The psychosis, however, may pass into a state of mental collapse, with stupor which may persist and become actual dementia. In other cases...depression and restlessness...to [which] can be attributed the large number of suicides during the pandemic of influenza.”

From France: “...frequent and serious mental disturbances during convalescence from and as a result of influenza.... The mental disturbances sometimes took on the form of acute delirium with agitation, violence, fear and erotic excitation and at other times was of a depressive nature...fear of persecution.”

From different U.S. Army cantonments:

“...The mental condition was either apathetic or there was an active delirium. Cerebration was slow.... The patient’s statements and assurances

were unreliable, a moribund person stating he felt very well.... In other cases, apprehensiveness was most striking.”

“...The mental depression of the patient is often out of all proportion to the other symptoms.”

“...Nervous symptoms appeared early, restlessness and delirium being marked.”

“...melancholia, hysteria, and insanity with suicidal intent.”

“...Toxic involvement of the nervous system was evident in all the more severe cases.”

“...Many patients lay in muttering delirium which persisted after the temperature was normal.”

“...Symptoms referable to the central nervous system were seen at times, as twitching of the muscles of the fingers, forearms, and face,...an active, even maniacal occasional delirium, or more usually the low mumbling type.”

“...Infectious psychosis was seen in 18 cases, from simple transient hallucinations to maniacal frenzy with needed mechanical restraint.”

Contemporary observers also linked influenza to an increase in Parkinson’s disease a decade later. (Some have theorized that the patients in Oliver Sacks’s *The Awakening* were victims of the 1918 influenza pandemic.) Many believed that the virus could cause schizophrenia, and in 1926, Karl Menninger studied links between influenza and schizophrenia. His study was considered significant enough that the *American Journal of Psychiatry* identified it as a “classic” article and reprinted it in 1994. Menninger spoke of the “almost unequalled neurotoxicity of influenza” and noted that two-thirds of those diagnosed with schizophrenia after an attack of influenza had completely recovered five years later. Recovery from schizophrenia is extremely rare, suggesting that some reparable process had caused the initial symptoms.

In 1927 the American Medical Association’s review of hundreds of medical journal articles from around the world concluded, “There seems to be general agreement that influenza may act on the brain.... From the delirium accompanying many acute attacks to the psychoses that develop as ‘post-influenzal’ manifestations, there is no doubt that the neuropsychiatric effects of influenza are profound and varied.... The effect of the influenza virus on the nervous system is hardly second to its effect on the respiratory tract.”

In 1934 a similar comprehensive review by British scientists agreed: “There would appear to be no doubt that influenza exerts a profound influence on the nervous system.”

In 1992 an investigator studying the connection between suicide and the war instead concluded, “World War I did not influence suicide; the Great Influenza Epidemic caused it to increase.”

A 1996 virology textbook said, “A wide spectrum of central nervous system involvement has been observed during influenza A virus infections in humans, ranging from irritability, drowsiness, boisterousness, and confusion to the more serious manifestations of psychosis, delirium, and coma.”

The 1997 Hong Kong virus that killed six of the eighteen people infected provided some physical evidence. Autopsies of two victims showed “edematous brains.” “Edema” means “swelling.” “Most remarkably, bone marrow, lymphoid tissue, liver, and spleen of both patients were heavily infiltrated with [macrophages].... One patient even had such cells on the meninges”—the membranes surrounding the brain and spinal cord—“and in the white matter of the cerebrum.” The most likely reason for these macrophages to have infiltrated the brain was to follow the virus there, and kill it. And that 1997 pathology report echoes some from 1918: “*In cases accompanied by delirium, the meninges of the brain are richly infiltrated by serous fluid and the capillaries are injected.... Necropsy in the fatal cases demonstrated congestive lesions with small meningeal hemorrhages and especially in islands of edema in the cortical substance surrounding greatly dilated small vessels... hemorrhages into gray matter of the cord... [brain] tissue cells were altered in these zones of... edema.*”

In 2002 Robert Webster, one of the world’s leading experts on the virus at St. Jude Children’s Hospital in Memphis, observed, “These viruses do from time to time get across to central nervous systems and play hell.” He recalled a child in Memphis who was an excellent student, got influenza, and became “a vegetable. I’ve seen enough examples in my lifetime to believe... influenza can get into the brain. It’s tenuous but real. Put the virus into chickens, it can go up the olfactory nerve and the chicken’s dead.”

The 1918 virus did seem to reach the brain. The war fought on that battlefield could destroy brain cells and make it difficult to concentrate, or alter behavior, or interfere with thinking, or even cause temporary

psychosis. If this occurred in only a minority of cases, the virus's impact on the mind was nonetheless real.

But that impact would, by terrible coincidence, have a profound effect indeed.

In January 1919 in France, Congressman William Borland of Kansas died, the third congressmen to be killed by the virus. That same month also in Paris, "Colonel" Edward House, Wilson's closest confidant, collapsed with influenza—again.

House had first gotten influenza during the first wave in March 1918, was confined to his home for two weeks, went to Washington and relapsed, and then spent three weeks in bed at the White House. Although a spring attack often conferred immunity to the virus, after the Armistice he was struck down a second time. He was in Europe then, and on November 30 he got up for the first time in ten days and met with French premier Georges Clemenceau for fifteen minutes. Afterward he noted, "Today is the first day I have taken up my official work in person for over a week. I have had influenza 10 days and have been exceeding miserable.... So many have died since this epidemic has scourged the world. Many of my staff have died and poor Willard Straight among them."

Now, in January 1919, he was attacked still a third time. He was sick enough that some papers reported him dead. House wryly called the obituaries "all too generous." But the blow was heavy: more than a month after his supposed recovery he wrote in his diary, "When I fell sick in January I lost the thread of affairs and I am not sure that I have ever gotten fully back."

There were affairs of some magnitude to attend to in Paris in early 1919.

Representatives of victorious nations, of weak nations, of nations hoping to be born from the splinters of defeated nations, had all come there to set the terms of peace. Several thousand men from dozens of countries circled around the edges of decision making. Germany would play no role in these decisions; Germany would simply be dictated to. And among this host of nations, this virtual Tower of Babel, a Council of Ten of the most powerful nations supposedly determined the agenda. Even within this tight circle was a tighter one, the "Big Four"—the United States, France, Britain,

and Italy. And in reality only three of those four nations mattered. Indeed, only three men mattered.

French premier Georges Clemenceau, known as “the Tiger,” negotiated with a bullet in his shoulder, put there by an assassination attempt during the peace conference on February 19. Prime Minister Lloyd George of Great Britain faced such political problems at home he was described as “a greased marble spinning on a glass table top.” And there was Wilson, who arrived in Europe the most popular political figure in the world.

For weeks and then months the meetings dragged on, and tens of thousands of pages of drafts and memos and understandings went back and forth between ministers and staff. But Wilson, Clemenceau, and George did not much need these thousands of pages. They were not simply ratifying what foreign ministers and staffs had worked out, nor were they simply making decisions on options presented to them. They were themselves doing much of the actual negotiating. They were bargaining and wheedling, they were demanding and insisting, and they were rejecting.

Often only five or six men would be in a room, including translators. Often, even when Clemenceau and George had others present, Wilson represented the United States alone, with no staff, no secretary of state, no Colonel House, who by now had been all but discarded as untrustworthy by Wilson. Interrupted only by Wilson’s relatively brief return to the United States, discussions were interminable. But they were deciding the future of the world.

In October, at the peak of the epidemic in Paris, 4,574 people had died there of influenza or pneumonia. The disease had never entirely left that city. In February 1919, deaths in Paris from influenza and pneumonia climbed back up to 2,676, more than half the peak death toll. Wilson’s daughter Margaret had influenza in February; she was kept in bed in Brussels at the American legation. In March another 1,517 Parisians died, and the *Journal of the American Medical Association* reported that in Paris “the epidemic of influenza which had declined has broken out anew in a most disquieting manner.... The epidemic has assumed grave proportions, not only in Paris but in several of the departments.”

That month Wilson’s wife, his wife’s secretary, Chief White House Usher Irwin Hoover, and Cary Grayson, Wilson’s personal White House

physician and perhaps the single man Wilson trusted the most, were all ill. Clemenceau and Lloyd George both seemed to have mild cases of influenza.

Meanwhile the sessions with George and Clemenceau were often brutal. In late March Wilson told his wife, “Well, thank God I can still fight, and I’ll win.”

On March 29, Wilson said, “M. Clemenceau called me pro-German and left the room.”

Wilson continued to fight, insisting, “The only principle I recognize is that of the consent of the governed.” On April 2, after the negotiations for the day finished, he called the French “damnable”—for him, a deeply religious man, an extreme epithet. He told his press spokesman Ray Stannard Baker, “[W]e’ve got to make peace on the principles laid down and accepted, or not make it at all.”

The next day, April 3, a Thursday, at three p.m., Wilson seemed in fine health, according to Cary Grayson. Then, very suddenly at six o’clock, Grayson saw Wilson “seized with violent paroxysms of coughing, which were so severe and frequent that it interfered with his breathing.”

The attack came so suddenly that Grayson suspected that Wilson had been poisoned, that an assassination attempt had been made. But it soon became obvious the diagnosis was simpler, if only marginally more reassuring.

Joseph Tumulty, Wilson’s chief of staff, had stayed in Washington to monitor political developments at home. Grayson and he exchanged telegrams daily, sometimes several times a day. But the information of the president’s illness was too sensitive for a telegram. Grayson did wire him, “The President took very severe cold last night; confined to bed.” Simultaneously he also wrote a confidential letter to be hand-delivered: “The President was taken violently sick last Thursday. He had a fever of over 103 and profuse diarrhoea....[It was] the beginning of an attack of influenza. That night was one of the worst through which I have ever passed. I was able to control the spasms of coughing but his condition looked very serious.”

Donald Frary, a young aide on the American peace delegation, came down with influenza the same day Wilson did. Four days later he died at age twenty-five.

For several days Wilson lay in bed, unable to move. On the fourth day, he sat up. Grayson wired Tumulty, “Am taking every precaution with him.... Your aid and presence were never needed more.”

Wilson for the first time was well enough to have visitors. He received American commissioners in his bedroom and said, “Gentlemen, this is not a meeting of the Peace Commission. It is more a Council of War.”

Just before getting sick Wilson had threatened to leave the conference, to return to the United States without a treaty rather than yield on his principles. He repeated that threat again, telling Grayson to order the *George Washington* to be ready to sail as soon as he was well enough to travel. The next day Gilbert Close, his secretary, wrote his wife, “I never knew the president to be in such a difficult frame of mind as now. Even while lying in bed he manifested peculiarities.”

Meanwhile the negotiations continued; Wilson, unable to participate, was forced to rely on House as his stand-in. (Wilson had even less trust in Secretary of State Robert Lansing, whom he largely ignored, than in House.) For several days Wilson continued to talk about leaving France, telling his wife, “If I have lost the fight, which I would not have done had I been on my feet, I will retire in good order, so we will go home.”

Then, on April 8, Wilson insisted upon personally rejoining the negotiations. He could not go out. Clemenceau and George came to his bedroom, but the conversations did not go well. His public threat to leave had infuriated Clemenceau, who privately called him “a cook who keeps her trunk ready in the hallway.”

Grayson wrote that despite “that ill-omened attack of influenza, the insidious effects of which he was not in good condition to resist,...[the president] insisted upon holding conferences while he was still confined to his sickbed. When he was able to get up he began to drive himself as hard as before—morning, afternoon, and frequently evening conferences.”

Herbert Hoover, not part of the American peace delegation but a large figure in Paris because he had charge of feeding a desolated and barren Europe, said, “Prior to that time, in all matters with which I had to deal, he was incisive, quick to grasp essentials, unhesitating in conclusions, and most willing to take advice from men he trusted....[Now] others as well as I found we had to push against an unwilling mind. And at times, when I just had to get decisions, I suffered as much from having to mentally push as he

did in coming to conclusions.” Hoover believed Wilson’s mind had lost “resiliency.”

Colonel Starling of the Secret Service noticed that Wilson “lacked his old quickness of grasp, and tired easily.” He became obsessed with such details as who was using the official automobiles. When Ray Stannard Baker was first allowed to see Wilson again, he trembled at Wilson’s sunken eyes, at his weariness, at his pale and haggard look, like that of a man whose flesh has shrunk away from his face, showing his skull.

Chief Usher Irwin Hoover recalled several new and very strange ideas that Wilson suddenly believed, including one that his home was filled with French spies: “Nothing we could say could disabuse his mind of this thought. About this time he also acquired a peculiar notion he was personally responsible for all the property in the furnished place he was occupying.... Coming from the President, whom we all knew so well, these were very funny things, and we could but surmise that something queer was happening in his mind. One thing was certain: he was never the same after this little spell of sickness.”

Grayson confided to Tumulty, “This is a matter that worries me.”

“I have never seen the President look so worn and tired,” Ray Baker said. In the afternoon “he could not remember without an effort what the council had done in the forenoon.”

Then, abruptly, still on his sickbed, only a few days after he had threatened to leave the conference unless Clemenceau yielded to his demands, without warning to or discussion with any other Americans, Wilson suddenly abandoned principles he had previously insisted upon. He yielded to Clemenceau everything of significance Clemenceau wanted, virtually all of which Wilson had earlier opposed.

Now, in bed, he approved a formula Clemenceau had written demanding German reparations and that Germany accept all responsibility for starting the war. The Rhineland would be demilitarized; Germany would not be allowed to have troops within thirty miles of the east bank of the Rhine. The rich coal fields of the Saar region would be mined by France and the region would be administered by the new League of Nations for fifteen years, and then a plebiscite would determine whether the region would belong to France or Germany. The provinces of Alsace and Lorraine, which Germany had seized after the Franco-Prussian War, were moved from Germany back to France. West Prussia and Posen were given to

Poland—creating the “Polish corridor” that separated two parts of Germany. The German air force was eliminated, its army limited to one hundred thousand men, its colonies stripped away—but not freed, simply redistributed to other powers.

Even Lloyd George commented on Wilson’s “nervous and spiritual breakdown in the middle of the Conference.”

Grayson wrote, “These are terrible days for the President physically and otherwise.”

As Grayson made that notation, Wilson was conceding to Italy much of its demands and agreeing to Japan’s insistence that it take over German concessions in China. In return the Japanese offered an oral—not written—promise of good behavior, a promise given not even to Wilson personally or, for that matter, to any chief of state, but to British Foreign Secretary Alfred Balfour.

On May 7 the Germans were presented with the treaty. They complained that it violated the very principles Wilson had declared were inviolate. Wilson left the meeting saying, “What abominable manners.... This is the most tactless speech I have ever heard.”

Yet they had not reminded Wilson and the world that he had once said that a lasting peace could be achieved only by—and that he had once called for—“A peace without victory.”

Wilson also told Baker, “If I were a German, I think I should never sign it.”

Four months later Wilson suffered a major and debilitating stroke. For months his wife and Grayson would control all access to him and become arguably the de facto most important policy makers in the country.

In 1929 one man wrote a memoir in which he said that two doctors believed Wilson was suffering from arteriosclerosis when he went to Paris. In 1946 a physician voiced the same opinion in print. In 1958 a major biography of Wilson stated that experts on arteriosclerosis questioned Grayson’s diagnosis of influenza and believed Wilson had instead suffered a vascular occlusion—a minor stroke. In 1960 a historian writing about the health of presidents said, “Present-day views are that [Wilson’s disorientation] was based on brain damage, probably caused by arteriosclerotic occlusion of blood vessels.” In 1964 another historian called

Wilson's attack "thrombosis." In a 1970 article in the *Journal of American History*, titled "Woodrow Wilson's Neurological Illness," another historian called it "a little stroke."

Only one historian, Alfred Crosby, seems to have paid any attention to Wilson's actual symptoms—including high fever, severe coughing, and total prostration, all symptoms that perfectly fit influenza and have no association whatsoever with stroke—and the on-site diagnosis of Grayson, an excellent physician highly respected by such men as Welch, Gorgas, Flexner, and Vaughan.

Despite Crosby, the myth of Wilson's having suffered a minor stroke persists. Even a prize-winning account of the peace conference published in 2002 observes, "Wilson by contrast had aged visibly and the tic in his cheek grew more pronounced....[It] may have been a minor stroke, a forerunner of the massive one he was to have four months later."

There was no stroke. There was only influenza. Indeed, the virus may have contributed to the stroke. Damage to blood vessels in the brain were often noted in autopsy reports in 1918, as they were in 1997. Grayson himself believed that Wilson's "attack of influenza in Paris proved to be one of the contributory causes of his final breakdown."

It is of course impossible to say what Wilson would have done had he not become sick. Perhaps he would have made the concessions anyway, trading every principle away to save his League of Nations. Or perhaps he would have sailed home as he had threatened to do just as he was succumbing to the disease. Then either there would have been no treaty or his walkout would have forced Clemenceau to compromise.

No one can know what would have happened. One can only know what did happen.

Influenza did visit the peace conference. Influenza did strike Wilson. Influenza did weaken him physically, and—precisely at the most crucial point of negotiations—influenza did at the least drain from him stamina and the ability to concentrate. That much is certain. And it is almost certain that influenza affected his mind in other, deeper ways.

Historians with virtual unanimity agree that the harshness toward Germany of the Paris peace treaty helped create the economic hardship, nationalistic reaction, and political chaos that fostered the rise of Adolf Hitler.

It did not require hindsight to see the dangers. They were obvious at the time. John Maynard Keynes quit Paris calling Wilson “the greatest fraud on earth.” Later he wrote, “We are at the dead season of our fortunes.... Never in the lifetime of men now living has the universal element in the soul of man burnt so dimly.” Herbert Hoover believed that the treaty would tear down all Europe, and said so.

Soon after Wilson made his concessions a group of young American diplomatic aides and advisers met in disgust to decide whether to resign in protest. They included Samuel Eliot Morison, William Bullitt, Adolf Berle Jr., Christian Herter, John Foster Dulles, Lincoln Steffens, and Walter Lippmann. All were already or would become among the most influential men in the country. Two would become secretary of state. Bullitt, Berle, and Morison did resign. In September, during the fight over ratifying the treaty, Bullitt revealed to the Senate the private comments of Secretary of State Robert Lansing that the League of Nations would be useless, that the great powers had simply arranged the world to suit themselves.

Berle, later an assistant secretary of state, settled for writing Wilson a blistering letter of resignation: “I am sorry that you did not fight our fight to the finish and that you had so little faith in the millions of men, like myself, in every nation who had faith in you. Our government has consented now to deliver the suffering peoples of the world to new oppressions, subjections and dismemberments—a new century of war.”

Wilson had influenza, only influenza.

CHAPTER THIRTY-THREE

ON SEPTEMBER 29, 1919, Sir William Osler began coughing. One of the original “Four Doctors” in a famous portrait of the founding faculty of the Johns Hopkins Medical School, a portrait that symbolized the new primacy of science in American medicine, he was and still is regarded as one of the greatest clinicians in history. A man of wide interests, a friend of Walt Whitman, and author of the textbook that ultimately led to the founding of the Rockefeller Institute for Medical Research, Osler was then at Oxford.

Osler had already suffered one great loss with the death of his only child in the war. Now he suffered as well from a respiratory infection he diagnosed as influenza. In Oxford that fall, influenza was prevalent enough that the dons considered postponing the school term. To his sister-in-law, Osler wrote, “For two days I felt very ill & exhausted by the paroxysms” of coughing. He seemed to recover, but on October 13 his temperature rose to 102.5. He wrote a friend he had “one of those broncho-pneumonias so common after influenza.” He tried to work on a talk about Whitman and also wrote Welch and John D. Rockefeller Jr. about giving a grant to his alma mater, McGill University. But on November 7, he felt “a stab and then fireworks” on his right side. Twelve hours later he began coughing again: “A bout arrived which ripped all pleural attachments to smithereens, & with it the pain.”

After three weeks his physicians took him off morphine, gave him atropine, and said they were encouraged. On December 5 he received a local anesthetic and a needle was inserted into his lungs to drain fourteen ounces of pus. He gave up working on his Whitman talk and felt certain now of the end, joking, “I’ve been watching this case for two months and I’m sorry I shall not see the post mortem.”

His wife did not like the joke. His pessimism was crushing her: “[W]hatever he says always does come true—so how can I hope for anything but a fatal ending?” She tried to remain optimistic as the disease dragged on. But one day she found him reciting a Tennyson poem: “Of

happy men that have the power to die, / And grassy barrows of the happier dead. / Release me, and restore me to the ground....”

He had turned seventy in July. A birthday tribute to him, a *Festschrift*—a collection of scientific articles in his honor—arrived on December 27, entitled, *Contributions to Medical and Biological Research, Dedicated to Sir William Osler*. Publication had been delayed because Welch was editing them. Welch never did anything on time.

His most recent biographer believes that had he been at the Johns Hopkins Hospital instead, he would have received better care. Physicians would have used x rays, electrocardiograms, earlier surgical intervention to drain an empyema, a pocket of pus from the lung. They might have saved him.

He died December 29, 1919, his last words being, “Hold up my head.” He had always held his head high.

If finally it seemed past, yet it wasn’t past. In September 1919, as Osler was dying, Blue predicted that influenza would return: “Communities should make plans now for dealing with any recurrences. The most promising way to deal with a possible recurrence is, to sum it up in a single word, ‘preparedness.’ And now is the time to prepare.”

On September 20, 1919, many of the best scientists in the country met to try to reach a consensus on the cause of the disease or course of therapy. They could not, but the *New York Times* stated that the conference marked the beginning of a joint federal, state, and city effort to prevent a recurrence. Two days later the Red Cross distributed its own confidential battle plan internally: “Proposed Staff Organization for Possible Influenza Emergency / Confidential / Note: No publicity is to be given this bulletin until...the first indication of a recurrence of influenza in epidemic form, but until such time there should be no public statement by a Red Cross Chapter or Division office.”

By February 7, 1920, influenza had returned with enough ferocity that the Red Cross declared, “Owing to the rapid spread of influenza, the safety of the country demands, as a patriotic duty, that all available nurses or anyone with experience in nursing, communicate with the nearest Red Cross chapters or special local epidemic committees, offering their services.”

In eight weeks in early 1920, eleven thousand influenza-related deaths occurred in just New York City and Chicago, and in New York City more cases would be reported on a single day than on any one day in 1918. In Chicago, Health Commissioner John Dill Robertson, who had been so concerned about morale in 1918, organized three thousand of the most professional nurses into regional squads that could range over the entire city. Whenever an influenza case developed, that victim's home was tagged.

The year 1920 would see either (sources differ) the second or third most deaths from influenza and pneumonia in the twentieth century. And it continued to strike cities sporadically. As late as January 1922, for example, Washington State's health director, Dr. Paul Turner, while refusing to admit the return of influenza, declared, "The severe respiratory infection which is epidemic at this time throughout the state is to be dealt with the same as influenza.... Enforce absolute quarantine."

Only in the next few years did it finally fade away in both the United States and the world. It did not disappear. It continued to attack, but with far less virulence, partly because the virus mutated further toward its mean, toward the behavior of most influenza viruses, partly because people's immune systems adjusted. But it left a legacy.

Even before the epidemic ended, New York City Health Commissioner Royal Copeland estimated that twenty-one thousand children in the city had been made orphans by the epidemic. He had no estimate of children who lost only one parent. Berlin, New Hampshire, a tiny town, had twenty-four orphaned children not counting, said a Red Cross worker, "in one street sixteen motherless children." Vinton County, Ohio, population thirteen thousand, reported one hundred children orphaned by the virus. Minersville, Pennsylvania, in the coal regions, had a population of six thousand; there the virus had orphaned two hundred children.

In March 1919 a senior Red Cross official advised district officers to help wherever possible on an emergency basis, because "the influenza epidemic not only caused the deaths of some six hundred thousand people, but it also left a trail of lowered vitality...nervous breakdown, and other sequella [*sic*] which now threaten thousands of people. It left widows and orphans and dependent old people. It has reduced many of these families to

poverty and acute distress. This havoc is wide spread, reaching all parts of the United States and all classes of people.”

Months after “recovering” from his illness, the poet Robert Frost wondered, “What bones are they that rub together so unpleasantly in the middle of you in extreme emaciation...? I don’t know whether or not I’m strong enough to write a letter yet.”

Cincinnati Health Commissioner Dr. William H. Peters told the American Public Health Association meeting almost a year after the epidemic that “phrases like ‘I’m not feeling right,’ ‘I don’t have my usual pep,’ ‘I’m all in since I had the flu’ have become commonplace.” Cincinnati’s public health agencies had examined 7,058 influenza victims since the epidemic had ended and found that 5,264 needed some medical assistance; 643 of them had heart problems, and an extraordinary number of prominent citizens who had had influenza had died suddenly early in 1919. While it was hardly a scientific sample, Peters believed that few victims had escaped without some pathological changes.

Throughout the world similar phenomena were noted. In the next few years a disease known as “encephalitis lethargica” spread through much of the West. Although no pathogen was ever identified and the disease itself has since disappeared—indeed, there is no incontrovertible evidence that the disease, in a clearly definable scientific sense, ever existed—physicians at the time did believe in the disease, and a consensus considered it a result of influenza.

There were other aftershocks impossible to quantify. There was the angry emptiness of a parent or a husband or a wife. Secretary of War Newton Baker—who had been criticized for being a pacifist when Wilson appointed him—particularly took to heart charges that War Department policies had in effect murdered young men. In several cases troops from Devens were transferred to a post whose commander protested receiving them because of the epidemic. The protests were futile, the troops came, and so did influenza. The father of one boy who died at such a camp wrote Baker, “My belief is that the heads of the War Department are responsible.” Baker replied in a seven-page, single-spaced letter, a letter of his own agony.

The world was still sick, sick to the heart. The war itself... The senseless deaths at home, on top of all else... Wilson’s betrayal of ideals at Versailles,

a betrayal that penetrated the soul...The utter failure of science, the greatest achievement of modern man, in the face of the disease...

In January 1923 John Dewey wrote in the *New Republic*, “It may be doubted if the consciousness of sickness was ever so widespread as it is today.... The interest in cures and salvations is evidence of how sick the world is.” He was speaking of a consciousness that went beyond physical disease, but physical disease was part of it. He was speaking of the world of which F. Scott Fitzgerald declared “all Gods dead, all wars fought, all faiths in man shaken.”

The disease has survived in memory more than in any literature. Nearly all those who were adults during the pandemic have died now. Now the memory lives in the minds of those who only heard stories, who heard how their mother lost her father, how an uncle became an orphan, or heard an aunt say, “It was the only time I ever saw my father cry.” Memory dies with people.

The writers of the 1920s had little to say about it.

Mary McCarthy got on a train in Seattle on October 30, 1918, with her three brothers and sisters, her aunt and uncle, and her parents. They arrived in Minneapolis three days later, all of them sick—her father had pulled out a gun when the conductor tried to put them off the train—met by her grandparents wearing masks. All the hospitals were full and so they went home. Her aunt and uncle recovered but her father, Roy, thirty-eight years old, died on November 6, and her mother, Tess, twenty-nine years old, died November 7. In *Memories of a Catholic Girlhood* she spoke of how deeply being an orphan affected her, made her desperate to distinguish herself, and she vividly remembered the train ride across two-thirds of the country, but she said almost nothing of the epidemic.

John Dos Passos was in his early twenties and seriously ill with influenza, yet barely mentioned the disease in his fiction. Hemingway, Faulkner, Fitzgerald said next to nothing of it. William Maxwell, a *New Yorker* writer and novelist, lost his mother to the disease. Her death sent his father, brother, and him inward. He recalled, “I had to guess what my older brother was thinking. It was not something he cared to share with me. If I hadn’t known, I would have thought that he’d had his feelings hurt by something he was too proud to talk about....” For himself, “[T]he ideas that

kept recurring to me, perhaps because of that pacing the floor with my father, was that I had inadvertently walked through a door that I shouldn't have gone through and couldn't get back to the place I hadn't meant to leave." Of his father he said, "His sadness was of the kind that is patient and without hope." For himself, "the death of my mother...was a motivating force in four books."

Katherine Anne Porter was ill enough that her obituary was set in type. She recovered. Her fiancé did not. Years later her haunting novella of the disease and the time, *Pale Horse, Pale Rider*, is one of the best—and one of the few—sources for what life was like during the disease. And she lived through it in Denver, a city that, compared to those in the east, was struck only a glancing blow.

But the relative lack of impact it left on literature may not be unusual at all. It may not be that much unlike what happened centuries ago. One scholar of medieval literature says, "While there are a few vivid and terrifying accounts, it's actually striking how little was written on the bubonic plague. Outside of these few very well-known accounts, there is almost nothing in literature about it afterwards."

People write about war. They write about the Holocaust. They write about horrors that people inflict on people. Apparently they forget the horrors that nature inflicts on people, the horrors that make humans least significant. And yet the pandemic resonated. When the Nazis took control of Germany in 1933, Christopher Isherwood wrote of Berlin: "The whole city lay under an epidemic of discreet, infectious fear. I could feel it, like influenza, in my bones."

Those historians who have examined epidemics and analyzed how societies have responded to them have generally argued that those with power blamed the poor for their own suffering, and sometimes tried to stigmatize and isolate them. (The case of "Typhoid Mary" Mallon, an Irish immigrant in effect imprisoned for twenty-five years, is a classic instance of this attitude; if she had been of another class, the treatment of her might well have been different.) Those in power, historians have observed, often sought security in imposing order, which gave them some feeling of control, some feeling that the world still made sense.

In 1918 what might be considered a “power elite” did sometimes behave according to such a pattern. Denver Health Commissioner William Sharpley, for example, blamed the city’s difficulties with influenza on “foreign settlements of the city,” chiefly Italians. The *Durango Evening Herald* blamed the high death toll among Utes on a reservation on their “negligence and disobedience to the advice of their superintendent and nurses and physicians.” One Red Cross worker in the mining regions of Kentucky took offense at uncleanness: “When we reached the miserable shack it seemed deserted.... I went on in and there laying with her legs out of the bed and her head thrown way back on a filthy pillow was the woman, stone dead, her eyes staring, her mouth yawning, a most gruesome sight.... The mother of the woman’s husband came in, an old woman living in an indescribable shack some 300 feet away.... I can still smell the terrible odor and will never forget the nauseating sight. The penalty for filth is death.”

Yet, despite such occasional harshness, the 1918 influenza pandemic did not in general demonstrate a pattern of race or class antagonism. In epidemiological terms there was a correlation between population density and hence class and deaths, but the disease still struck down everyone. And the deaths of soldiers of such promise and youth struck home with everyone. The disease was too universal, too obviously not tied to race or class. In Philadelphia, white and black certainly got comparable treatment. In mining areas around the country, whether out of self-interest or not, mine owners tried to find doctors for their workers. In Alaska, racism notwithstanding, authorities launched a massive rescue effort, if too late, to save Eskimos. Even the very Red Cross worker so nauseated by filth continued to risk his own life day after day in one of the hardest-hit areas of the country.

During the second wave, many local governments collapsed, and those who held the real power in a community—from Philadelphia’s bluebloods to Phoenix’s citizens’ committee—took over. But generally they exercised power to protect the entire community rather than to split it, to distribute resources widely rather than to guarantee resources for themselves.

Despite that effort, whoever held power, whether a city government or some private gathering of the locals, they generally failed to keep the community together. They failed because they lost trust. They lost trust because they lied. (San Francisco was a rare exception; its leaders told the

truth, and the city responded heroically.) And they lied for the war effort, for the propaganda machine that Wilson had created.

It is impossible to quantify how many deaths the lies caused. It is impossible to quantify how many young men died because the army refused to follow the advice of its own surgeon general. But while those in authority were reassuring people that this was influenza, only influenza, nothing different from ordinary “la grippe,” at least some people must have believed them, at least some people must have exposed themselves to the virus in ways they would not have otherwise, and at least some of these people must have died who would otherwise have lived. And fear really did kill people. It killed them because those who feared would not care for many of those who needed but could not find care, those who needed only hydration, food, and rest to survive.

It is also impossible to state with any accuracy the death toll. The statistics are estimates only, and one can only say that the totals are numbing.

The few places in the world that then kept reliable vital statistics under normal circumstances could not keep pace with the disease. In the United States, only large cities and twenty-four states kept accurate enough statistics for the U.S. Public Health Service to include them in their database, the so-called registration area. Even in them everyone from physicians to city clerks was trying to survive or help others survive. Record keeping had low priority, and even in the aftermath little effort was made to compile accurate numbers. Many who died never saw a doctor or nurse. Outside the developed world, the situation was far worse, and in the rural regions of India, the Soviet Union—which was engaged in a brutal civil war—China, Africa, and South America, where the disease was often most virulent, good records were all but nonexistent.

The first significant attempt to quantify the death toll came in 1927. An American Medical Association–sponsored study estimated that 21 million died. When today’s media refers to a death toll of “more than 20 million” in stories on the 1918 pandemic, the source is this study.

But every revision of the deaths since 1927 has been upward. The U.S. death toll was originally put at 550,000. Now epidemiologists have settled on 675,000 out of a population of 105 million. In the year 2004, the U.S. population exceeds 291 million.

Worldwide, both the estimated toll and the population have gone up by a far greater percentage.

In the 1940s Macfarlane Burnet, the Nobel laureate who spent most of his scientific life studying influenza, estimated the death toll at 50 to 100 million.

Since then various studies, with better data and statistical methods, have gradually moved the estimates closer and closer to his. First several studies concluded that the death toll on the Indian subcontinent alone may have reached 20 million. Other new estimates were presented at a 1998 international conference on the pandemic. And in 2002 an epidemiological study reviewed the data and concluded that the death toll was “in the order of 50 million, ...[but] even this vast figure may be substantially lower than the real toll.” In fact, like Burnet, it suggested that as many as 100 million died.

Given the world’s population in 1918 of approximately 1.8 billion, the upper estimate would mean that in two years—and with most of the deaths coming in a horrendous twelve weeks in the fall of 1918—in excess of 5 percent of the people in the world died.

Today’s world population is 6.3 billion. To give a sense of the impact in today’s world of the 1918 pandemic, one has to adjust for population. If one uses the lowest estimate of deaths—the 21 million figure—that means a comparable figure today would be 73 million dead. The higher estimates translate into between 175 and 350 million dead. Those numbers are not meant to terrify—although they do. Medicine has advanced since 1918 and would have considerable impact on the mortality rate (see [Afterword](#)). Those numbers are meant simply to communicate what living through the pandemic was like.

Yet even those numbers understate the horror of the disease. The age distribution of the deaths brings that horror home.

In a normal influenza epidemic, 10 percent or fewer of the deaths fall among those aged between sixteen and forty. In 1918 that age group, the men and women with most vitality, most to live for, most of a future, accounted for more than half the death toll, and within that group the worst mortality figures fell upon those aged twenty-one to thirty.

The Western world suffered the least, not because its medicine was so advanced but because urbanization had exposed its population to influenza viruses, so immune systems were not naked to it. In the United States,

roughly 0.65 percent of the total population died, with roughly double that percentage of young adults killed. Of developed countries, Italy suffered the worst, losing approximately 1 percent of its total population. The Soviet Union may have suffered more, but few numbers are available for it.

The virus simply ravaged the less developed world. In Mexico the most conservative estimate of the death toll was 2.3 percent of the entire population, and other reasonable estimates put the death toll over 4 percent. That means somewhere between 5 and 9 percent of all young adults died.

And in the entire world, although no one will ever know with certainty, it seems more than just possible that 5 percent—and in the less developed countries approaching 10 percent—of the world's young adults were killed by the virus.

In addition to the dead, in addition to any lingering complications among survivors, in addition to any contribution the virus made to the sense of bewilderment and betrayal and loss and nihilism of the 1920s, the 1918 pandemic left other legacies.

Some were good ones. Around the world, authorities made plans for international cooperation on health, and the experience led to restructuring public health efforts throughout the United States. The New Mexico Department of Public Health was created; Philadelphia rewrote its city charter to reorganize its public health department; from Manchester, Connecticut, to Memphis, Tennessee, and beyond, emergency hospitals were transformed into permanent ones. And the pandemic motivated Louisiana Senator Joe Ransdell to begin pushing for the establishment of the National Institutes of Health, although he did not win his fight until a far milder influenza epidemic in 1928 reminded Congress of the events of a decade earlier.

All those things are part of the legacy left by the virus. But the disease left its chief legacy in the laboratory.

Part X

ENDGAME

CHAPTER THIRTY-FOUR

BY WORLD WAR I, the revolution in American medicine led by William Welch had triumphed. That revolution had radically transformed American medicine, forcing its teaching, research, art, and practice through the filter of science.

Those in the United States capable of doing good scientific research remained a small, almost a tiny, cadre. The group was large enough to be counted in the dozens, and, counting the most junior investigators, by the mid-1920s it reached several dozen dozens, but no more.

They all knew each other, all had shared experiences, and nearly all had at least some connection to the Hopkins, the Rockefeller Institute, Harvard, or to a lesser extent the University of Pennsylvania, the University of Michigan, or Columbia. The group was so small that it still included the first generation of revolutionaries, with Welch and Vaughan and Theobald Smith and a few others still active. Then came their first students, men only a few years younger: Gorgas, who had reached mandatory retirement age from the army days before the war ended—the army could have allowed him to remain but he had no friends among army superiors—and who then shifted to international public health issues for a Rockefeller-funded foundation; Flexner and Park and Cole in New York; Milton Rosenau in Boston; Frederick Novy at Michigan; and Ludwig Hektoen in Chicago. Then came the next half generation of protégés: Lewis in Philadelphia; Avery, Dochez, Thomas Rivers, and others at Rockefeller; George Whipple in Rochester, New York; Eugene Opie at Washington University in St. Louis; and a few dozen more. It was only in the next generation, and the next, that the numbers of true researchers began to multiply enormously and spread throughout the country.

The bonds that held these men together were not of friendship. Some of them—Park and Flexner, for example—had no love for each other, many had happily embarrassed a rival by finding flaws in his work, and they had no illusions about each other's virtues. The profession had grown large enough for maneuvering within it. If one listened closely, one could hear:

“The appointment of Dr. Opie as the primary key man in this plan would be a fatal mistake.” Or, “Jordan seems at first a rather dazzling possibility, but I am a little afraid...that he is not a man who can be absolutely certain to stand up for his convictions in a tight place.” Or, “Of the names you suggest, I would distinctly prefer Emerson but I fear he would be particularly unacceptable to Russell and Cole, and perhaps to the [Rockefeller] Foundation group in general, as I have the impression that he has been somewhat at outs with them.”

Yet these men also recognized that whatever each other’s flaws might be, each of them also had strengths, remarkable strengths. Their work was good enough that, even if in error, one could often find in that error something new, something important, something to build upon. It was an exclusive group and, despite rivalries and dislikes, almost a brotherhood, a brotherhood that included a very few women, literally a handful, and in bacteriology these very few women did not extend far beyond Anna Williams and Martha Wollstein.^{*}

All of these scientists had worked frenetically in their laboratories from the first days of the disease, and none of them had stopped. In those most desperate of circumstances, the most desperate circumstances in which they—and arguably any scientist—ever worked, most of them had willingly, hopefully, accepted less evidence than they would normally have to reach a conclusion. For of course as Miguel de Unamuno said, the more desperate one is, the more one hopes. But for all their frenzy of activity, they had still always avoided chaos, they had always proceeded from well-grounded hypotheses. They had not, as Avery said with contempt, poured material from one test tube into another. They had not done the wild things that had no basis in their understanding of the workings of the body. They had not given quinine or typhoid vaccine to influenza victims in the wild hope that because it worked against malaria or typhoid it might work against influenza. Others had done these things and more, but they had not.

They also recognized their failures. They had lost their illusions. They had entered the first decades of the twentieth century confident that science, even if its victories remained limited, would triumph. Now Victor Vaughan told a colleague, “Never again allow me to say that medical science is on the verge of conquering disease.” With the contempt one reserves for one’s own failings, he also said, “Doctors know no more about this flu than 14th century Florentine doctors had known about the Black Death.”

But they had not quit. Now this scientific brotherhood was beginning its hunt. It would take longer than they knew.

So far each laboratory had been working in isolation, barely communicating with the others. Investigators had to meet, to trade ideas, to trade laboratory techniques, to discuss findings not yet published or that one investigator thought unimportant that might mean something to another. They had to try to piece together some way to make concrete progress against this pestilence. They had to sift through the detritus of their failures for clues to success.

On October 30, 1918, with the epidemic on the East Coast fading to manageable proportions, Hermann Biggs organized an influenza commission of leading scientists. Biggs had a proud history, having made the New York City municipal health department the best in the world, but, fed up with Tammany politics, had left to become state commissioner of public health. His commission included Cole, Park, Lewis, Rosenau, epidemiologists, and pathologists. Welch, still recovering in Atlantic City, was too ill to attend. Biggs opened the first meeting by echoing Vaughan: “[T]here has never been anything which compares with this in importance...in which we were so helpless.”

But unlike Vaughan he was angry, declaring their failures “a serious reflection upon public health administration and work and medical science that we should be in the situation we now are.” They had seen the epidemic coming for months. Yet public health officials and scientists both had done nothing to prepare. “We ought to have been able to obtain all the scientific information available now or that can be had six months from now before this reached us at all.”

He was determined that they would now address this problem, and solve it.

It would not be so easy. And even in that first meeting the problems presented themselves. They knew virtually nothing about this disease. They could not even agree upon its nature. The pathology was too confusing. The symptoms were too confusing.

Even this late Cole still wondered if it was influenza at all: “All who have seen cases in the early stage think we are dealing with a new disease.... One great difficulty for us is to find what influenza is and how to

make the diagnosis.... We have been going over all case histories during this epidemic and it is almost as difficult to see which is influenza—a very complex picture.”

A navy scientist observed, “In several places there has been a similarity of symptoms with the bubonic plague.”

A Harvard investigator dismissed their observations: “It is the same old disease and does not change a bit in its character.”

But it did change, changed constantly, from mild cases of influenza from which victims recovered quickly to cases with strange symptoms never associated with influenza, from sudden violent viral pneumonias or ARDS to secondary invaders causing bacterial pneumonias. All these conditions were being seen. Lewellys Barker, Cole’s mentor at the Hopkins, noted, “The pneumonia specimens which came in from different areas are very different. Those from Devens are entirely different from those from Baltimore and they differ from several other camps. The lesions are quite different in different localities.”

They reached no consensus about the disease and moved on to discuss the likely pathogen. There too they could reach not even a tentative conclusion. Investigators had found Pfeiffer’s influenza bacillus, yes, but Cole reported that Avery had also discovered *B. influenzae* in 30 percent of healthy people at the Rockefeller Institute. That proved nothing. It might be commonly found now because of the epidemic and be an unusual finding in nonepidemic times. Besides, as they all knew, many healthy people carried pneumococci in their mouths and did not get pneumonia. And in the lungs of epidemic victims they had also found pneumococci, streptococci, staphylococci, and other pathogens. Park asked about the chances that a filterable virus caused the disease. Rosenau was conducting experiments pursuing that question.

They knew so little. So little. They knew only that isolation worked. The New York State Training School for Girls had quarantined itself, even requiring people delivering supplies to leave them outside. It had had no cases. The Trudeau Sanatorium in upstate New York had similar rules. It had no cases. Across the continent, a naval facility in San Francisco on an island that enforced rigid quarantine. It had no cases. All that proved was that the miasma theory, which none of them believed in anyway, could not account for the disease.

Yet they ended with agreement. They agreed on lines of approach, on the work that needed to be done. Only on that—in effect on how little they knew—they could agree.

They intended to proceed down two paths: one exploring the epidemiology of the disease, the other tracing clues in the laboratory. The first task in both lines of attack was to cut through the fog of data that was coming in.

They planned precise epidemiological investigations: correlating public health measures and deaths; performing extremely detailed studies in selected areas, for example, isolating small communities where they would account for the seventy-two hours before every single person who suffered from influenza felt the first symptoms; taking detailed personal histories of both victims and those who had not been attacked; looking for linkages with other diseases, with earlier influenza attacks, with diet.

The epidemiological studies would have the ancillary benefit of exciting and transforming another emerging field of medicine. In November 1918 the American Public Health Association created a Committee on Statistical Study of the Influenza Epidemic, funded largely by the Metropolitan Life Insurance Company. One committee member called this “an opportunity to show what statistics, especially vital statistics, and its methods can do for preventive medicine,” while a colleague saw it as the “possible vindication of the theory of probabilities and the method of random sampling.” In January 1919 the surgeons general of the army, the navy, and the Public Health Service also joined with the Census Bureau to form an influenza committee that grew into a permanent statistical office. Yet at the same time, an epidemiologist present at the first meeting of the Biggs group said, “I realize the problem has got to be solved ultimately in the laboratory.”

Gorgas had had one goal: to make this war the first one in American history in which battle killed more troops than disease. Even with one out of every sixty-seven soldiers in the army dying of influenza, and although his superiors largely ignored his advice, he just barely succeeded—although when navy casualties and influenza deaths were added to the totals, deaths from disease did exceed combat deaths.

Gorgas had largely triumphed over every other disease. U.S. soldiers almost entirely escaped malaria, for example, even while it struck down tens of thousands of French, British, and Italians.

Now two million men were returning from Europe. After other wars, even in the late nineteenth century, returning troops had carried diseases home. British, French, and Russian troops had spread cholera after the Crimean War; Americans troops had spread typhoid, dysentery, and smallpox after the Civil War; Prussians had brought smallpox home from the Franco-Prussian War; and Americans had returned from the Spanish-American War carrying typhoid.

One of Gorgas's last acts was to set in motion plans to prevent any such happenings this time. Soldiers were kept isolated for seven days before they boarded ships home, and were deloused before embarking. Soldiers would be bringing no disease home.

Meanwhile, the most massive scientific inquiry ever undertaken was taking shape. Biggs's commission met three more times. By the last meeting, every member would be serving on other commissions as well. The American Medical Association, the American Public Health Association, the army, the navy, the Public Health Service, the Red Cross, and the Metropolitan Life Insurance Company all launched major studies in addition to those already begun, each of them designed to complement and not overlap with the others. At every meeting of every medical specialty, of every public health organization, in every issue of every medical journal, influenza dominated the agenda. In Europe it was the same.

Every major laboratory in the United States continued to focus on the disease. Lewis in Philadelphia kept after it, as did others at the University of Pennsylvania. Rosenau in Boston led a team of Harvard researchers. Ludwig Hektoen and Preston Kyes at the University of Chicago stayed after it. Rosenow at the Mayo Clinic in Minnesota continued to work on it. Every member of the army's pneumonia commission returned to civilian research and continued to investigate influenza. The Metropolitan Life Insurance Company gave grants to university scientists and actually subsidized both the city of New York and the federal government, giving grants for research by Park and Williams in their New York laboratories and by George McCoy of the Public Health Service's Hygienic Laboratory.

The army also made “every effort to collect...specimens representing pulmonary lesions due to the present influenza epidemic,” not only from army camps but from civilian sources. These specimens would prove enormously important more than three-quarters of a century later, when Jeffrey Taubenberger would extract the 1918 influenza virus from them and successfully sequence its genome.

At the Rockefeller Institute, Cole put “every available man” to work on it. He also put Martha Wollstein on it. When Captain Francis Blake, who had been part of the army’s pneumonia commission, visited his old colleagues at the institute at Christmas, he found everyone “working tooth and nail on this influenza business with monkeys and everything else.” A week later, out of the army and back at Rockefeller, he said, “I shall be so glad when we can get all this business off our hands and finished up and I can to something else for a change, as it seems as though I have done nothing but work on, and eat, and dream about and live with pneumonia and influenza for six months.”

He would not be free of it any time soon.

Slowly, over a period of months, a body of knowledge began to form. Investigators began to learn about the firestorm that had roared around the world and was continuing to smolder.

First, they confirmed what they had suspected: the lethal fall disease was a second wave of the same disease that had hit in the spring. They based their conclusion on the fact that those exposed to the spring wave had substantial immunity to the later one. The army had the best records. These records involved chiefly young men, so they were not useful in answering some questions. But they could speak to immunity, and clearly demonstrated it. Camp Shelby, for example, was home to the only division in the United States that remained in the United States from March through the fall. In April 1918 influenza sickened 2,000 of 26,000 troops there enough to seek treatment, many more probably had lesser or subclinical infections, and all 26,000 men were exposed to the disease. During the summer, 11,645 new recruits arrived. In October influenza “scarcely touched” the old troops but decimated the recruits. In Europe in the spring, influenza hit the Eleventh Regiment Engineers, making 613 men out of a command of 1,200 ill and killing two, but protecting them from the lethal

wave: in the fall the regiment suffered only 150 “colds” and a single death. Camp Dodge had two units of seasoned troops; influenza had struck one group in the spring, and only 6.6 percent of this organization caught influenza in the fall; the other group escaped the spring wave, but 48.5 percent of them had influenza in the fall. And there were many other examples.

Statistics also confirmed what every physician, indeed every person, already knew. In the civilian population as well, young adults had died at extraordinary, and frightening, rates. The elderly, normally the group most susceptible to influenza, not only survived attacks of the disease but were attacked far less often. This resistance of the elderly was a worldwide phenomenon. The most likely explanation is that an earlier pandemic (later analysis of antibodies proved it was not the 1889–90 one), so mild as to not attract attention, resembled the 1918 virus closely enough that it provided protection.

Finally, a door-to-door survey in several cities also confirmed the obvious: people living in the most crowded conditions suffered more than those with the most space. It also seemed—although this was not scientifically established—that those who went to bed the earliest, stayed there the longest, and had the best care also survived at the highest rates. Those findings meant of course that the poor died in larger numbers than the rich. (Questions about race and the epidemic yielded contradictory information.)

But nearly everything else about the disease remained unsettled. Even the interplay between the germ theory of disease and other factors was at issue. As late as 1926, a respected epidemiologist still argued a version of the miasma theory, claiming “a correlation between...influenza and cyclic variation in air pressure.”

In the laboratory, however, the fog remained dense. The pathogen remained unknown. Enormous resources were being poured into this research everywhere. In Australia, Macfarlane Burnet lived through the epidemic as a teenager, and it burned itself into his consciousness. As he said soon after receiving the Nobel Prize, “For me as for many others interested in bacteriology and infectious disease, the outstanding objective in medicine for years was...influenza.”

Yet all this work had not penetrated the fog.

The problem did not lie in any lack of clues. The problem lay in distinguishing the few clues that led in the right direction from all those that led in the wrong direction. This was not bubonic plague. That was among the easiest pathogens to discover: the bacteria that caused it swarmed in the buboes. This was only influenza.

As the second wave of influenza had broken upon the world, thousands of scientists had attacked the problem. In Germany and France they had attacked it, in Britain and Italy, in Australia and Brazil, in Japan and China. But as 1919 wore away, then 1920, as the disease drifted toward mildness, one at a time these thousands began to peel off. They found the problem too difficult to conceptualize—to figure out a way to address it—or the techniques seemed too inadequate to address it, or it lay too far from their old interests or knowledge base. After two years of extraordinary—and continuing—efforts by many of the world’s best investigators, in 1920 Welch made a frustrating prediction: “I think that this epidemic is likely to pass away and we are no more familiar with the control of the disease than we were in the epidemic of 1889. It is humiliating, but true.”

Hundreds of investigators did continue to pursue the question but they could agree on little. Everything was in dispute. And central to those disputes were the old team of William Park and Anna Williams on one side, Paul Lewis and many of those at the Rockefeller Institute on another.

Lewis’s research would end in irony and tragedy. The Rockefeller Institute would discover most of its own investigators in error.

But Oswald Avery would not be in error. Avery would make the most profound discovery of them all.

CHAPTER THIRTY-FIVE

THE GREATEST QUESTIONS remained the simplest ones: What caused influenza? What was the pathogen? Was Pfeiffer right when he identified a cause and named it *Bacillus influenzae*? And if he was not right, then what did cause it? What was the killer?

The pursuit of this question is a classic case of how one does science, of how one finds an answer, of the complexity of nature, of how one builds a solid scientific structure.

All through the epidemic bacteriologists had had mixed results looking for *B. influenzae*. People as skilled as Park and Williams in New York, Lewis in Philadelphia, and Avery had all been unable to isolate it from the first cases they studied. Then they adjusted their techniques, changed the medium in which they grew it, added blood heated to a particular temperature to the medium, changed the dyes used for staining, and they found it. Park and Williams soon found it so consistently that Park assured the National Research Council it was the etiological agent—the cause of the disease. The Public Health Service believed it to be the cause. Lewis, despite initial misgivings, thought it the cause.

At Rockefeller, Martha Wollstein had studied Pfeiffer's bacillus since 1906. After several years of work she still had not considered her experiments sufficiently "clean cut and stable to signify Pfeiffer's is the specific inciting agent." But she had continued to study the bacillus, and in the midst of the pandemic she had become convinced *B. influenzae* did cause the disease. She had been so confident that the vaccine she prepared included *only* Pfeiffer's bacillus. Her work convinced her Rockefeller colleagues as well; they all took her vaccine, even though they were among the few in the country with access to the Rockefeller antipneumococcus vaccine, which had proven itself effective.

Midway through the pandemic, failure to find Pfeiffer's seemed a mark not of good science but of incompetence. When one army bacteriologist failed to find it on "blood agar plates from 159 of the first patients," the army sent another scientist to the camp to undertake "an investigation of the

bacteriologic methods employed in the laboratory of the base hospital.” Typical of the institution Gorgas had built, it was a true investigation, not a witch-hunt, and it concluded that this particular laboratory had done “a splendid piece of work. If the influenza bacillus had been present...it would have been found.” But that conclusion did not come out until long after the epidemic had passed.

In the meantime the existence of such an investigation told other army bacteriologists that inability to find *B. influenzae* meant they did not know their job. Simultaneously, Avery published the new techniques he had developed that made it much easier to grow the organism. Bacteriologists began to find what they were looking for. At Camp Zachary Taylor, bacteriologists had been unable to find Pfeiffer’s bacillus. Now they reported, “More latterly Avery’s oleate medium was used with very gratifying results.” They found the bacteria everywhere: in 48.7 percent of samples of blood taken directly from the heart, in 54.8 percent of lungs, in 48.3 percent of spleens. At Camp Dix, “in every case studied the influenza bacillus was found either in the lungs or in the upper respiratory tract or nasal sinuses.”

In camp after camp, bacteriologists fell into line. Bacteriologists at Camp MacArthur in Texas were not alone in their determination “to obtain the highest possible incidence of *B. influenzae*,” and they found it in 88 percent of lungs. But they did so not through any irrefutable laboratory tests; they simply looked through a microscope and identified the bacteria by appearance. Such observations are subjective and not proof, only indications.

At Camp Sherman, where the mortality rate had been the highest in the country and the reputations of camp doctors had been called into question, the final report on the epidemic exemplified the tension. In a section written by the bacteriologist, the report said, “The persistent absence of influenza bacilli in the diverse materials examined militated against attributing the epidemic to the Pfeiffer organism.” But the section written by the pathologist in effect accused the bacteriologist of incompetence. The pathologist said he had observed pathogens through the microscope that he believed were “Pfeiffer’s organism” and that “all the bacteria which were present in this epidemic were not discovered as a result of the cultural methods used.”

Civilian investigators isolated Pfeiffer's with similar regularity. Yet even with all the findings of Pfeiffer's *B. influenzae*, the picture remained confusing. For rarely—even though Avery's medium inhibited the growth of pneumococci and hemolytic streptococci, both of which had often been found in influenza cases—was Pfeiffer's found alone.

And sometimes *B. influenzae* was still not being found at all. Investigators were especially failing to find it in the lungs of victims who died quickly. In at least three camps—Fremont in California and Gordon and Wheeler in Georgia—the failure to find Pfeiffer's in an overwhelming majority of cases simply meant that the bacteriologists, instead of exposing themselves to possible criticism, diagnosed victims of the epidemic as suffering from “other respiratory diseases” instead of influenza. In some cases even the most experienced investigators found the bacillus rarely. In Chicago, D. J. Davis had studied Pfeiffer's for ten years, but found it in only five of sixty-two cases. In Germany, where Pfeiffer himself remained one of the most powerful figures in medical science, some researchers could not isolate the bacillus either, although he continued to insist it caused the disease.

These reports created increasing doubt about the Pfeiffer's influenza bacillus. Scientists did not doubt the word of those who found it. They did not doubt that the bacillus could cause disease and kill. But they began to doubt what finding it proved.

There were other questions. In the midst of the epidemic, under the greatest pressures, many bacteriologists had compromised the quality of their work in the hope of getting quick results. As one scientist said, “It requires at least three weeks of concentrated labor to investigate and identify the various species of streptococci from a single drop of normal sputum smeared on one plate of our culture medium. How then is it possible for two workers to investigate the bacteriology of the respiratory tract of, say, 100 cases of influenza and of 50 normal individuals in one year, except in the most slipshod manner?”

Park and Williams were anything but slipshod. They had been among the first to proclaim *B. influenzae* the likely cause of the epidemic. In mid-October, Park still held to that position, declaring, “The influenza bacilli have been found in nearly every case of clear-cut infectious influenza. In

the complicating pneumonias, they have been found associated with either the hemolytic streptococcus or pneumococci. In one case the bronchopneumonia was due entirely to the influenza bacillus. The results of the Department of Health of the City of New York have closely agreed with those reported from Chelsea Naval Hospital.”

They had prepared and distributed a vaccine based largely upon their conviction.

But even Park and Williams had made compromises. Now, as the epidemic waned, they continued their investigations with great deliberateness. They had always been best at testing hypotheses, looking for flaws, improving upon and expanding others’ more original work. Now, chiefly to learn more about the organism in the hope of perfecting a vaccine and serum—but also to test their own hypothesis that *B. influenzae* caused influenza—they started an extensive series of experiments. They isolated the bacillus from one hundred cases and succeeded in growing twenty pure cultures of it. They then injected these cultures into rabbits, waited long enough for the rabbits to develop an immune response, then drew the rabbits’ blood, centrifuged out the solids, and followed the other steps to prepare serum. When the serum from each rabbit was added in test tubes to the bacteria used to infect that rabbit, the antibodies in the serum agglutinated the bacteria—the antibodies bound to the bacteria and formed visible clumps.

They had expected that result, but not their next ones. When they tested these different sera against other cultures of Pfeiffer’s, agglutination occurred only four of twenty times. The serum did not bind to the Pfeiffer’s in the other sixteen cultures. Nothing happened. They repeated the experiments and got the same results. All the bacterial cultures were definitely Pfeiffer’s bacillus, definitely *B. influenzae*. There was no mistake in that. All twenty of their sera would bind to and agglutinate bacteria from the same culture used to infect that particular rabbit. But only four of the twenty different sera would bind to any bacteria from another culture of Pfeiffer’s.

For a decade scientists had tried to make vaccine and antiserum for Pfeiffer’s influenza bacillus. Flexner himself had tried soon after Lewis left the institute. No one had succeeded.

Park and Williams believed they now understood why. They thought Pfeiffer’s resembled the pneumococcus. There were dozens of strains of

pneumococci. Types I, II, and III were common enough that a vaccine and serum had been made that could protect somewhat against all three, though with truly good effect only against Types I and II. So-called Type IV wasn't a type at all: it was a grab-bag designation of "other" pneumococci.

As they explored Pfeiffer's further, they became more and more convinced that *B. influenzae* similarly included dozens of strains, each different enough that an immune serum that worked against one would not work against the others. In fact, Williams found "ten different strains in ten different cases."

In early 1919, Park and Williams reversed their position. They stated, "This evidence of multiple strains seems to be absolutely against the influenza bacillus being the cause of the pandemic. It appears to us impossible that we should miss the epidemic strain in so many cases while obtaining some other strain so abundantly. The influenza bacilli, like the streptococci and pneumococci, are in all probability merely very important secondary invaders."

The influenza bacillus, they now said, did not cause influenza. Anna Williams wrote in her diary, "More and more, evidence points to a filterable virus being the cause."

Many others were also beginning to think that a filterable virus caused the disease. William MacCallum at the Hopkins wrote, "In Camp Lee we found practically no influenza bacilli.... At the Hopkins Hospital influenza bacilli was rarely found.... Since a great many different bacteria have been found producing pneumonia, often in complex mixtures, it would require very special evidence to prove that one of these is the universal cause of the primary disease. And since this particular organism is by no means always present it seems that the evidence is very weak. Indeed, it appears probable that some other form of living virus not recognizable by our microscopic methods of staining, and not to be isolated or cultivated by methods currently in use, must be the cause of the epidemic."

But the subject remained controversial. No evidence pointed toward a filterable virus except negative evidence—the absence of proof of anything else. And the theory that a virus caused influenza had already been tested by excellent scientists. During the very first outbreak of the second wave in the United States, Rosenau had suspected a filterable virus. Indeed, he had

suspected it at least since 1916. His instincts led him to conduct extensive and careful experiments with sixty-two human volunteers from the navy brig in Boston. He collected sputum and blood from living victims and emulsified lung tissue of the dead, diluted the samples in a saline solution, centrifuged them, drained off the fluid, and passed them through a porcelain filter, then tried various methods to communicate the disease to the volunteers. He used every imaginable method of injection, inhalation, dripping into nasal and throat passages, even into the eyes, using massive life-risking dosages. None of the volunteers got sick. One of the physicians conducting the experiments died.

In Germany a scientist had also tried, spraying the throats of volunteers with filtered nasal secretions, but none of the subjects got influenza. In Chicago a team of investigators failed to infect human volunteers with filtered secretions of influenza victims. Navy investigators in San Francisco failed.

Only one researcher in the world was reporting success in transmitting the disease with a filtrate: Charles Nicolle of the Pasteur Institute. But Nicolle's entire series of experiments involved fewer than a dozen people and monkeys. He tried four separate methods of transmitting the disease and claimed success for three of them. First he dripped filtrate into the nasal passages of monkeys and reported they got influenza. This was possible, although monkeys almost never get human influenza. He injected a filtrate into the mucosal membranes around the eyes of monkeys and reported they got influenza. This was theoretically possible, but even less likely. He also claimed to have given two human volunteers influenza by filtering the blood from an ill monkey and injecting the filtrate subcutaneously—under the men's skin. Both of the men may have gotten influenza. Neither of them could have gotten it by the method Nicolle claimed. Nicolle was brilliant. In 1928 he won the Nobel Prize. But these experiments were wrong.

So, lacking other candidates, many scientists remained convinced Pfeiffer's did cause the disease, including most of those at the Rockefeller Institute. So did Eugene Opie, Welch's first star pupil at the Hopkins, who had gone to Washington University in St. Louis to model it after the Hopkins, and had led the laboratory work of the army's pneumonia commission. In 1922 he and several other commission members published their results in a book called *Epidemic Respiratory Disease*. One coauthor was Thomas Rivers, who by then had already begun working on viruses; in

1926 he defined the difference between viruses and bacteria—creating the field of virology and becoming one of the world’s leading virologists. But he spent his first five years after the war continuing to research Pfeiffer’s, writing many papers on it even while beginning his viral researches. He recalled, “We managed to get influenza bacilli out of every person that had an attack of influenza.... We found it and quickly jumped to the conclusion that the influenza bacillus was the cause of the pandemic.”

What it came down to was that nearly all investigators believed their own work. If they had found the influenza bacillus in abundance, they believed it caused influenza. If they had not found it, they believed it did not cause influenza.

Only a very few saw beyond their own work and were willing to contradict themselves. Park and Williams were among these few. In doing so they demonstrated an extraordinary openness, an extraordinary willingness to look with a fresh eye at their own experimental results.

Park and Williams had convinced themselves—and many others—that the influenza bacillus did not cause influenza. Then they moved on. They stopped working on influenza, partly out of conviction, partly because the New York City municipal laboratory was losing the funding to do true research. And they were getting old now.

Through the 1920s, investigators continued to work on the problem. It was, as Burnet said, the single most important question in medical science for years.

In England, Alexander Fleming had, like Avery, concentrated on developing a medium in which the bacillus could flourish. In 1928 he left a petri dish uncovered with staphylococcus growing in it. Two days later he discovered a mold that inhibited the growth. He extracted from the mold the substance that stopped the bacteria and called it “penicillin.” Fleming found that penicillin killed staphylococcus, hemolytic streptococcus, pneumococcus, gonococcus, diphtheria bacilli, and other bacteria, but it did no harm to the influenza bacillus. He did not try to develop penicillin into a medicine. To him the influenza bacillus was important enough that he used penicillin to help grow it by killing any contaminating bacteria in the culture. He used penicillin as he said, “for the isolation of influenza bacilli.” This “special selective cultural technique” allowed him to find “B.

influenzae in the gums, nasal space, and tonsils from practically every individual” he investigated.

(Fleming never did see penicillin as an antibiotic. A decade later Howard Florey and Ernst Chain, funded by the Rockefeller Foundation, did, and they developed Fleming’s observation into the first wonder drug. It was so scarce and so powerful that in World War II, U.S. Army teams recovered it from the urine of men who had been treated with it, so it could be reused. In 1945, Florey, Chain, and Fleming shared the Nobel Prize.)

In 1929 at a major conference on influenza, Welch gave his personal assessment: “Personally I do feel there is very little evidence that [*B. influenzae*] can be the cause. But when such leading investigators as Dr. Opie, for example, feel that the evidence is altogether in favor of Pfeiffer’s, and take the further exasperating position that the failure of other bacteriologists to find it was due to error in technique, to lack of skill, one cannot say there is not room for further investigation.... The fact has always appealed to me that influenza is possibly an infection due to an unknown virus...with this extraordinary effect of reducing the resistance so that the body, at least the respiratory tract, becomes such that any organisms are able to invade and produce acute respiratory trouble and pneumonia.”

In 1931, Pfeiffer himself still argued that, of all organisms yet described, the pathogen he had called *Bacillus influenzae* and that informally bore his name had “the best claim to serious consideration as the primary etiologic agent, and its only competition is an unidentified filterable virus.”

Avery continued to work on the influenza bacillus for several years after the pandemic. As his protégé René Dubos said, “His scientific problems were almost forced on him by his social environment.” By that he meant that the Rockefeller Institute influenced his choice of problems. If something mattered to Flexner and Cole, Avery worked on it.

And he made remarkable progress, proving that passage in animals did make the bacillus more lethal and, far more importantly, isolating the factors in blood that *B. influenzae* needed to grow, initially identifying them as “X” and “V.” It was extraordinary work, work that marked a milestone in understanding the nutritional needs and metabolism of all bacteria.

But as the likelihood of the influenza bacillus causing influenza began to fade, the pressure on him to work on it faded also. Although he had initially inclined toward the view that it caused influenza, he became one of the increasing number of scientists who believed *B. influenzae* had been misnamed. He had no inherent interest in the organism and had never abandoned his work on the pneumococcus. Far from it. And the epidemic had driven home more than ever the lethal nature of pneumonia. Pneumonia had done the killing. It remained the captain of the men of death. Pneumonia was the target. He returned to his work on the pneumococcus full-time. He would study it for the rest of his scientific life.

In fact, as first months and then years passed, Avery seemed to limit his entire world to the research he himself engaged in. He had always focused. Now his focus tightened. Even Dubos said, "I was often surprised and at times almost shocked by the fact that his range of scientific information was not as broad as could have been assumed from his fame and from the variety and magnitude of his scientific achievement." Another time Dubos observed, "He made little effort to follow modern trends in science or other intellectual fields, but instead focused his attention on subjects directly related to the precise problem he had under study. In the lab he was limited to a rather narrow range of techniques, which he rarely changed and to which he added little."

His interests increasingly narrowed to one interest, the one thing he was trying to comprehend: the pneumococcus. It was as if his mind became not only a filter but a funnel, a funnel that concentrated all the light and information in all the world on one point only. And at the bottom of this funnel he did not simply sit, sifting through data. He used its edges to dig deeper and deeper into the earth, tunneling so deep that the only light present was that which he carried with him. He could see nothing but what lay before him.

And, more and more, he began to narrow his focus even further, to a single aspect of the pneumococcus—to the polysaccharide capsule, the M&M-like sugar shell surrounding it. The immune system had great difficulty attacking pneumococci surrounded by capsules. Encapsulated pneumococci grew rapidly and unimpeded in the lungs; they killed. Pneumococci without capsules were not virulent. The immune system easily destroyed them.

At the lunch tables at the institute, sitting in the comfortable chairs, pulling apart baguettes of French bread, drinking an endless supply of coffee, scientists learned from each other. The tables were of eight, but usually one senior person would dominate a discussion. Avery spoke little, even as he grew in stature and seniority; yet he dominated in his own way, asking pointed questions about problems that confronted him, searching for any ideas that might help.

Constantly he tried to recruit people whose knowledge complemented his own. He wanted a biochemist, and, beginning in 1921, over and over he tried to lure Michael Heidelberger, a brilliant young biochemist, away from the laboratory of Nobel laureate Karl Landsteiner. Heidelberger recalled, "Avery would come upstairs from his lab and show me a little vial of dirty looking dark grey stuff and say, 'See, my boy, the whole secret of bacterial specificity is in this little vial. When are you going to work on it?'"

Inside the vial were dissolved capsules. Avery had isolated the material from the blood and urine of pneumonia patients. He believed that it held the secret to using the immune system to defeat pneumonia. If he could find that secret... Eventually Heidelberger did join Avery. So did others. And Avery settled into an unchanging routine. He lived on East Sixty-seventh Street and his laboratory was on Sixty-sixth and York. Every morning he walked in at the same time wearing what seemed the same gray jacket, took the elevator to his sixth-floor office, and traded the jacket for a light tan lab coat. Only if he was doing something unusual, if there was a special occasion, would he ever wear a white lab coat.

But there was nothing routine in this work. He conducted most experiments at the lab benches, actually wooden desks originally designed for an office. His equipment remained simple, almost primitive. Avery disliked gadgetry. When he experimented, remembered a colleague, he was "intensely focused... His movements were limited, but of extreme precision and elegance; his whole being appeared to be identified with the sharply defined aspect of the reality that he was studying. Confusions seemed to vanish... perhaps simply because everything seemed so organized around his person."

Each experiment created its own world, with possibilities for joy and despair. He would leave cultures in an incubator overnight, and each morning he and his young colleagues would converge on the incubator not

knowing what they would find. Quiet as he was, reserved as he was, he was always tense then, his expression simultaneously eager and fearful.

In 1923 he and Heidelberger turned the scientific world on its head by proving that the capsules did generate an immune response. The capsules were pure carbohydrate. Until then investigators had believed that only a protein or something containing proteins could stimulate the immune system to respond.

The finding only spurred Avery and his colleagues on. More than ever he concentrated on the capsule, forsaking practically everything else. He believed it to be the key to the specific reaction of the immune system, the key to making an effective therapy or vaccine, the key to killing the killer. And he believed that much of what he discovered about the pneumococcus would be applicable to all bacteria.

Then, in 1928, Fred Griffith in Britain published a striking and puzzling finding. Earlier Griffith had discovered that all known types of pneumococci could exist with or without capsules. Virulent pneumococci had capsules; pneumococci without capsules could be easily destroyed by the immune system. Now he found something much stranger. He killed virulent pneumococci, ones surrounded by capsules, and injected them into mice. Since the bacteria were dead, all the mice survived. He also injected living pneumococci that had no capsules, that were not virulent. Again the mice lived. Their immune systems devoured the unencapsulated pneumococci. But then he injected dead pneumococci surrounded by capsules and living pneumococci without capsules.

The mice *died*. Somehow the living pneumococci had acquired capsules. Somehow they had changed. And, when isolated from the mice, they continued to grow with the capsule—as if they had inherited it.

Griffith's report seemed to make meaningless years of Avery's work—and life. The immune system was based on specificity. Avery believed that the capsule was key to that specificity. But if the pneumococcus could change, that seemed to undermine everything Avery believed and thought he had proved. For months he dismissed Griffith's work as unsound. But Avery's despair seemed overwhelming. He left the laboratory for six months, suffering from Graves' disease, a disease likely related to stress. By the time he returned, Michael Dawson, a junior colleague he had asked to check Griffith's results, had confirmed them. Avery had to accept them.

His work now turned in a different direction. He had to understand how one kind of pneumococcus was transformed into another. He was now almost sixty years old. Thomas Huxley said, “A man of science past sixty does more harm than good.” But now, more than ever, Avery focused on his task.

In 1931, Dawson, then at Columbia University but still working closely with Avery, and an assistant succeeded in changing—in a test tube—a pneumococcus that lacked a capsule into one that had a capsule. The next year people in Avery’s own laboratory managed to use a cell-free extract from dead encapsulated pneumococci to do the same thing, to make bacteria without capsules change into ones with capsules.

One after another the young scientists in his laboratory moved on. Avery kept on. By the late 1930s he was working with Colin MacLeod and Maclyn McCarty, and they now turned all their energies to understanding how this happened. If Avery had demanded precision before, now he demanded virtual perfection, irrefutability. They grew huge amounts of virulent Type III pneumococci, and spent not just hours or days but months and years breaking the bacteria down, looking at each constituent part, trying to understand. The work was of the utmost tedium, and it was work that yielded failure after failure after failure after failure.

Avery’s name was appearing on fewer and fewer papers. Much of that was because he put his name on papers of people in his laboratory only if he had physically performed an experiment included in the research the paper detailed, no matter how much he had contributed conceptually to the work, or how often he had talked over ideas with the investigator. (This was highly generous of Avery; usually a laboratory chief puts his or her name on virtually every paper anyone in his laboratory writes. Dubos recalled that he worked under Avery for fourteen years, that Avery influenced nearly all his work but only four times did Avery’s name appear on his papers. Another young investigator said, “I had always felt so deeply that I was an associate of Avery that...with great astonishment I realized for the first time that we had never published a joint paper.”)

But Avery was also publishing less because he had little to report. The work was extraordinarily difficult, pushing the limits of the technically possible. *Disappointment is my daily bread*, he had said. *I thrive on it*. But he did not thrive. Often he thought of abandoning the work, abandoning all of it. Yet every day he continued to fill nearly every waking hour with thinking about it. Between 1934 and 1941 he published nothing. *Nothing*.

For a scientist to go through such a dry period is more than depressing. It is a refutation of one's abilities, of one's life. But in the midst of that dry spell, Avery told a young researcher there were two types of investigators: most "go around picking up surface nuggets, and whenever they can spot a surface nugget of gold they pick it up and add it to their collection.... [The other type] is not really interested in the surface nugget. He is much more interested in digging a deep hole in one place, hoping to hit a vein. And of course if he strikes a vein of gold he makes a tremendous advance."

By 1940 he had gone deep enough to believe he would find something, something of value. Between 1941 and 1944, he again published nothing. But now it was different. Now what he was working on excited him as nothing else had. He was gaining confidence that he would reach his destination. Heidelberger recalled, "Avery would come and talk about his work on the transforming substance.... There was something that told him that this transforming substance was something really fundamental to biology,...to the understanding of life itself."

Avery loved an Arab saying: "The dogs bark, the caravan moves on." He had nothing to publish because his work was being done chiefly by subtraction. But it was moving on. He had isolated whatever transformed the pneumococcus. Now he was analyzing that substance by eliminating one possibility after another.

First, he eliminated proteins. Enzymes that deactivated proteins had no effect on the substance. Then he eliminated lipids—fatty acids. Other enzymes that destroyed lipids had no effect on the ability of this substance to transform pneumococci. He eliminated carbohydrates. What he had left was rich in nucleic acids, but an enzyme isolated by Dubos that destroys ribonucleic acid had no effect on the transforming substance either. Each of these steps had taken months, or years. But he could see it now.

In 1943 he nominally retired and became an emeritus member of the institute. His retirement changed nothing. He worked exactly as he always had, experimenting, pushing, tightening. That year he wrote his younger brother, a physician, about extraordinary findings and in April informed the institute's Board of Scientific Directors. His findings would revolutionize all biology, and his evidence seemed beyond solid. Other scientists who had found what he had found would have published already. Still he would not publish. One of his junior colleagues asked, "Fess, what more do you want?"

But he had been burned so long ago in that very first work at Rockefeller, when he had published a sweeping theory encompassing bacterial metabolism, virulence, and immunity. He had been wrong, and he never forgot the humiliation. He did more work. Then, finally, in November 1943 he, MacLeod, and McCarty submitted a paper titled “Studies on the Chemical Nature of the Substance Inducing Transformation of Pneumococcal Types. Induction of Transformation by a Desoxyribonucleic Acid Fraction Isolated from Pneumococcus Type III” to the *Journal of Experimental Medicine*, the journal founded by Welch. In February 1944 the journal published the paper.

DNA, deoxyribonucleic acid, had been isolated in the late 1860s by a Swiss investigator. No one knew its function. Geneticists ignored it. The molecule seemed far too simple to have anything to do with genes or heredity. Geneticists believed that proteins, which are far more complex molecules, carried the genetic code. Avery, MacLeod, and McCarty wrote, “The inducing substance has been likened to a gene, and the capsular antigen which is produced in response to it has been regarded as a gene product.”

Avery had found that the substance that transformed a pneumococcus from one without a capsule to one with a capsule was DNA. Once the pneumococcus changed, its progeny inherited the change. He had demonstrated that DNA carried genetic information, that genes lay within DNA.

His experiments were exquisite, elegant, and irrefutable. A Rockefeller colleague conducted confirming experiments on Pfeiffer’s *B. influenzae*.

Among historians of science, there has been some controversy over how much immediate impact Avery’s paper had, largely because one geneticist, Gunther Stent, wrote that it “had little influence on thought about the mechanisms of heredity for the next eight years.” And Avery’s conclusions were not immediately accepted as true by the broad scientific community.

But they were accepted as true by the scientists who mattered.

Prior to Avery’s discovery—and proof—that DNA carried the genetic code, he was being seriously considered for the Nobel Prize for his lifetime of contributions to knowledge of immunochemistry. But then came his revolutionary paper. Instead of guaranteeing him the prize, the Nobel

Committee found it too revolutionary, too startling. A prize would endorse his findings and the committee would take no such risk, not until others confirmed them. The official history of the organization that gives the prize states, “Those results were obviously of fundamental importance, but the Nobel Committee found it desirable to wait until more became known....”

Others were determined to make more known.

James Watson, with Francis Crick the codiscoverer of the structure of DNA, wrote in his classic *The Double Helix* that “there was general acceptance that genes were special types of protein molecules” until “Avery showed that hereditary traits could be transmitted from one bacterial cell to another by purified DNA molecules.... Avery’s experiments strongly suggested that future experiments would show that all genes were composed of DNA.... Avery’s experiment made [DNA] smell like the essential genetic material.... Of course there were scientists who thought the evidence favoring DNA was inconclusive and preferred to believe that genes were protein molecules. Francis, however, did not worry about these skeptics. Many were cantankerous fools who always backed the wrong horses,...not only narrow-minded and dull, but also just stupid.”

Watson and Crick were not the only investigators seeking the great prize, the greatest prize, the key to heredity and possibly to life, who immediately grasped the significance of Avery’s work. Erwin Chargaff, a chemist whose findings were crucial to Watson and Crick’s understanding enough about the DNA molecule to determine its structure, said, “Avery gave us the the first text of a new language, or rather he showed us where to look for it. I resolved to search for this text.”

Max Delbruck, who was trying to use viruses to understand heredity, said, “He was very attentive to what we were doing and we were very attentive to what he was doing.... [I]t was obvious that he had something interesting there.”

Salvador Luria, who worked with Delbruck—Watson was a graduate student under him—similarly rejected Stent’s contention that Avery’s findings were ignored. Luria recalled having lunch with Avery at the Rockefeller Institute and discussing the implications of his work with him: “I think it is complete nonsense to say that we were not aware.”

Peter Medawar observed, “The dark ages of DNA came to an end in 1944 with” Avery. Medawar called the work “the most interesting and portentous biological experiment of the 20th century.”

Macfarlane Burnet was, like Avery, studying infectious diseases, not genes, but in 1943 he visited Avery's laboratory and left astounded. Avery, he said, was doing "nothing less than the isolation of a pure gene in the form of desoxyribonucleic acid."

In fact, what Avery accomplished was a classic of basic science. He started his search looking for a cure for pneumonia and ended up, as Burnet observed, "opening...the field of molecular biology."

Watson, Crick, Delbruck, Luria, Medawar, and Burnet all won the Nobel Prize.

Avery never did.

Rockefeller University—the former Rockefeller Institute for Medical Research—did name a gate after him, the only such honor accorded to anyone. And the National Library of Medicine has produced a series of online profiles of prominent scientists; it made Avery the first to be so honored.

Oswald Avery was sixty-seven years old when he published his paper on "the transforming principle." He died eleven years later in 1955, two years after Watson and Crick unfolded DNA's structure. He died in Nashville where he had gone to live to be near his brother, his family. Dubos compared his death to that of Welch, in 1934, and quoted Simon Flexner on Welch's exit from the stage: "While his body suffered, his mind struggled to maintain before the world the same placid exterior that had been his banner and his shield. Popsy, the physician who had been so greatly beloved, died as he had lived, keeping his own counsel and essentially alone."

CHAPTER THIRTY-SIX

IN THE FIRST YEARS after the pandemic, Paul Lewis continued to head the Henry Phipps Institute at the University of Pennsylvania.

Yet Lewis was not a happy man. He was one of those who continued to believe that *B. influenzae* caused the disease and continued to work on it after the epidemic passed. There was irony in that, since he had initially been reluctant to embrace its etiological role, suspecting instead a filterable virus. Perhaps the chief reason for his stubbornness was his own experience. He had not only found the bacillus with consistency, but he had produced a vaccine that seemed to work. True, the navy had administered a vaccine prepared according to his methods to several thousand men and it had proven ineffective, but he had not made that vaccine himself. A smaller batch that he had personally prepared and tested—during the peak of the epidemic, not in its later stages when many vaccines seemed to be working only because the disease itself was weakening—had given solid evidence of effectiveness. Only three of sixty people who received the vaccine developed pneumonia, and none died; a control group had ten pneumonias and three deaths.

Those results deceived him. In the past he had not always made the right scientific judgment—no investigator does—but this may have been his first significant scientific error. And it seemed to mark the beginning of a downhill slope for him.

That was not obvious at first. He had already built an international reputation. The German scientific journal *Zeitschrift für Tuberkulose* translated and reprinted his work. In 1917 he was invited to give the annual Harvey Lecture on tuberculosis, a great honor; Rufus Cole, for example, would not receive that invitation for another decade. Eighty-five years later, Dr. David Lewis Aronson, a scientist—whose father, a prize-winning scientist, had worked in the best European laboratories and considered Lewis the smartest man he ever met and gave his son Lewis's name—recalled reading that speech: “You could see Lewis's mind working, the depth of it, and vision, going well beyond what was going on at the time.”

Lewis's views had broadened indeed. His interests now included mathematics and biophysics, and, with no resources of his own, he asked Flexner to "arrange for the support" of a physicist Lewis wanted to lure into medicine to examine fluorescent dyes and "the disinfectant power of light and the penetrating power of light for animal tissues." Flexner did so, and Flexner continued to be impressed by Lewis's own work, replying by return mail when Lewis sent him a paper, saying that he would publish it in the *Journal of Experimental Medicine*, calling it "interesting and important."

Yet Lewis's life after the war began pulling him away from the laboratory, frustrating him. Henry Phipps, the U.S. Steel magnate who had given his name to the institute Lewis headed, had not endowed it generously. Lewis's own salary had risen well enough, from \$3,500 a year when he started in 1910 to \$5,000 just before the war. Flexner still considered him vastly underpaid and saw to it that, immediately after the war, the University of California at Berkeley offered him a professorship. Lewis declined, but Penn raised his salary to \$6,000, a substantial income at that time.

But if his own salary was more than adequate, he needed to fund an entire institute, even if a small one. He needed money for centrifuges, glassware, heating, not to mention "dieners"—the word still in use for technicians—and young scientists. He needed to raise the money for all that himself. As a result Lewis more and more found himself drawn into the social milieu of Philadelphia, raising money, being charming. More and more he was becoming a salesman, selling both the institute and himself. He hated it. He hated the time it took from the laboratory, the drain of his energies, the parties. And the country was in the midst of a deep recession, with four million soldiers suddenly thrown back onto the job market, with the government no longer building ships and tanks, with Europe desolate and unable to buy anything. Raising money was more than just difficult.

In 1921 the University of Iowa approached him. They wanted to become a first-class research institution, and they wanted him to run the program, to build the institution. The state would supply the money. Flexner was more than just a mentor to Lewis, and Lewis confided in him that the Iowa job seemed "heavy, safe and of limited inspiration. You know very well that I do not thrive on routine." And at Phipps, "Some of the work underway has great potential I believe.... You will see that I am trying to

convince myself that I have a right to gamble here as against a rather dull safe outlook at Iowa City. A word from you would be much appreciated.”

Flexner advised him to accept the offer: “All I have heard of the medical situation at Iowa City is favorable,...a pretty sharp contrast to the [situation] in Philadelphia. It is definite and has the elements of permanency.... I have no doubt under the influence of your vigorous guidance, the department—although quite large—over which you would preside would become so notable that the State would stand back of you in any enlargement.”

He did not tell Lewis how well he thought the job might suit him, how extraordinary his gifts for a job like that were. But Flexner did tell a senior colleague that Lewis “might really come to exercise a real influence in medical teaching and research.” There was perhaps some of what Welch had in him, that Lewis had “quite unusual gifts of exposition.” He had broad knowledge, perhaps he even leaked knowledge, and, whether he realized it or not, he could inspire. Indeed, Flexner believed he could “be master of the field.”

The University of Pennsylvania countered the offer: it gave him a new title, raised his salary to \$8,000, guaranteed it for five years, and guaranteed funding for the institute itself for two years. He stayed. Flexner congratulated “you and the University especially on your new honor. Will the new chair add to your University responsibility?”

It would. Partly for that reason Lewis remained restless. He had rejected the Iowa position because, though it might allow him to build a major institution, it would keep him out of the laboratory. Now he found himself in much the same situation at Penn. He detested maneuvering with or around deans and he continued to play the role of social creature. Scientists were the new thing, Faustian figures able to create worlds and fashionable to show off on the Main Line. Lewis hated being shown off. There was tension at home with his wife as well. How much of that came from his research frustrations, how much because his wife liked the Philadelphia society that he wanted no part of, how much because his wife simply wanted more of him, it is impossible to know.

One research project in particular seemed to be going well, and he wanted to attend to it, and give up everything else. He envied not only Avery’s ability to concentrate on one thing but also his opportunity to do so.

For Lewis everything seemed to press upon him. Indeed, everything seemed ready to explode.

In 1922 Iowa offered him the position again. This time he accepted. He felt a responsibility to leave Phipps in good shape and recruited Eugene Opie from Washington University to replace him. Opie had if anything an even greater reputation than his own.

Flexner had always respected Lewis, yet there had always been a gap between them. They had been getting closer. At one point Flexner wrote him, "Some time do let me take a little trouble for you." Lewis confided in return, "You have stood in the light of 'father' to me." Now, when Opie agreed to replace Lewis at Phipps, Flexner seemed to see Lewis in a new light, capable not only as a scientist but as someone who could play another game well, telling him, "Opie surprised me. I supposed him a fixture in St. Louis. If you prepared the way for so good a man at the Phipps Institute, you may well feel gratified."

Lewis did not feel gratified. He remained restless and discontented. What he really wanted was to be shut of everything, everything except the laboratory. Perhaps without quite realizing it, he had been moving toward a crisis. Again he told Flexner that what he really wanted more than anything was to work at his laboratory bench. He was shut of Philadelphia. Now he had to get himself shut of Iowa.

In January 1923 he wrote Flexner, "It is quite clear to me today that I am entitled again for a short time at least to cultivate my personal interests.... I am giving up my place here and all of my plans for a future in Philadelphia.... I have written to President Jessop, of the University of Iowa, telling him of my change of plan and that that is also in the discard.... I am going to try my best to develop the opportunity for a year of study in some place as far removed from any question of 'affairs or position' as possible.... I cannot make it too plain that for the coming year I am seeking no position in the conventional sense of the word. What I really want is... the rehabilitation of a more or less vacant mind."

He was quitting everything, walking away from position, prestige, and money, walking into the wilderness with no guarantee of anything, stripping himself naked at the age of forty-four with a wife and two children. He was free.

Where he had been happiest in his life, where he had done the best science, had been at the Rockefeller Institute. The institute had created a Division of Animal Pathology in Princeton, close to Philadelphia. Theobald Smith, the same man who had rejected Welch's offer to become the first head of the Rockefeller Institute itself, had left Harvard and now headed this division. Smith had also been Lewis's first mentor, and had recommended him so many years before to Flexner. Lewis explored with Smith the possibility of going to Princeton. Smith first wanted assurances that Lewis wanted "to go to work again and...that all this advertising business had not gone to [his] head." Lewis eagerly gave them.

Flexner had urged him to take the Iowa job but replied, "I shall be rejoiced to see you return to the lab where you so naturally belong and in which you will do your best, most lasting, and effective work. It seems to me a crying pity that men who have given years to the necessary preparation for a lab career should be so ruthlessly drawn away from it and made to fill executive positions." He also told Lewis that Smith was "very pleased with the prospect of having you associated with him again."

Lewis asked for no salary whatsoever, just full access to the laboratories for a year. Flexner gave him \$8,000, his salary at Phipps, and a budget for laboratory equipment, filing cabinets, 540 animal cages for breeding and experimenting, and three assistants. He told Lewis he would expect nothing whatsoever from him for the year, and then they could talk again about the future.

Lewis was ecstatic: "To start with Dr. Smith again on any possible basis, takes me back to 1905—on I hope certainly a new higher level.... You will not find me lacking in effort.... I am most fortunate and happy in being able to regard myself as entirely in the hands of you two men who, without distinction, and excepting only my parents, have given me the means and the education and the direction. Few have such a chance to renew their youth. My only hope is that I continue to deserve your confidence."

Princeton then was still surrounded by farms and countryside. It was peaceful, almost bucolic. The Rockefeller facility was not far from the campus of Princeton University, which was still transforming itself from the finishing school for gentlemen that F. Scott Fitzgerald described to the

intellectual center that it would not fully become until a decade later, when Flexner's brother Abraham started the Institute for Advanced Study with Einstein as its first member. But if the setting was bucolic, if crops grew and assorted animals—not simply guinea pigs or rabbits but cattle, pigs, and horses—grazed only yards from the laboratories, the Rockefeller part of Princeton brewed intensity. Smith was continuing to produce world-class work. Just being around him energized Lewis. For the first time since he left the Rockefeller Institute, he felt at home. Yet he was alone. His wife and children stayed in Philadelphia. He was alone to work, alone to go to the laboratory in the middle of the night, alone with his thoughts.

In nearly a year, however, he produced nothing. Flexner and he did discuss his future. He was forty-five years old. His next move would likely be his last one. He could still return to the University of Pennsylvania if he chose. He did not so choose, telling Flexner, "I can only repeat that I am free of any entanglement there, even of sentiment." The University of Iowa had also extended its offer once again and once again raised the salary. But what he wanted was to stay at Rockefeller. He had made little progress on the tuberculosis project he had brought with him from Philadelphia, but, more importantly, he had, he assured himself as much as Flexner, rejuvenated himself. He informed Flexner that, despite the higher salary at Iowa, "My only interest in 'position' is [here]."

Lewis's presence fitted perfectly into Flexner's own plans. Flexner explained, "I have always believed that our departments should not be one man affairs." In New York a dozen or more extraordinary investigators led groups of younger researchers, each group working on a major problem. The Princeton location had not developed similarly; beyond Smith's own operation, it had not filled out. Flexner told Lewis, "Your coming...[offers] the first chance to make a second center there."

Further, Smith would turn sixty-five that year. Flexner and Smith and even Welch hinted to Lewis that he might succeed Smith when he retired. Flexner suggested that Lewis stay one more year under a temporary arrangement, and then they would see.

Lewis told Flexner, "I am secure as I never was before." He believed he was home. It would be his last home.

If Lewis was going to build a department, he needed a young scientist—someone with more than just laboratory skills, someone with ideas. His contacts in Iowa urged him to try a young man they thought would make a mark.

Richard Shope was the son of a physician who was also a farmer. He had gotten his medical degree at the University of Iowa, then spent a year teaching pharmacology at the medical school and experimenting on dogs. An outstanding college track athlete, tall, a man's man at ease with himself—something Lewis never quite seemed to be—Shope always maintained contact with the wild, with the forest, with hunting, not only in the laboratory but with a gun in his hands. His mind had a certain wildness, too, like a small boy playing with a chemistry set hoping for an explosion; he had more than an inquiring mind, he had an original one.

Years later Thomas Rivers, the virologist who not only succeeded Cole as head of the Rockefeller Institute Hospital but served as president of four different scientific associations, said, “Dick Shope is one of the finest investigators I have ever seen.... A stubborn guy, and he is tough,... Dick would no sooner start to work on a problem than he would make a fundamental discovery. It never made one bit of difference where he was.” In World War II, Rivers and Shope landed on Guam soon after combat troops secured it (in Okinawa they would come under fire) to investigate tropical diseases that might threaten soldiers. While there, Shope occupied himself by isolating an agent from a fungus mold that mitigated some viral infections. Ultimately he was elected to membership in the National Academy of Sciences.

Yet even with Shope's help, Lewis's work did not go well. It was not for lack of intelligence on Lewis's part. Shope knew Welch, Flexner, Smith, Avery and many Nobel laureates well, yet he considered Lewis a notch above; like Aronson, the prize-winning scientist who had worked at the Pasteur Institute and knew Lewis at Penn, Shope considered Lewis the smartest person he ever met.

Lewis had reached some tentative conclusions in Philadelphia about tuberculosis. He believed that three, and possibly four, inherited factors affected the natural ability of guinea pigs to produce antibodies—i.e., to resist infection. He had planned to unravel precisely what the nature of these factors was. This was an important question, one that potentially went far beyond tuberculosis to a deep understanding of the immune system.

But when he and Shope repeated the Philadelphia experiments they got different results. They examined every element of the experiments to see what might explain the differences and repeated them again. Then they repeated the process and the experiments again. Again they got differing results, results from which it was impossible to draw a conclusion.

Nothing in science is as damning as the inability of an outside experimenter to reproduce results. Now Lewis himself could not reproduce the results he had gotten in Philadelphia, results he had depended upon. Much less could he build upon and expand them. He had run into a wall.

He began plugging away at it. Shope too plugged away at it. Both of them had the tenacity to stay after a thing. But they made no progress.

More distressing to Smith and Flexner, who watched closely, was the way Lewis was approaching the problem. His failures seemed to confuse him. Unlike Avery, who broke his problems down into smaller ones that could be solved and who learned from each failure, Lewis seemed simply to be applying brute force, huge numbers of experiments. He sought to add other scientists with particular expertise to his team, but he did not define what precise role new people would play. Unlike Avery, who recruited people with specific skills to attack a specific question, Lewis seemed simply to want to throw resources at the problem, hoping someone would solve it.

He seemed desperate now. Desperate men can be dangerous, and even feared, but they are rarely respected. He was losing their respect, and with that would go everything.

As Lewis approached the end of his third year in Princeton, Smith confided his disappointment to Flexner: “He is perhaps aiming higher than his training and equipment warrant and this results in a demand to surround himself with technically trained chemists, etc. This is what Carrel”—Alexis Carrel at the Rockefeller Institute in New York, who had already received the Nobel Prize—“is doing but Carrel has another type of mind and gets results from his organization. A closely-knit group requires that the ideas come from the head man.”

Nor did Lewis seem to recognize as worth pursuing potentially promising side questions his experiments raised. His explanation for his failures, for example, was that the diet of the guinea pigs was different in Princeton than it had been in Philadelphia. This was potentially significant, and it was possible he was correct. The relationship between diet and

disease had been noted before but chiefly in terms of outright diet deficiencies that directly caused such diseases as scurvy and pellagra. Lewis was thinking about far more subtle and indirect linkages between diet and disease, including infectious disease. But instead of pursuing this line of inquiry, Lewis continued to pound away at his old one. He did so without result. He reported to the Board of Scientific Directors, “I have planned no change in my line of work for the coming year.”

Flexner wanted to hear something different. Lewis was making himself a marked man, marked in no good way. It wasn't Lewis's failures that did so; it was the manner in which he was failing—dully, without imagination, and without the gain of knowledge elsewhere. Lewis had shown enough, or failed to show enough, that Flexner had already made one judgment. When Smith retired, Lewis would not replace him.

Flexner wrote him a chilling letter. In a draft Flexner was brutal: “There is no obligation expressed or implied in the Institute's relation to you, or your relation to the Institute, beyond this service year period.... As the Iowa chair is still open and you are very much wanted to fill it, and the University of Iowa would make a supreme effort to secure you, I believe it due you to be minutely informed just what the position the Board of Scientific Directors has taken with reference to you.... There was doubt expressed about your future in general.”

Flexner did not send that letter. It was too harsh even for him. Instead he simply informed Lewis that the board was “unequivocally opposed to the appointment of one primarily a human pathologist”—which Lewis was —“to the directorship of the Department of Animal Pathology,” and that therefore he would not replace Smith. But he also warned Lewis that the board would not elevate him to the rank of a “member” of the institute, the equivalent of a tenured full professor. He would remain only an associate. His appointment expired in six months, in mid-1926, and the board would give him a three-year appointment into 1929. Perhaps he should accept the Iowa offer after all.

In *Faust*, Goethe wrote, “Too old am I to be content with play, / Too young to live untroubled by desire.”

Lewis was too old to play, too young to be untroubled by desire. Reading Flexner's letter had to have been a crushing blow. He had expected

to be told he would succeed Smith. He had been certain he would be elevated to the rank of “member” of the institute. From the laboratory, he drew his identity, and yet now the laboratory gave him not sustenance but cold rebuff. The two men he most admired in the world, two men he had thought of as scientific fathers—one of whom he regarded as almost a father—had judged that he lacked something, lacked a thing that would entitle him to join their brotherhood, to become a member.

By now Lewis’s family had moved to Princeton, but his marriage was no better. Perhaps the fault lay entirely within him, within what was now not so much a failing ambition as a failing love.

He declined the Iowa job once again. He had always been willing to gamble. Now he gambled on proving himself to Flexner and Smith.

For the next year and a half, he worked, at first feverishly but then... Something in him made him withdraw. His son Hobart, then fourteen years old, was having difficulties emotionally and difficulties in school, although a change of schools seemed to help. And Lewis had a car accident that broke his concentration.

He accomplished little. Again his failures were not like those that Avery would confront for nearly a decade. Avery was attacking the most fundamental questions of immunology and, ultimately, genetics. From each failed experiment he learned, perhaps not much but something. And what he was learning went beyond how to fine-tune an experiment. What he was learning from his failures had large ramifications that applied to entire fields of knowledge. One could argue that none of Avery’s experiments failed.

Lewis was simply foundering. He had spent hour after hour in the laboratory. It had always been his favorite place, his place of rest, of peace. It gave him no peace now. He began to avoid it. His marriage was no better; his wife and he barely communicated. But he found other things to do, gardening, carpentry, things he had never attended to before. Perhaps he hoped getting away would clear his mind, allow him to see through the fog of data. Perhaps he thought that. But his mind never seemed to go back to the problem.

In August 1927, he confessed to Flexner, “I feel I have not been very productive—certainly I feel that I have had a meager return for a lot of hard work—but some way everything I have touched in the hope it would go

faster than the very slow jobs I have been on for so long has either been a wash-out or turned into some other big [problem].”

Then he said something even more striking. He was no longer going to the laboratory: “I am spending most of my time on an old house and garden I have gotten hold of.”

Flexner replied, for him, gently. Lewis was now more than a year into his three-year contract extension. Flexner warned that his tuberculosis work “has been under way as your major problem for four years. The outcome, even if continued many years longer, is uncertain and the yield of side issues, often the most fruitful of all, has been small. I do not believe in sticking to a rather barren subject. One of the requisites of an investigator is a kind of instinct which tells him quite as definitely when to drop, as well as when to take up a subject. Your time can be more promisingly employed along another major line.”

Lewis rejected the advice.

On September 30, 1918, J. S. Koen, a veterinarian with the federal Bureau of Animal Industry, had been attending the National Swine Breeders Show in Cedar Rapids. Many of the swine were ill, some of them deathly ill. Over the next several weeks he tracked the spread of the disease, the deaths of thousands of swine, and concluded they had influenza—the same disease killing humans. Farmers attacked his diagnosis; it could cost them money. Nonetheless, a few months later he published his conclusion in the *Journal of Veterinary Medicine*: “Last fall and winter we were confronted with a new condition, if not a new disease. I believe I have as much to support this diagnosis in pigs as the physicians have to support a similar diagnosis in man. The similarity of the epidemic among people and the epidemic among pigs was so close, the reports so frequent, that an outbreak in the family would be followed immediately by an outbreak among the hogs, and vice versa, as to present a most striking coincidence if not suggesting a close relation between the two conditions.”

The disease had continued to strike swine in the Midwest. In 1922 and 1923, veterinarians at the Bureau of Animal Industry transmitted the disease from pig to pig through mucus from the respiratory tract. They filtered the mucus and tried to transmit the disease with the filtrate. They failed.

Shope observed swine influenza during a trip home to Iowa. He began investigating it. Lewis helped him isolate a bacillus virtually identical to *B. influenzae* and named it *B. influenzae suis*. Shope also replicated the experiments by the veterinarians and began to move beyond them. He found this work potentially very interesting.

Lewis's own work, however, continued to founder. Flexner and Smith had kept their assessments of it confidential. As far as the rest of the world—even including Shope—knew, they held him in the highest regard. In June 1928, for the fourth time, the University of Iowa made Lewis still another offer, an outstanding offer. Flexner urged him to accept. Lewis replied that his “compelling” interest remained at Princeton.

Flexner called Smith to discuss “our future Lewis problem.” They could not understand him. Lewis had produced nothing in five years. They in fact did have the highest regard for him—just no longer for his laboratory skills. Flexner still believed that Lewis had true gifts, broad and deep vision, an extraordinary ability to communicate and inspire. Flexner still believed that Lewis could become a dominant figure in medical teaching and research. Of that field, he could still be master.

Lewis had shown at least some of what Welch had. Perhaps he had much of it. And perhaps in the end he also lacked what Welch lacked, the creativity and organizational vision to actually run a major laboratory investigation.

Two days after Flexner and Smith talked, Flexner sat down with Lewis. He was blunt. But he assured Lewis the bluntness “was a conclusion placed before [you] in all kindness.” The prospect of Lewis's becoming a member of the institute was a distant dream. His research had been “sterile” for the past five years. Unless it yielded something solid and important in the next year, he would not be reappointed even to a temporary position. He was approaching fifty years of age and Flexner told him, “The chances of [your] changing in the direction of more fertile ideas [are] small.” He also said Lewis had not acted with “energy and determination.” He had not *fought*. Then, most painfully, Flexner said he was “not essentially of the investigator type.”

Flexner urged him—indeed, all but ordered him—to take the Iowa position. It was an extraordinary offer: \$10,000 a year salary—more than

double the median income for physicians—and a free hand in organizing a department. Flexner assured him that he still believed he had great gifts. Great gifts. He could still make a huge contribution, a significant and important contribution. At Iowa he could become a major figure, inspire respect, and be far happier.

Lewis listened quietly and said little. He did not remonstrate or argue. He was almost passive, yet firm. There was a cold, unreachable center within him. Regarding Iowa, that was settled. He would reject the offer. He had no interest in anything but the laboratory. He hoped in the next year to justify reappointment.

After the conversation Flexner was frustrated, frustrated and angry. “I put all the pressure I could upon him but without avail,” he wrote Smith. “My notion is our obligations to Lewis are now fulfilled and that unless a great change takes place it will be our duty to act decisively next spring. He has been a real disappointment to me.... I left no doubt as to the risk he takes, and he left me no doubt that he understands and accepts that risk.”

A few months before Flexner’s brutal conversation with Lewis, Hideyo Noguchi had gone to Ghana to investigate yellow fever. Noguchi was as close to a pet as Flexner had. They had first met almost thirty years earlier, when Flexner was still at Penn and gave a speech in Tokyo. Uninvited, Noguchi had followed him to Philadelphia, knocked on his door, and announced he had come to work with him. Flexner found a position for him, then took him to the Rockefeller Institute. There Noguchi had developed an international reputation, but a controversial one.

He had done real science with Flexner, for example, identifying—and naming—neurotoxin in cobra venom. And he had claimed even more significant breakthroughs on his own, including the ability to grow polio and rabies viruses. (He could not have grown them with his techniques.) Rivers, also at Rockefeller and the first person to demonstrate that viruses were parasites on living cells, questioned those claims. Noguchi responded by telling him that a man who had done research for a long time had scars that he could never get rid of. Later Rivers discovered a significant unrelated mistake in his own work and confessed to Noguchi that he planned to retract his paper. Noguchi advised against it, saying it would

take fifteen years for anyone else to find out he was wrong. Rivers was astounded, later saying, “I don’t think Noguchi was honest.”

Noguchi’s most important claim, however, was to have isolated the pathogen that caused yellow fever. It was a spirochete, he said, a spiral-shaped bacterium. Years before, Walter Reed had seemed to prove that a filterable virus caused the disease. Reed was long dead, but others attacked Noguchi’s findings. In response to one such attack, Noguchi wrote Flexner, “[H]is objections were very unreasonable.... I am not certain whether these Havana men are really interested in scientific discussion or not.”

Noguchi did not lack courage. And so he went to Ghana to prove himself correct.

In May 1928 he died there, of yellow fever.

Noguchi’s death came one month before Flexner and Lewis had their conversation. It attracted international attention, made the front pages of newspapers around the world, inspired glowing tributes in all the New York papers. For Noguchi, it was a Viking funeral, a blazing glory that obliterated all questions about the quality of his science.

The entire Rockefeller Institute reeled from the loss. Despite any scientific controversies, Noguchi had been buoyant, enthusiastic, always helpful, universally liked. Both Flexner and Lewis suffered in particular. Noguchi had been, literally, like a son to Flexner. Lewis had known him well, very well, going back to his first happy days in New York.

Noguchi’s death also left open the question of whether he had in fact isolated the pathogen that caused yellow fever. The institute wanted that question answered.

Shope volunteered to do it. He was young and believed himself invulnerable. He wanted action. He wanted to investigate yellow fever.

Flexner refused to allow him to go. Shope was also only twenty-eight years old, with a wife and an infant son. It was too dangerous.

Then Lewis volunteered. The scientific question remained, and it was a major one. Who was more qualified to investigate it than he? He had proven himself expert at cultivating bacteria and, even more important, he had proven that polio was a viral disease. Noguchi notwithstanding, it seemed a virus did cause yellow fever. And, important as the question was, it also had built-in limits; it was the kind of narrow and focused science that Flexner still had faith in Lewis to answer.

Lewis's wife, Louise, objected. The laboratory had taken him away from her and their two children enough. She was already furious at him for once again declining the Iowa position. But *this...this* was something else.

Lewis had never listened to her. They had not had a real marriage for a long time. For him, this solved every problem. If he succeeded, he would restore himself in Flexner's eyes. Five years before he had resigned from the Phipps Institute and simultaneously withdrawn his acceptance of the Iowa offer without any other prospects. All that he had done in order to do the one thing he loved, return to the laboratory. He was willing to gamble again. He was energized again. And he was more desperate than ever.

Instead of Ghana, however, he would go to Brazil. A particularly virulent strain of yellow fever had surfaced there.

In late November 1928, Flexner came to Princeton to see Lewis off. Flexner's attitude toward him had already seemed to change. He was willing again to talk about the future. He also wanted, he said, to "learn about Shope's Iowa work." Shope had recently observed an extraordinarily violent influenza epizootic—an epidemic in animals—in swine. The overall mortality of the entire local pig population had reached 4 percent; in some herds mortality had exceeded 10 percent. That very much sounded like the influenza pandemic in humans a decade earlier.

A month later Lewis sailed for Brazil. On January 12, 1929, Frederick Russell, the colonel who had organized much of the army's scientific work for Gorgas and who now worked for a Rockefeller-sponsored international health organization, received a cable saying Lewis had arrived and was well. The institute relayed the news to his wife, who had been so angry at Lewis's departure that she had wanted nothing to do with the Rockefeller Institute and returned to Milwaukee, where both she and Lewis had grown up. Each week Russell was to receive news of Lewis and send it on to her.

Lewis located his laboratory in Belem, a port city on the Para River, seventy-two miles from the ocean but the main port of entry into the Amazon Basin. Europeans settled there in 1615, and a rubber boom in the nineteenth century had filled the city with Europeans while Indians went back and forth into the interior in dugout canoes. It was steamy, equatorial, and received as much precipitation as any area in the world.

On February 1, Lewis wrote Flexner, “Arrived here on Tuesday and went right to work.... [H]ave been setting up my own shop here, awaiting materials, having additional screening prepared, etc.... Should be started at something by early next week I hope.”

He seemed the old Lewis, energetic and confident. And each week Russell received a two-word wire: “Lewis well.” He received them through February, March, April, and May. But if Lewis was well, he sent no word about his research; he gave no sign that work was going well.

Then, on June 29, Russell sent a note hand-delivered by messenger to Flexner: “The following message from Rio de Janeiro, regarding Dr. Paul Lewis, was sent to me today, with the request that it be delivered to you. ‘Lewis’s illness began on June 25th. Doctors state it to be yellow fever. Condition of June 28th, temperature 103.8, pulse 80....’ The Foundation is sending the message to Dr. Theobald Smith and also to Mrs. Lewis at Milwaukee.”

Even as Russell sent that note to Flexner, Lewis was in agony. He had vomited violently, the nearly black vomit of the severe cases; the virus attacked the mucosa in his stomach, which bled, giving the vomit the dark color; it attacked the bone marrow, causing violent aching. An intense, searing headache gave him no rest, except perhaps when he was delirious. He had seizures. His colleagues packed him in ice and tried to keep him hydrated but there was little else they could do.

The next day another wire came: “Lewis condition critical. Anuria supervened Saturday.”

His kidneys were failing and he was producing no urine. All the toxins that the body normally rid itself of were now building up in his system. Later that same day, Russell received a second wire: “Lewis on fourth day of illness. Marked renal involvement.” He was becoming jaundiced, taking on the classic color that gave the disease its name. Symptom by symptom, step by step his body was failing.

June 30, 1929, was a Sunday. All day Lewis suffered, writhed in delirium. He went into a coma. It was his only relief. It was the fifth day of his illness. There would not be a sixth.

Shortly before midnight Dr. Paul A. Lewis found release.

An unsigned wire to Russell reported, “Typical yellow fever. Probably laboratory infection. Wire instructions regarding body.”

Shope walked down Maple Street on the edge of the Princeton campus to inform Lewis's wife, who had come back from Milwaukee, and son Hobart, now a college student who had remained in Princeton.

Lewis's widow gave simple and explicit instructions. She was returning immediately to Milwaukee and wanted the body shipped directly there, where those who cared about Paul were. She specifically stated that she wanted no memorial service held at the Rockefeller Institute, in either New York or Princeton.

There was none.

Shope accompanied the body to Wisconsin. The business manager of the Rockefeller Institute asked him, "I wonder if you could arrange when you arrive to order some flowers for the service for Dr. Lewis."

The flowers came, with a card signed "the Board of Scientific Directors of the Rockefeller Institute."

Lewis's daughter, Janet, wrote the thank you note, addressing it "Dear Sirs." Her mother could not bring herself to have any contact with the institute, particularly a thank you note. The institute paid Lewis's salary to her through June 1930 and also paid his son Hobart's college tuition. (Like his grandfather and aunt Marian, the first woman to graduate from Rush Medical College in Chicago, he became a physician—but a clinician, not a scientist.)

In the next report to the Board of Scientific Directors of the Rockefeller Institute—a board which now included Eugene Opie, whom Lewis had recruited as his successor at Phipps—Flexner noted that one scientist's resignation "which is much regretted, left the study of light phenomena unprovided for."

Lewis had originally suggested that work to Flexner. Flexner mentioned a "recrudescence of poliomyelitis." Lewis had proved that a filterable virus caused that disease.

Flexner went through item after item concerning the institute. He pointed out "a pressing problem was the one in connection with the still unfinished work of Dr. Noguchi." He made no mention of Paul A. Lewis, no mention of Dr. Lewis at all.

Later Flexner received Lewis's autopsy report and news that researchers at the institute in New York had succeeded in transmitting Lewis's virus—

they called it “P.A.L.”—to monkeys and were continuing experiments with it. Flexner wrote in reply, “Thank you for sending me the report on the comparison of the Rivas and P.A.L. strains of yellow fever virus. At your convenience I should like to talk over the report with you. Dr. Cole thinks white paint and some other improvements desirable in your animal quarters. Has he spoken with you about them?”

Lewis had worked with deadly pathogens his entire adult life and had never infected himself. Since Noguchi’s death everyone working with yellow fever took special care.

In the five months Lewis worked in Brazil he did not report any details of his research and his laboratory notes provided almost no information about it. He died from a laboratory accident. Somehow he gave yellow fever to himself.

Shope later told his sons a rumor that Lewis, who smoked often, had somehow contaminated a cigarette with the virus and smoked it. The virus entered the bloodstream through a cut on his lip. David Lewis Anderson recalls that his father, Lewis’s friend in Philadelphia, also blamed cigarettes for Lewis’s death.

Three years earlier Sinclair Lewis, no relation, won the Pulitzer Prize for his bestselling novel *Arrowsmith*, a novel about a young scientist at a fictionalized version of the Rockefeller Institute. Everyone in medical science, especially at the institute, knew that novel. In it the main character’s wife dies from smoking a cigarette contaminated by a deadly pathogen.

Flexner wrote an obituary of Lewis for *Science* in which he referred to “the important observations made by him in association with Sewall Wright on the hereditary factors in research in tuberculosis.” Lewis’s work with Wright had been carried out in Philadelphia; Flexner made no mention of anything Lewis had done in the five years since his return to the institute.

Meanwhile, Shope returned to Iowa to explore further this swine influenza, to observe still another epidemic among pigs.

In 1931, two years after Lewis’s death, Shope published three papers in a single issue of the *Journal of Experimental Medicine*. His work appeared in

good company. In that same issue were articles by Avery, one of the series on the pneumococcus that would lead to his discovery of the transforming principle; by Thomas Rivers, the brilliant virologist; and by Karl Landsteiner, who had just won the Nobel Prize. All of these scientists were at the Rockefeller Institute.

Each of Shope's articles was about influenza. He listed Lewis as the lead author on one. He had found the cause of influenza, at least in swine. It was a virus. We now know that the virus he found in swine descended directly from the 1918 virus, the virus that made all the world a killing zone. It is still unclear whether humans gave the virus to swine, or swine gave it to humans, although the former seems more likely.

By then the virus had mutated into mild form, or the swine's immune systems had adjusted to it, or both, since the virus alone seemed to cause only mild disease. Shope did demonstrate that with *B. influenzae* as a secondary invader it could still be highly lethal. Later he would show that antibodies from human survivors of the 1918 pandemic protected pigs against this swine influenza.

Shope's work was momentous and provocative. As soon as his articles appeared, a British scientist named C. H. Andrewes contacted him. Andrewes and several colleagues had been expending all their efforts on influenza, and they found Shope's articles compelling. Andrewes and Shope became close friends; Shope even took him hunting and fishing where he had vacationed since he was six years old, at Woman Lake, Minnesota.

In England in 1933, during a minor outbreak of human influenza, Andrewes, Patrick Laidlaw, and Wilson Smith, largely following Shope's methodology, filtered fresh human material and transmitted influenza to ferrets. They found the human pathogen. It was a filter-passing organism, a virus, like Shope's swine influenza.

Had Lewis lived, he would have coauthored the papers with Shope, and even added breadth and experience to them. He would have helped produce another of the seminal papers in virology. His reputation would have been secure. Shope was not perfect. For all his later accomplishments in influenza and in other areas, some of his ideas, including some of those pertaining to influenza, were mistaken. Lewis, if energized and once again painstaking, might have prevented those errors. But no matter.

Shope was soon made a member of Rockefeller Institute. Lewis would likely have also been made a member. He would have been invited into the

inner sanctum. He would have had all that he wanted. He would have belonged to the community of those who do science. One could consider Lewis, in a way most personal to him, the last victim of the 1918 pandemic.

AFTERWORD

I STARTED THIS BOOK intending to explore not only the 1918 pandemic itself, but also several questions that did not involve influenza per se. One involved how the larger society reacted to an immense challenge. Another confronts anyone making a decision: What process do you follow to collect information that most likely leads to a good one? In short, how do you know when you know?

More narrowly, I also wanted to explore how an investigator should do science, even under the most stressful conditions. William Park, Oswald Avery, and Paul Lewis speak especially to this last point. They were very different people. Each approached science in his own way.

Park saw it as a means to a larger end. To him, a man who almost became a medical missionary, it was a tool to relieve suffering. Disciplined and methodical, he was interested chiefly in immediate results useful for that purpose. His contributions, particularly those made with Anna Williams, were enormous; their improvement of diphtheria antitoxin alone doubtless saved hundreds of thousands of lives over the past century. But his purpose also limited him, and limited the kind of findings he and those under him would make.

Avery was driving and obsessive. Part artist and part hunter, he had vision, patience, and persistence. His artist's eye let him see a landscape from a new perspective and in exquisite detail, the hunter in him told him when something no matter how seemingly trivial was out of place, and he wondered. The wonder moved him to sacrifice all else. He had no choice but to pursue it. Cutting a Gordian knot gave him no satisfaction. He wanted to unfold and understand such things, not destroy them. So he tugged at a thread and kept tugging, untangling it, following where it led, until he had unraveled an entire fabric. Then others wove a new fabric for a different world. T. S. Eliot said any new work of art alters slightly the existing order. Avery accomplished more than that.

Paul Lewis was a romantic, and a lover. He wanted. He wanted more and loved more passionately than Park or Avery. But like many romantics,

it was the idea of the thing as much or more than the thing itself that he loved. He loved science, and he loved the laboratory. But it did not yield to him. The deepest secrets of the laboratory showed themselves to Lewis when he was guided by others, when others opened a crack for him, but that crack closed. When he came alone the laboratory presented a stone face, unyielding to his pleadings. He could not find the key, the way to ask the question. Of the three, only he could not penetrate it. And, whether his death was a suicide or a true accident, it killed him.

But one cannot leave this subject without speaking to other questions: the likelihood and potential danger of another influenza pandemic, what we can learn from the one of 1918–1919, and how we can apply those lessons to the emergence of a new pathogen, whether that pathogen is a weapon of terror or a new natural menace—such as Severe Acute Respiratory Syndrome, SARS, the disease which spread from animals to man in the spring of 2003 and threatened to become a major pandemic.

The answer to the first question—the likelihood and potential danger of another influenza pandemic—is not reassuring. Every expert on influenza agrees that the ability of the influenza virus to reassort genes means that another pandemic not only can happen. It almost certainly will happen.

For influenza is not like SARS, which was contained and—as this book goes to press—may have been completely eliminated. SARS, although more lethal even than the 1918 influenza virus, is less dangerous for several reasons.

First, SARS requires fairly close contact to spread, while influenza is among the most contagious of all diseases. Also, in SARS, the virus reaches maximum concentration in the upper respiratory tract, where coughs and sneezes are most likely to spread the virus, a week or longer after symptoms develop. This gives public health officials time to find, identify, and isolate cases. By contrast, the influenza virus can spread from person to person before any symptoms develop, before a victim knows he or she is sick.

If a new influenza virus does emerge, given modern travel patterns it will likely spread even more rapidly than it did in 1918. It will infect at least several hundred million, and probably more than a billion, people. In the United States alone, the Centers for Disease Control estimates that a

new pandemic would make between 40 and 100 million people sick. So the prospect is threatening indeed.

If one compares the 1918–1919 pandemic to AIDS, one sees how threatening.

Today the world population exceeds 6 billion. Worldwide, in the twenty-four years since AIDS emerged as a disease, the total death toll is estimated at 24,800,000; at this writing, an estimated 42 million people are currently infected with the HIV virus. In the United States the cumulative death toll from AIDS is 467,910 people.

In 1918 the world's population was 1.8 billion, less than one-third today's. Yet the 1918 influenza virus killed a likely 50 million and possibly as many as 100 million. The AIDS deaths occurred over twenty-four years; most of the influenza deaths occurred in less than twenty-four weeks.

There are now drugs that can contain the HIV virus; the difficulty lies in getting those drugs to the poorest parts of the world as well as in educating people there and in countries, such as China, that continue to minimize the disease. In the United States, those drugs limited AIDS deaths to 8,998 people in the most recent year for which statistics are available.

The U.S. Centers for Disease Control (CDC) estimates that the annual death toll in the United States from influenza now averages 36,000 in a *nonepidemic* year. The 1918 virus killed 675,000 people in the United States, out of a population not much more than one-third the size of today's.

In 1999 the Centers for Disease Control produced a study of what would likely happen if a new pandemic virus struck the United States. It took into account modern medical advances.

Antibiotics would of course significantly cut 1918's mortality rate for secondary bacterial infections following influenza. And several antiviral drugs have demonstrated some effectiveness against influenza. Amantadine and its more recent derivative, rimantadine, block the ability of the virus to build an ion channel between itself and the cell—in effect a tunnel into the cell—it attaches to. When these drugs work, the virus cannot get inside the cell, cannot invade it.

Two other drugs, zanamivir (Relenza), which is inhaled, and oseltamivir (Tamiflu), a pill, take a different approach. Both bind to the viral neuraminidase, so when new viruses try to escape the dead cell they get trapped on the cell surface as if on fly paper. They can't infect other cells. (See the discussion of neuraminidase on page 104.)

All these drugs can reduce the severity and duration of an attack, but only if taken within forty-eight hours after symptoms appear. Taken prophylactically the drugs can also prevent an attack, although the preventative effect does not last long and at this writing the Food and Drug Administration has approved only oseltamivir for this purpose. The virus has also shown some ability to develop resistance to them. So, although antiviral drugs do show progress and promise, they are not an answer.

A vaccine offers far better protection, especially for the elderly. But to make the vaccine, investigators have to aim at a moving target. Every year they try to predict which virus strains will dominate and the direction of antigen drift. Then they design a vaccine for these antigens. When the investigators are right, when they hit their target, the vaccine protects very well for an entire flu season, preventing many attacks and reducing the severity of others. But the vaccine needs to be produced in huge quantities, which takes months, and in that time the virus can mutate in a direction different from the one anticipated. And even if the vaccine includes the right antigens, given the “mutant swarm” nature of the virus, some viral strains will escape it. Vaccines using killed viruses are injected, but in 2003 a new vaccine (FluMist) was introduced that uses live virus and is inhaled.

The real danger, though, is that it may not be possible to develop and distribute a vaccine in time to protect against a new virus. Influenza viruses for vaccines are grown in chicken eggs. When scientists tried to prepare a vaccine to the H5N1 Hong Kong virus of 1997, the virus initially proved too lethal: the virus killed the eggs in which it was being grown. Ultimately the problem was solved, but developing this vaccine took more than a year. If another lethal virus jumps to humans and it takes that long to develop a vaccine, by then the virus will have done its damage.

So even with all the medical advances since 1918, the CDC estimates that if a new pandemic virus strikes, then the U.S. death toll will most likely fall between 89,000 and 300,000. It also estimates a best case scenario of 75,000 deaths and a worst case scenario in which 422,000 Americans would die.

The CDC based that range, however, on different estimates of the effectiveness and availability of a vaccine and of the age groups most vulnerable to the virus. It did not factor in the most important determinant of deaths: the lethality of the virus itself. The CDC simply figured virulence by computing an average from the last three pandemics, those in 1918,

1957, and 1968. Yet two of those three real pandemics fall outside the range of the statistical model. The 1968 pandemic was less lethal than the best case scenario, and the 1918 pandemic was more lethal than the worst case scenario. After adjusting for population growth, the 1918 virus killed four times as many as the CDC's worst case scenario, and medical advances cannot now significantly mitigate the killing impact of a virus that lethal.

If a new pandemic struck, people suffering from ARDS would quickly overwhelm intensive care units; those with ARDS who did not get true intensive care would have a mortality rate approaching that in 1918. A new virus would also feast on a population that did not exist in 1918—those with compromised immune systems, including people undergoing radiation or chemotherapy for cancer and transplant recipients, not to mention anyone with HIV.

No one has attempted to estimate the worldwide death toll of another influenza pandemic, but one could easily imagine a lethal virus—even one less virulent than that of 1918—killing tens of millions. No disease, including AIDS, poses the long-term threat of a violent explosion that influenza does.

Investigators and public health officials are not simply sitting back waiting for the next pandemic. In 1948 the World Health Organization established a formal monitoring system for influenza viruses. Currently 110 laboratories in eighty-two countries participate. Four collaborating WHO influenza centers—the CDC in Atlanta and laboratories in London, Tokyo, and Melbourne—provide detailed analysis.

The surveillance has two purposes: first, to track mutations of existing viruses to adjust each year's vaccine, and second, to search for any sign of the emergence of a new strain—a strain that might cause another pandemic. To know where to look matters. Therefore it matters where the 1918 virus crossed into man.

This book hypothesizes that the 1918 virus emerged in rural Kansas. There are, however, other theories. Since influenza is an endemic disease, not simply an epidemic one, and since investigators at that time lacked modern technology's ability to distinguish one influenza virus from another, the only real evidence is epidemiologic. Therefore it is impossible to state with absolute certainty which theory, if any of them, is correct.

Some medical historians and epidemiologists have hypothesized that the 1918 pandemic began in China. Most pandemics whose origin is known did begin in Asia or Russia. There is no scientific reason for this; it is only a question of probabilities. There large numbers of people live in close contact with pigs and birds, so more opportunities exist for a virus to cross over from animals to humans.

British scientist J. S. Oxford believes the 1918 pandemic originated in a British army post in France, where a disease British physicians called “purulent bronchitis” erupted in 1916. Autopsy reports of soldiers killed by this outbreak—today we would classify the deaths as ARDS—do bear a striking resemblance to those killed by influenza in 1918.

But these alternative hypotheses have problems. After the 1918–1919 pandemic, many scientists searched for the source of the disease. The American Medical Association sponsored what is generally considered the best of several comprehensive international studies of the pandemic, conducted by Dr. Edwin Jordan, editor of the *Journal of Infectious Disease*. He spent years reviewing evidence from all over the world and the AMA published his work in 1927.

Jordan first considered China as the possible source. Influenza did surface in early 1918 in China, but the outbreaks seemed minor and did not spread. Chinese scientists, trained by the Rockefeller Institute, themselves believed there was no evidence connecting any outbreak to the pandemic. Hong Kong had only twenty-two influenza hospital admissions in the first five months of 1918, and in Canton the first case of influenza did not surface until June 4. Recently some medical historians have suggested that one particular outbreak of deadly pulmonary disease in China in 1918 was actually influenza, but contemporary scientists diagnosed it as pneumonic plague and by 1918 the plague bacillus could be easily and conclusively identified in the laboratory. Also, one could not confuse pneumonic plague, with its then nearly 100 percent mortality rate, with even the most lethal influenza. So after tracing all known outbreaks in China, Jordan concluded that none of them “could be reasonably regarded as the true forerunner of the European epidemic.”

Jordan also considered Oxford’s hypothesis of the 1916 “purulent bronchitis” as a possible source. He rejected it for several reasons. At least some members of the British medical corps did not consider the infection contagious. No evidence suggested that it spread rapidly or widely, and a

new influenza virus almost always does both. In fact, the outbreak did not seem to spread at all.

Also, we now know a sudden mutation in an existing influenza virus can account for a sudden virulent outbreak. In the summer of 2002, for example, an influenza epidemic with an extremely high death rate erupted in parts of Madagascar and in some towns it sickened an outright majority—in one instance 67 percent—of the population. But the virus causing this lethal epidemic was an old one that normally caused mild disease. (Technically, it was an H3N2 virus of a subtype isolated in 1999 in Panama.) It had simply mutated in a violent direction, then reverted to its normal mild status. The epidemic did not even spread to the whole island before fading away; it affected only thirteen of 111 health districts in Madagascar. Something similar may have happened in the British base.

Jordan also considered as possible sources other eruptions of influenza in early 1918 in France as well as some in India. He concluded that it was highly unlikely that the pandemic began in any of them. They too behaved like local eruptions of endemic influenza.

That left the United States. Jordan looked at a series of spring outbreaks there. The evidence seemed far stronger. One could see influenza jumping from army camp to camp, then into cities, and traveling with troops to Europe. His conclusion: the United States was the site of origin.

A later, equally comprehensive, multivolume British study of the pandemic agreed with Jordan. It too found no evidence for the influenza's origin in the Orient; it too rejected the 1916 outbreak of "purulent bronchitis" among British troops; and it too concluded, "The disease was probably carried from the United States to Europe."

Australian Macfarlane Burnet, quoted earlier on this point, also studied the pandemic closely. He too found the evidence "strongly suggestive" that the disease started in the United States and spread with "the arrival of American troops in France."

More evidence against the 1916 origin comes from scientists Jeffrey Taubenberger and Peter Palese. Taubenberger is sequencing the genome of the 1918 virus after extracting samples of it from Alaska and the army's pathology "museum." Based on rates of mutation of the genome, he concludes that the virus emerged a few months prior to the pandemic. Peter Palese states, "The evidence that the virus was around before 1918 is very

flimsy. It's much more likely from all the data I'm aware of that the virus developed in 1918, or no more than six months earlier."

If the disease did emerge a few months prior to the pandemic, and if the judgments of Jordan and other contemporaries were correct in thinking it started in the United States, then Haskell County, Kansas, seems the most likely origin. First, the outbreak in January and February 1918 was so unusual and so dangerous that even though influenza was not a reportable disease, Loring Miner reported it to the U.S. Public Health Service.

Second, if the virus did not originate in Haskell, there is no explanation for how it arrived there. Someone infected with the virus would have had to travel from an infected area somewhere else while leaving absolutely no trace of the disease in the country through which he or she passed. Given the length of time people with influenza can infect others, without air travel it would be physically impossible for the Haskell virus to have come from Europe. Nor are there other known outbreaks in the United States where someone could have become infected and carried it to Haskell. This strongly suggests that a new virus did emerge in Haskell.

And unlike the 1916 outbreak in France, which did not seem to spread, one can trace with perfect definiteness the route of the virus from Haskell to the outside world. The local paper listed by name people exposed to the disease who traveled to Camp Funston only a few days before the first reported case there; others the paper did not name may well also have gone there. Other than Haskell, Camp Funston was the first known outbreak of epidemic influenza in the United States. Several histories of the pandemic have begun their story there. And, one can easily track the disease from Funston outward—to other cantonments, to Europe, and to the U.S. civilian population.

The fact that the 1918 pandemic likely began in the United States makes a difference because it warns investigators where to look for a new virus. They must look everywhere.

The World Health Organization tries to do just that. Its surveillance system quickly identified a new H7N7 virus that appeared in the spring of 2003 in European poultry farms. This virus infected eighty-three people and killed one, a veterinarian. To prevent it from adapting to people, public health authorities in the Netherlands, Belgium, and Germany slaughtered nearly

thirty million animals—most of them poultry but some swine. (The simultaneous SARS outbreak buried information on this occurrence in American news media.) WHO also quickly jumped on the 1997 Hong Kong outbreak. But the 1997 virus still survives in chickens and in 2003 killed one of two people it infected.

This same surveillance system also helped lead to the quick identification and containment of SARS, which was initially thought to be, and feared as, a new influenza virus. SARS offers both a historic public health success story and a warning. The success is obvious. Once WHO officials learned of it, it brought enormous resources to bear. Investigators around the world collaborated—entirely unlike the French and Germans in their search for the causes of cholera and plague a century earlier—and quickly identified the virus. At the same time world and national public health officials, except in China, moved rapidly and ruthlessly to quarantine and isolate anyone with or exposed to the disease. What once threatened to become a worldwide scourge was contained and may have been eliminated entirely. Even if it reemerges, close monitoring should keep it in check.

But before the first notification of WHO, the disease existed for months in China. For political and commercial reasons mainland Chinese authorities kept the disease secret and then initially lied about it. Once they did recognize the threat they moved aggressively and successfully to contain it, but had it been a new influenza virus, the months of silence would have made it impossible for public health authorities to have any chance either to contain the virus or develop a vaccine before a pandemic exploded across the world. Possibly the Chinese government—and other governments—learned a lesson they will not forget; possibly they will be both open and aggressive in the future whenever any indication of a new disease surfaces. One hopes so.

But even if Chinese authorities do change their approach to epidemic disease, even if SARS taught them and other governments around the world the same lesson, the fact that SARS killed people for several months before it attracted WHO's attention demonstrates the vulnerability of the influenza surveillance system. If the 1918 virus crossed into humans in Haskell County, influenza can cross into man anywhere. Although eighty-two countries participate in WHO's surveillance effort, more than one hundred do not. One Latin American physician at Tulane University involved in public health warns that at least as late as 1985—and probably later than

that—the national medical school of Honduras taught its students that influenza was a bad cold. Those former students now practice medicine with that attitude.

It takes time to manufacture and distribute vaccines, and vaccines are the most effective defense. Early warning can make an enormous difference.

In the meantime the World Health Organization and individual countries continue to monitor influenza viruses, and continue to refine plans on how to respond to another epidemic or pandemic.

If one erupts, whether we want the knowledge or not, we will learn how good a job these planners have done.

Finally comes the question of how to apply lessons from 1918 to a new pandemic, and how these lessons relate to bioterrorism.

The use of biological weapons has a history going back at least to the Romans, who catapulted sick animals into enclaves of their enemies. The British and Americans likely used smallpox against Native Americans, and in 1777 British Major Robert Donkin recommended using smallpox against “American rebels” in a book on military strategy—but his recommendation was physically removed, the pages referring to it torn out of, nearly every copy of his book.

Yet in only three verified modern instances has disease been used as a weapon. During World War II Japan spread bubonic plague in China, and Japanese scientists also infected prisoners of war with other pathogens in experiments. In 1984 in Oregon a cult infected salad bars with salmonella (no deaths, 751 became ill). And in 2001 an unknown terrorist sent anthrax through the United States mail.

The threat of bioterror is nonetheless real. The World Health Organization believes forty-three different infectious organisms could be used as weapons. It considers the three most serious infectious threats anthrax, plague, and smallpox. It also considers botulinum toxin, a pure poison that can paralyze and kill, a bioterror threat.

All can be countered. Vaccines can prevent smallpox, anthrax, and plague—antibiotics also work against anthrax and plague—and antitoxin can neutralize botulinum. Also, neither anthrax nor botulinum toxin can spread from person to person. The ability to counter these weapons,

however, does not mean their use would not cause mass terror even if their use was isolated. The reaction across the country to the anthrax attacks demonstrates that. And more than isolated use is possible.

The WHO has studied what it called a “worst case” scenario of an attack with pneumonic plague, the most lethal and contagious incarnation of bubonic plague, on a city of 5 million, and concluded it would make 150,000 ill and kill 36,000. Adjusted for population, these numbers represent considerably less than what influenza did to Philadelphia in 1918.

The 1918 pandemic, then, provides a case study of the public health and government response to a major bioterrorism attack, and it teaches two main lessons. The first involves threat assessment, planning, and allocating resources. It applies to both epidemics and large-scale bioterror attacks.

In 1999 the CDC issued a formal call for each of the fifty states to prepare plans for pandemic influenza and laid out suggested guidelines. The same plans would apply to an outbreak of nearly any epidemic disease or use of biological weapons. Since then, and more importantly since September 11, 2001, most states have begun to develop plans. But clearly epidemiologists, scientists, public health officials, and ethicists will have to join with the professionals who handle disasters to have sets of alternative recommendations in place—actual decisions will likely be up to elected officials—and ready to implement.

Some of the issues are obvious and simple, such as making sure health care workers are the first to get vaccinated. If they become sick, they can care for no one else. Emergency rooms need to recognize symptoms that can raise red flags, although the best clue will probably be a rush of cases. Investigators must be prepared to identify a pathogen, and epidemiologists must know the best ways to contain each likely pathogen. Legislation has to be in place to indemnify manufacturers and health care providers in the event of well-defined emergency circumstances. Production facilities have to be ready to manufacture vaccines and drugs; others should be stockpiled and distributed around the country, conceivably even in a form that individuals can administer to themselves to lessen the strain on professionals. (A study published in 2003 drives home how important logistics can be. It warned that under existing plans to distribute antibiotics, a small plane spraying anthrax spores over New York City could, under theoretically perfect conditions, kill 120,000 people, while improving

distribution of antibiotics alone would slash the death toll from an identical attack to 1,000.)

Other questions also involve logistics and risk assessment. Influenza and most biological weapons attack the respiratory system. An outbreak would quickly fill beds in intensive care units, so resources need to be available to help huge numbers of people breathe. Public health officials also have to know the risks of side effects of vaccines, and based on the risk assessment they will have to know under what circumstances they would recommend vaccination and for whom.

Some elements of any plan, however, involve questions of power and ethics. Public health officials will need the authority to enforce decisions, including ruthless ones. If, for example, unvaccinated individuals threaten not only themselves but others by providing a reservoir in which pathogens can breed, officials might decide to order mandatory vaccination. Or, if there is any chance to limit the geographical spread of the disease, officials must have in place the legal power to take extreme quarantine measures. A centralized system should exist to allocate all resources including professionals as well. The utter waste of resources in 1918 in New York City—when doctors repeatedly crossed each other's paths entering and leaving the same building because no centralized system was used to dispatch them—should not be tolerated.

Questions about who will have the authority to make and enforce such decisions, and under what circumstances, must be settled in advance. Neither an epidemic nor an attack will leave time for debate.

Some of the issues are almost purely ethical ones. If, say, containment of a pathogen is possible, but doing so requires isolating a building entirely, possibly saving many lives but at the cost of those in that building—what then? Medical ethics require physicians to do their best for each individual patient, but a military commander may ethically sacrifice a patrol, a platoon, a company to save a larger group. What ethic applies?

Another ethical question involves the free flow of scientific information. An investigator will probably at some point discover what made the 1918 virus so lethal. The influenza virus can be created to design in the laboratory, so publishing the information would give it to terrorists. A weaponized influenza virus could be the equivalent of a worldwide nuclear holocaust. But publishing would also give the information to researchers who could find a way to block whatever mechanism made the virus deadly,

conceivably both countering any made-to-order killer virus and preventing any future natural outbreak on that scale. Should the information be published?

Scientific journals have already developed voluntary guidelines on what to publish, but these are not simple questions. Some go to the heart of medical or societal ethics, others to limits on freedom.

And some of these issues, such as stockpiling vaccines or training workers, simply cost enormous sums of money. (So does paying nurses enough to escape the current nursing shortage, which may soon approach that of 1918.)

What to do depends upon the assessment of the risk. Just as there was disagreement over the threat from the Soviet Union during the Cold War and how large the defense budget had to be to handle that threat, there will be disagreement over how real and how severe the threat from biological weapons is and how much must be spent—in money and in the erosion of values—to defend against it.

But there is another lesson from 1918 that is clear. It is also less tangible. It involves fear and the media and the way authorities deal with the public.

There was terror afoot in 1918, real terror. The randomness of death brought that terror home. So did its speed. And so did the fact that the healthiest and strongest seemed the most vulnerable.

The media and public officials helped create that terror—not by exaggerating the disease but by minimizing it, by trying to reassure.

Terror rises in the dark of the mind, in the unknown beast tracking us in the jungle. The fear of the dark is an almost physical manifestation of that. Horror movies build upon the fear of the unknown, the uncertain threat that we cannot see and do not know and can find no safe haven from. But in every horror movie, once the monster appears, terror condenses into the concrete and diminishes. Fear remains. But the edge of panic created by the unknown dissipates. The power of the imagination dissipates.

In 1918 the lies of officials and of the press never allowed the terror to condense into the concrete. The public could trust nothing and so they knew nothing. So a terror seeped into the society that prevented one woman from caring for her sister, that prevented volunteers from bringing food to

families too ill to feed themselves and who starved to death because of it, that prevented trained nurses from responding to the most urgent calls for their services. The fear, not the disease, threatened to break the society apart. As Victor Vaughan—a careful man, a measured man, a man who did not overstate to make a point—warned, “Civilization could have disappeared within a few more weeks.”

So the final lesson, a simple one yet one most difficult to execute, is that those who occupy positions of authority must lessen the panic that can alienate all within a society. Society cannot function if it is every man for himself. By definition, civilization cannot survive that.

Those in authority must retain the public’s trust. The way to do that is to distort nothing, to put the best face on nothing, to try to manipulate no one. Lincoln said that first, and best.

Leadership must make whatever horror exists concrete. Only then will people be able to break it apart.

Acknowledgments

THIS BOOK was initially supposed to be a straightforward story of the deadliest epidemic in human history, told from the perspectives of both scientists who tried to fight it and political leaders who tried to respond to it. I thought it would take me two and a half years to write, three at the most.

That plan didn't work. Instead this book took seven years to write. It has evolved (and, I hope, grown) into something rather different than originally conceived.

It took so long partly because it didn't seem possible to write about the scientists without exploring the nature of American medicine at this time, for the scientists in this book did far more than laboratory research. They changed the very nature of medicine in the United States.

And, finding useful material on the epidemic proved remarkably difficult. It was easy enough to find stories of death, but my own interests have always focused on people who try to exercise some kind of control over events. Anyone doing so was far too busy, far too overwhelmed, to pay any attention to keeping records.

In the course of these seven years, many people helped me. Some shared with me their own research or helped me find material, others helped me understand the influenza virus and the disease it causes, and some offered advice on the manuscript. None of them, of course, is responsible for any errors of commission or omission, whether factual or of judgment, in the book. (Wouldn't it be entertaining to once read an acknowledgment in which the author blames others for any mistakes?)

Two friends, Steven Rosenberg and Nicholas Restifo at the National Cancer Institute, helped me understand how a scientist approaches a problem and also read parts of the manuscript and offered comments. So did Peter Palese at Mount Sinai Medical Center in New York, one of the world's leading experts on the influenza virus, who gave very generously of his time and expertise. Robert Webster, at St. Jude Medical Center, like Palese a world leader in influenza research, offered his insights and

criticisms as well. Ronald French checked the manuscript for accuracy on the clinical course of the disease. Vincent Morelli introduced me to Warren Summers, who along with the entire pulmonary section of the Louisiana State University Health Sciences Center in New Orleans helped me understand much of what happens in the lung during an influenza attack; Warren was extremely patient and repeatedly helpful. Mitchell Freidman at the Tulane Medical School also explained events in the lung to me.

Jeffrey Taubenberger at the Armed Forces Institute of Pathology kept me abreast of his latest findings. John Yewdell at the National Institutes of Health also explained much about the virus. Robert Martensen at Tulane made valuable suggestions on the history of medicine. Alan Kraut at American University also read and commented on part of the manuscript.

I also particularly thank John MacLachlan of the Tulane-Xavier Center for Bioenvironmental Research, who very much helped make this book possible. William Steinmann, head of the Center for Clinical Effectiveness and Life Support at the Tulane Medical Center, gave generously of his office space, knowledge of disease, and friendship.

All of the above have M.D.s or Ph.D.s or both. Without their assistance I would have been lost trying to understand my own cytokine storm.

People who write books are always thanking librarians and archivists. They have good reason to. Virtually everyone at the Rudolph Matas Medical Library at Tulane University was extraordinarily helpful to me, but Patsy Copeland deserves truly special mention. So do Kathleen Puglia, Sue Dorsey, and Cindy Goldstein.

I also want to thank Mark Samels of WGBH's *American Experience*, who made available all the material collected for its program on the pandemic; Janice Goldblum at the National Academy of Sciences, who did more than just her job; Gretchen Worden at the Mutter Museum in Philadelphia; Jeffrey Anderson, then a graduate student at Rutgers, and Gery Gernhart, then a graduate student at American University, both of whom generously offered me their own research; and Charles Hardy of West Chester University, who gave me oral histories he had collected; and Mitch Yockelson at the National Archives, who gave me the benefit of his knowledge. Eliot Kaplan, then the editor of *Philadelphia Magazine*, also supported the project. I also want to thank Pauline Miner and Catherine Hart in Kansas. For help with photos I want to especially thank Susan Robbins Watson at the American Red Cross, Lisa Pendergraft at the Dudley

Township Library in Kansas, Andre Sobocinski and Jan Herman at the Bureau of Navy Medicine, Darwin Stapleton at the Rockefeller University archives, and Nancy McCall at the Alan Mason Chesney archives at Johns Hopkins. I also want to thank Pat Ward Friedman for her information about her grandfather.

Now we come to my editor, Wendy Wolf. Although this is only my fifth book, counting magazine articles I've worked with literally dozens of editors. Wendy Wolf very much stands out. She edits the old-fashioned way; she works at it. On this manuscript she worked particularly hard, and working with her has been a pleasure. It is a true statement to say that, for better or worse (and I hope better), this book wouldn't exist without her. I'd also like to thank Hilary Redmon for her diligence, reliability, and just general assistance.

Thanks also to my agent Raphael Sagalyn, as good a professional as there is. I've had many editors but only one agent, a fact that speaks for itself.

Finally I thank my brilliant wife, Margaret Anne Hudgins, who helped me in too many ways to enumerate, including both in concept and in the particular—but chiefly by being herself. And then there are the cousins.

Notes

Abbreviations

APS	American Philosophical Society, Philadelphia
HSP	Historical Society of Philadelphia
JHU	Alan Mason Chesney Medical Archives, the Johns Hopkins University
LC	Library of Congress
NA	National Archives
NAS	National Academy of Sciences Archives
NLM	National Library of Medicine
RG	Record group at National Archives
RUA	Rockefeller University Archives
SG	Surgeon General William Gorgas
SLY	Sterling Library, Yale University
UNC	University of North Carolina, Chapel Hill
WP	Welch papers at JHU

PROLOGUE

the smartest man: Personal communication with Dr. David Aronson, Jan. 31, 2002, and Dr. Robert Shope, Sept. 9, 2002.

fifty million deaths: Niall Johnson and Juergen Mueller, "Updating the Accounts: Global Mortality of the 1918–1920 'Spanish' Influenza Pandemic," *Bulletin of the History of Medicine* (2002), 105–15.

"doubly dead": Sherwin Nuland, *How We Die* (1993), 202.

college degree: Kenneth M. Ludmerer, *Learning to Heal: The Development of American Medical Education* (1985), 113.

"vibrate and shake": William James, "Great Men, Great Thoughts, and Environment" (1880); quoted in Sylvia Nasar, *A Beautiful Mind* (1998), 55.

"'Tis writ, 'In the beginning'": Johann Wolfgang Goethe, *Faust, Part One* (1949), 71.

Part I: The Warriors

CHAPTER ONE

“the hostile Sioux”: *Washington Star*, Sept. 12, 1876.

“For God’s sake”: *New York Times*, Sept. 12, 1876.

“great change in human thought”: H. L. Mencken, “Thomas Henry Huxley 1825–1925,” *Baltimore Evening Sun* (1925).

“voice was low, clear and distinct”: For accounts of this speech, see *New York Times*, *Washington Post*, *Baltimore Sun*, Sept. 13, 1876.

endowed chairs of theology: Simon Flexner and James Thomas Flexner, *William Henry Welch and the Heroic Age of American Medicine* (1941), 237.

theories that attributed epilepsy: Roy Porter, *The Greatest Benefit to Mankind* (1997), 56.

“a theory is a composite memory”: Quoted in Charles-Edward Amory Winslow, *The Conquest of Epidemic Disease: A Chapter in the History of Ideas* (1943), 63.

four kinds of bodily fluids: For a discussion of the theory, see Porter, *The Greatest Benefit to Mankind*, 42–66, *passim*.

“the true path of medicine”: *Ibid.*, 77.

“recognizable only by logic”: Vivian Nutton, “Humoralism,” in *Companion Encyclopedia to the History of Medicine* (1993).

“our own observation of nature”: Quoted in Winslow, *Conquest of Epidemic Disease*, 126.

“unequaled...between Hippocrates and Pasteur”: *Ibid.*, 142.

“Don’t think. Try.”: *Ibid.*, 59.

“I placed it upon a rock”: Quoted in Milton Rosenau’s 1934 presidential address to the Society of American Bacteriologists, Rosenau papers, UNC.

“more simple and consistent system”: For an excellent review of this see Richard Shryock, *The Development of Modern Medicine*, 2nd ed. (1947), 30–31.

“sagacity and judgment”: *Ibid.*, 4.

still seen as a manifestation: Charles Rosenberg, “The Therapeutic Revolution,” in *Explaining Epidemics and Other Studies in the History of Medicine* (1992), 13–14.

natural healing process: *Ibid.*, 9–27, *passim*.

“profuse perspiration”: Benjamin Coates practice book, quoted in *ibid.*, 17.

never had a peaceful bath again: Steven Rosenberg in personal communication to the author.

“withered arm of science”: Quoted in Richard Shryock, *American Medical Research* (1947), 7.

Michel Foucault condemned: John Harley Warner, *Against the Spirit of the System: The French Impulse in Nineteenth-Century American Medicine* (1998), 4.

“The practice of medicine”: Ibid., 183–84.

“Why think?”: See Richard Walter, *S. Weir Mitchell, M.D., Neurologist: A Medical Biography* (1970), 202–22.

“Nature answers only”: Winslow, *Conquest of Epidemic Disease*, 296.

“if all disease were left to itself”: Quoted in Paul Starr, *The Social Transformation of American Medicine* (1982), 55.

In 1862 in Philadelphia: Charles Rosenberg, *Explaining Epidemics and Other Studies in the History of Medicine* (1992), 14.

“popular crafts of every description”: *Thomsonian Recorder* (1832), 89; quoted in Charles Rosenberg, *The Cholera Years: The United States in 1832, 1849, and 1866* (1962), 70–71.

“False theory and hypothesis”: John Harley Warner, “The Fall and Rise of Professional Mystery,” in *The Laboratory Revolution in Medicine* (1992), 117.

“priests’ and Doctors’ slavery”: Quoted in Rosenberg, *Cholera Years*, 70–71.

“a greater humbug”: John King, “The Progress of Medical Reform,” *Western Medical Reformer* (1846); quoted in Warner, “The Fall and Rise of Professional Mystery,” 113.

only thirty-four licensed physicians: Burton J. Bledstein, *The Culture of Professionalism: The Middle Class and the Development of Higher Education in America* (1976), 33.

“the Diminished Respectability”: Shryock, *Development of Modern Medicine*, 264.

court-martialed and condemned: Ludmerer, *Learning to Heal*, 10, 11, 23, 168.

not to treat malaria: Rosenberg, “The Therapeutic Revolution,” 9–27, *passim*.

“all the worse for the fishes”: Bledstein, *Culture of Professionalism*, 33.

“a vast deal to be done”: Quoted in Donald Fleming, *William Welch and the Rise of American Medicine* (1954), 8.

7,000 to 226,000: Edwin Layton, *The Revolt of the Engineers: Social Responsibility and the American Engineering Profession* (1971), 3.

fail four of nine courses: Ludmerer, *Learning to Heal*, 37 (re: Harvard), 12 (re: Michigan).

“truths that lie about me so thick”: Quoted in *ibid.*, 25.

not know how to use a microscope: *Ibid.*, 37.

“something horrible to contemplate”: *Ibid.*, 48.

“can’t pass written examinations”: Bledstein, *Culture of Professionalism*, 275–76.

“No medical school has thought”: Ludmerer, *Learning to Heal*, 15.

“simply horrible”: *Ibid.*, 25.

Against the advice: James Thomas Flexner, *An American Saga: The Story of Helen Thomas and Simon Flexner* (1984), 125; see also *ibid.*, 294.

“strongest evidence of this demand”: Benjamin Gilman, quoted in Flexner, *American Saga*, 125.

CHAPTER TWO

eightieth-birthday celebration: Flexner and Flexner, *William Henry Welch*, 3–8, *passim*.

fifteen hundred stores: Ezra Brown, ed., *This Fabulous Century, The Roaring Twenties 1920–1930* (1985), 105, 244.

“beyond the capacity of an individual parent”: Quoted in Sue Halpern, “Evangelists for Kids,” *New York Review of Books* (May 29, 2003), 20.

work of Rudolph Virchow: Flexner and Flexner, *William Henry Welch*, 33.

“accurate observation of facts”: *Ibid.*

filled him with repugnance: *Ibid.*, 29.

begged his cousins: Fleming, *William Welch*, 15.

“every noble and good quality”: Flexner and Flexner, *William Henry Welch*, 50.

“the light of his own mind”: Quoted in *ibid.*, 49.

“the labyrinths of Chemistry”: *Ibid.*, 62–63.

scientists had met in Berlin: Shryock, *Development of Modern Medicine*, 206.

“I can only admire”: Flexner and Flexner, *William Henry Welch*, 64, see also 71.

“the easiest examination”: Ibid, 62.

“a voyage of exploration”: Ibid., 76.

fifteen thousand American doctors: Thomas Bonner, *American Doctors and German Universities: A Chapter in International Intellectual Relations, 1870–1914* (1963), 23.

“those who have studied abroad”: Welch to father, March 21, 1876, WP.

“a source of pleasure and profit”: Welch to stepmother, March 26, 1877, WP.

“Germany has outstripped”: Flexner and Flexner, *William Henry Welch*, 83.

“certain important methods”: Welch to father, Oct. 18, 1876, WP.

“carry on investigations hereafter”: Welch to father, Feb. 25, 1877, WP.

“observe closely and carefully”: Welch to father, Oct. 18, 1876, WP.

“He is almost the founder”: Welch to father, Sept. 23, 1877, WP.

“The facts of science”: Quoted in Flexner and Flexner, *William Henry Welch*, 87.

“constantly astonished at the wealth of experience”: Quoted in Shryock, *Development of Modern Medicine*, 181–82.

“the greatest and most useful”: Quoted in *ibid.*, 182.

“the first men to be secured”: Quoted in Flexner and Flexner, *William Henry Welch*, 93.

“a modest livelihood”: *Ibid.*, 106.

“cannot make much of a success”: *Ibid.*, 112.

“the drudgery of life”: *Ibid.*

CHAPTER THREE

“leak knowledge”: *Ibid.*, 70.

“a larger circle of hearers”: Quoted in *ibid.*, 117.

“poisoning of half the population”: John Duffy, *A History of Public Health in New York City 1866–1966* (1974), 113.

the zymote theory: For more on zymotes see Phyllis Allen Richmond, “Some Variant Theories in Opposition to the Germ Theory of Disease,” *Journal of the History of Medicine and Allied Sciences* (1954), 295.

laurel wreath “such are given to the brave”: Paul De Kruif, *Microbe Hunters* (1939), 130.

“What was theory”: Charles Chapin, “The Present State of the Germ Theory of Disease,” Fists Fund Prize Essay (1885), unpaginated, Chapin

papers, Rhode Island Historical Society.

“powerless to create an epidemic”: Michael Osborne, “French Military Epidemiology and the Limits of the Laboratory: The Case of Louis-Felix-Achille Kelsch,” in Andrew Cunningham and Perry Williams, eds., *The Laboratory Revolution in Medicine* (1992), 203.

“however bright the prospect”: Flexner and Flexner, *William Henry Welch*, see 128–32.

“not be so cheaply earned”: Welch to stepmother, April 3, 1884, WP.

“in no way discuss with him”: Ibid.

“on a high plane of loneliness”: Flexner and Flexner, *William Henry Welch*, 136, see also 153.

“deliberately break off relationships”: According to Dr. Allen Freeman, quoted in *ibid.*, 170.

“already has a German reputation”: Welch to father, Jan. 25, 1885, WP.
the greatest name in science: Florence Sabin, *Franklin Paine Mall: The Story of a Mind* (1934), 70.

“a small chemical lab”: Sabin, *Franklin Paine Mall*, 24.

“What we shall consider success”: Flexner and Flexner, *William Henry Welch*, 225.

“which will cost \$200,000”: Sabin, *Franklin Paine Mall*, 112.

“You make the opportunities”: Ibid.

“the real pioneer of modern”: Martha Sternberg, *George Sternberg: A Biography* (1925), see 5, 68, 279, 285.

build a theory on the right ones: An anecdote related by Dr. Steven Rosenberg, July 1991.

“keystone of the arch”: Flexner and Flexner, *William Henry Welch*, 165.

“putting an opponent down”: Ibid., 151.

“the richness of the world”: Ibid., 230.

“atmosphere of achievement”: Ibid., 165.

“never anything quite like it”: John Fulton, *Harvey Cushing* (1946), 118.

CHAPTER FOUR

“no evidence of preliminary education”: Flexner and Flexner, *William Henry Welch*, 222.

“long and painful controversy”: Ludmerer, *Learning to Heal*, 53.

“The talk was of pathology”: Fulton, *Harvey Cushing*, 121.

“what was true of Harvard”: Shryock, *Unique Influence of Johns Hopkins*, 8.

“and want no others”: Quoted in Ludmerer, *Learning to Heal*, 75.

“to one man—Franklin P. Mall”: Shryock, *Unique Influence*, 20.

“whether they were saved”: Michael Bliss, *William Osler: A Life in Medicine* (1999), 216.

fifty-three became professors: Bonner, *American Doctors and German Universities*, 99.

“the whole still concert”: William G. MacCallum, *William Stewart Halsted* (1930), 212.

“violate all the best precedents”: Flexner and Flexner, *William Henry Welch*, 263.

“flick of a wrist”: Ludmerer, *Learning to Heal*, 128.

endowments totaled \$500,000: Shryock, *Unique Influence*, 37.

marvelous curative agent: Victor A. Vaughan, *A Doctor’s Memories* (1926), 153.

“an epoch in the history of medicine”: Flexner and Flexner, *William Henry Welch*, 207.

“a body of research”: Wade Oliver, *The Man Who Lived for Tomorrow: A Biography of William Hallock Park, M.D.* (1941), 238.

“little less than lunatic”: Frederick T. Gates to Starr Murphy, Dec. 31, 1915, WP.

“to become a pioneer”: Ibid.

accepting the Jew: James Thomas Flexner, *American Saga*, 241–42.

“every letter handwritten”: Ibid., 278.

“not have anything to do with”: Benison and Nevins, “Oral History, Abraham Flexner,” Columbia University Oral History Research Office; Flexner, *American Saga*, see 30–40.

“never heard a heart or lung”: James Thomas Flexner, *American Saga*, 133.

“great gaps”: Ibid., 421.

“He read...as he ate”: Benison and Nevins, “Oral History, Abraham Flexner.”

“days of acute fear”: James Thomas Flexner, *American Saga*, 239.

“a museum in print”: Peyton Rous comments, Simon Flexner Memorial Pamphlet, Rockefeller Institute of Medical Research, 1946.

“His mind was like a searchlight”: Corner, *History of the Rockefeller Institute*, 155.

“final as a knife”: Ibid.

“or they can be bled further”: Flexner to Cole, Jan. 21, 1919, Flexner papers, APS.

“Individuals were as nothing”: Peyton Rous comments, Simon Flexner Memorial Pamphlet.

mortality rate fell to 31.4 percent: Simon Flexner, “The Present Status of the Serum Therapy of Epidemic Cerebro-spinal Meningitis,” *JAMA* (1909), 1443; see also Abstract of Discussion, 1445.

“Remarkable results were obtained”: Ibid.

a shouting match ensued: Wade Oliver, *Man Who Lived for Tomorrow*, 300.

“mortality rate of 25 percent”: M. L. Durand et al., “Acute Bacterial Meningitis in Adults—A Review of 493 Episodes,” *New England Journal of Medicine* (Jan. 1993), 21–28.

“I advise the publication”: Flexner to Wollstein, March 26, 1921, Flexner papers.

“Before night your discovery”: Corner, *History of the Rockefeller Institute*, 159.

“frequent ballyhoo of unimportant stuff”: Ibid., 158.

“he also was tender”: Saul Benison, *Tom Rivers: Reflections on a Life in Medicine and Science, An Oral History Memoir* (1967), 127.

“made to believe”: Corner, *History of the Rockefeller Institute*, 155.

“I won’t expect anything”: Ibid., 158.

“a great inspiration”: Heidelberger, oral history, 1968, NLM, 66.

“an organism, not an establishment”: Peyton Rous comments, Simon Flexner Memorial Pamphlet.

“science isolated Dr. Koch”: For an account of this meeting see Wade Oliver, *Man Who Lived for Tomorrow*, 272–76.

CHAPTER FIVE

“wasn’t afraid to fight”: Benison, *Tom Rivers*, 30, 70, 204.

“quite remarkable in that way”: Heidelberger, oral history, 83.

“Cole was adamant”: Benison, *Tom Rivers*, 70.

“urged to undertake experimental work”: Benison, *Tom Rivers*, 68.

“results were better than the system”: Quoted in Flexner and Flexner, *William Henry Welch*, 61.

Not until 1912 would Harvard: Fleming, *William Welch*, 4.
a blistering...report: Vaughan, *A Doctor's Memories*, 440.
fifty-seven medical schools: Ludmerer, *Learning to Heal*, 116.
only eight thousand members: Paul Starr, *The Social Transformation of American Medicine* (1982), 109.
"my initial visit to Baltimore": Ludmerer, *Learning to Heal*, 172.
"make better farmers": *Ibid.*, see 169–73.
6,843 locations: Meirion Harries and Susie Harries, *The Last Days of Innocence: America at War, 1917–1918* (1997), 15.
"to...legitimize..." capitalism: E. Richard Brown, *Rockefeller's Medicine Men* (1979), quoted in Starr, *Social Transformation*, 227.
thirty-one states denied licensing: Ludmerer, *Learning to Heal*, 238–43.
still 25 percent less: Shryock, *Development of Modern Medicine*, 350; Ludmerer, *Learning to Heal*, 247.
"The AMA deserved...the credit": Fulton, *Harvey Cushing*, 379.
\$154 million into medicine: Ludmerer, *Learning to Heal*, 192–93.
"the sole argument for putting": Charles Eliot to Abraham Flexner, Feb. 1 and Feb. 16, 1916, WP.

Part II: The Swarm

CHAPTER SIX

"A slow rain fell": *Santa Fe Monitor*, Feb. 28, 1918.
didn't suffer fools: Material on L. V. Miner comes from an interview with his daughter-in-law Mrs. L. V. Miner Jr. on Aug. 27, 1999, and granddaughter Catherine Hart in July 2003, and from *Kansas and Kansans* (1919).
hold the train for him: For a description of a typical western practice, especially in Kansas, see Arthur E. Hertzler, *The Horse and Buggy Doctor* (1938) and Thomas Bonner, *The Kansas Doctor* (1959).
"sick with pneumonia": *Santa Fe Monitor*, Feb. 14, 1918.
"influenza of severe type": *Public Health Reports* 33, part 1 (April 5, 1918), 502.
"Most everybody over the country": *Santa Fe Monitor*, Feb. 21, 1918.
"John will make an ideal soldier": *Santa Fe Monitor*, Feb. 28, 1918.
"animosity towards me": Maj. John T. Donnelly, 341st Machine Gun Battalion, Camp Funston, RG 393, NA.

“to exercise command”: Commanding General C. G. Ballou, Camp Funston, to Adjutant General, March 12, 1918, Camp Funston, RG 393.
“overcrowded and inadequately heated”: Maj. General Merritt W. Ireland, ed., *Medical Department of the United States Army in the World War*, v. 9, *Communicable Diseases* (1928), 415.

CHAPTER SEVEN

“arrival of American troops in France”: F. M. Burnet and Ellen Clark, *Influenza: A Survey of the Last Fifty Years* (1942), 70.
“a special instance” among infectious diseases: Bernard Fields, *Fields’ Virology*, (1996), 265.
mutate much faster: Ibid., 114.
“mutant swarm”: J. J. Holland, “The Origin and Evolution of Viruses,” in *Microbiology and Microbial Infections* (1998), 12.
“certain randomness to the disease”: Ibid., 17.

CHAPTER EIGHT

resist putrefaction: Quoted in Milton Rosenau notebook, Dec. 12, 1907, Rosenau papers, UNC.
influenza kills more people: Harvey Simon and Martin Swartz, “Pulmonary Infections,” and R. J. Douglas, “Prophylaxis and Treatment of Influenza,” in section 7, *Infectious Diseases*, in Edward Rubenstein and Daniel Feldman, *Scientific American Medicine* (1995).
“It’s equally likely”: Peter Palese, personal communication with the author, Aug. 2, 2001.
“attacked at once”: W. I. B. Beveridge, *Influenza: The Last Great Plague: An Unfinished Story of Discovery* (1977), 26.
“entirely depopulated”: Ibid.
“as in a plague”: John Duffy, *Epidemics in Colonial America* (1953), 187–88, quoted in Dorothy Ann Pettit, “A Cruel Wind: America Experiences the Pandemic Influenza, 1918–1920, A Social History” (1976), 31.
“youngest as well as the oldest”: Beveridge, *Influenza*, 26.
“all weer sick”: Quoted in Pettit, “Cruel Wind,” 32.
more people died from influenza: Beveridge, *Influenza*, 26–31.

Part III: The Tinderbox

CHAPTER NINE

“The rat serves one useful function”: Major George Crile, “The Leading War Problems and a Plan of Organization to Meet Them,” draft report, 1916, NAS.

“The war sentiment”: Randolph Bourne, “The War and the Intellectuals,” *The Seven Arts* (June 1917), 133–46.

“I am sure that my heart”: Arthur Walworth, *Woodrow Wilson*, v. 2 (1965), 63.

“I will not cry ‘peace’”: Walworth, *Woodrow Wilson*, v. 1, 344.

“Once lead this people into war”: Walworth, *Woodrow Wilson*, v. 2, 97.

“It isn’t an army we must shape”: Stephen Vaughn, *Holding Fast the Inner Lines: Democracy, Nationalism, and the Committee on Public Information* (1980), 3.

“the poison of disloyalty”: David Kennedy, *Over Here: The First World War and American Society* (1980), 24.

“Thank God for Abraham Lincoln”: Walworth, *Woodrow Wilson*, v. 2, 101.

“an imperative necessity”: Walworth, *Woodrow Wilson*, v. 2, 97.

“governed by public opinion”: Kennedy, *Over Here*, 47.

“casual or impulsive disloyal utterances”: Vaughn, *Holding Fast the Inner Lines*, 226; Kennedy, *Over Here*, 81.

“from good motives”: Richard W. Steele, *Free Speech in the Good War* (1999), 153.

two hundred thousand APL members: Joan Jensen, *The Price of Vigilance* (1968), 115.

“seditious street oratory”: Ibid., 96.

“ninety percent of all the men”: Kennedy, *Over Here*, 54.

“What the nation demands”: Quoted in Jensen, *Price of Vigilance*, 79.

“Every German or Austrian”: Ibid., 99.

“What had been folly”: Kennedy, *Over Here*, 74.

“spreads pessimistic stories”: Vaughn, *Holding Fast the Inner Lines*, 155.

“sinister intrigue”: Jensen, *Price of Vigilance*, 51.

Two Communist parties: Robert Murray, *Red Scare: A Study in National Hysteria* (1955), 16, 51–53.

“That community is already in the process”: Learned Hand speech, Jan. 27, 1952, quoted in www.conservativeforum.org/authquot.asp?ID915.

“Truth and falsehood are arbitrary”: Vaughn, *Holding Fast the Inner Lines*, 3.

most citizens were “mentally children”: Kennedy, *Over Here*, 91–92.

climbed onto a chandelier: Interview with Betty Carter, April 1997.

“one white-hot mass”: Vaughn, *Holding Fast the Inner Lines*, 3.

“intellectual cohesion—herd-instinct”: Bourne, “War and the Intellectuals,” 133.

“the noblest of all mottoes”: Vaughn, *Holding Fast the Inner Lines*, 141.

“I am Public Opinion”: Ibid., 169.

“every printed bullet”: Murray, *Red Scare*, 12.

“To fight for an ideal”: Vaughn, *Holding Fast the Inner Lines*, 126.

“questionable jokes”: *Philadelphia Inquirer*, Sept. 1, 1918.

“Force to the utmost!”: Walworth, *Woodrow Wilson*, v. 2, 168.

“exert itself in any way”: Red Cross news release, Aug. 23, 1917, entry 12, RG 52, NA.

“delivered at any point”: Aug. 24, 1917 memo, entry 12, RG 52, NA.

“Confectioners and restaurants”: See, for example, the *Arizona Gazette*, Sept. 26, 1918.

“go down to roll bandages”: William Maxwell, unaired interview re Lincoln, Illinois, Feb. 26, 1997, for “Influenza 1918,” *American Experience*.

“Military instruction under officers”: *Committee on Education and Training: A Review of Its Work*, by the advisory board, unpaginated, appendix. C. R. Mann, chairman, RG 393, NA.

“mobilization of all physically fit registrants”: Memo to the Colleges of the U.S. from Committee on Education and Training, Aug. 28, 1918; copy found in Camp Grant files, RG 393, NA.

CHAPTER TEN

“The Academy now considers”: Quoted in Simon Flexner and James Thomas Flexner, *William Henry Welch and the Heroic Age of American Medicine* (1941), 366.

More soldiers had died of disease: United States Civil War Center, www.cwc.lsu.edu/cwc/other/stats/warcost.htm.

not a single microscope: Victor Vaughan, *A Doctor’s Memories* (1926), 410.

“virgin” human population: Interview with Dr. Peter Palese, March 20, 2001.

killing 5 percent of all the men: Memo on measles, undated, RG 112, NA; see also Maj. General Merritt W. Ireland, ed., *Medical Department of the*

United States Army in the World War, v. 9, *Communicable Diseases* (1928), 409.

rotating his attention: David McCullough, *The Path Between the Seas: The Creation of the Panama Canal, 1870–1914* (1977), 425–26.

“extremes the sexual moralist can go”: William Allen Pusey, M.D., “Handling of the Venereal Problem in the U.S. Army in Present Crisis,” *JAMA* (Sept. 28, 1918), 1017.

“A Soldier who gets a dose”: Kennedy, *Over Here*, 186.

“no longer a danger”: C. P. Knight, “The Activities of the USPHS in Extra-Cantonment Zones, with Special Reference to the Venereal Disease Problem,” *Military Surgeon* (Jan. 1919), 41.

test the antitoxin: Flexner and Flexner, *William Henry Welch*, 371.

“[U]nit will be arranged”: Colonel Frederick Russell to Flexner, June 11, 1917, Flexner papers, APS.

no mere cosmetic change: George A. Corner, *A History of the Rockefeller Institute: 1901–1953, Origins and Growth* (1964), 141.

“best from these classes”: Notes on meeting of National Research Council executive committee, April 19, 1917, NAS.

half of all those...fit for service: Arthur Lamber, “Medicine: A Determining Factor in War,” *JAMA* (June 14, 1919), 1713.

army had fifty-eight dentists: Franklin Martin, *Fifty Years of Medicine and Surgery* (1934), 379.

replaced labels on drug bottles: Lavinia Dock, 1909, quoted in Soledad Mujica Smith, “Nursing as Social Responsibility: Implications for Democracy from the Life Perspective of Lavinia Lloyd Dock (1858–1956)” (2002), 78.

“at once sever my connection”: Lavinia Dock et al., *History of American Red Cross Nursing* (1922), 958.

“carry out the plans”: *Ibid.*, 954.

CHAPTER ELEVEN

“Every single activity”: Editorial, *Military Surgeon* 43 (Aug. 1918), 208.

“The consideration of human life”: John C. Wise, “The Medical Reserve Corps of the U.S. Navy,” *Military Surgeon* (July 1918), 68.

“they should be bayoneted”: “Review of *Offensive Fighting* by Major Donald McRae,” *Military Surgeon* (Feb. 1919), 86.

“I was very glad”: Flexner and Flexner, *William Henry Welch*, 371.

lowered the death rate: H. J. Parish, *A History of Immunization* (1965), 3.
banned all sales: Wade Oliver, *The Man Who Lived for Tomorrow: A Biography of William Hallock Park, M.D.* (1941), 378.

enough typhoid vaccine for five million: Vaughan to George Hale, March 21, 1917, Executive Committee on Medicine and Hygiene, general file, NAS.

“sent to any one of the camps”: Flexner to Russell, Nov. 28, 1917, Flexner papers.

“prevention of infectious disease”: Flexner to Vaughan, June 2, 1917, Flexner papers.

“Although pneumonia occurs”: Rufus Cole et al., “Acute Lobar Pneumonia Prevention and Serum Treatment” (Oct. 1917), 4.

“as if the men had pooled their diseases”: Flexner and Flexner, *William Henry Welch*, 372.

“How many lives were sacrificed”: Vaughan, *A Doctor’s Memories*, 428–29.

“Not a troop train”: *Ibid.*, 425.

three thousand were sick enough: Ireland, *Communicable Diseases*, 415.

complications of measles: Vaughan, *A Doctor’s Memories*, 57.

average death rate from pneumonia: Dorothy Ann Pettit, “A Cruel Wind: America Experiences the Pandemic Influenza, 1918–1920, A Social History” (1976), 56.

“never in their confidence”: *Ibid.*, 3.

“seem to have deserted me”: John M. Gibson, *Physician to the World: The Life of General William C. Gorgas* (1989), 242.

“send directions for Avery’s”: Welch diary, Jan. 2, 1918, WP.

CHAPTER TWELVE

evidence that the influenza virus: J. A. McCullers and K. C. Bartmess, “Role of Neuraminidase in Lethal Synergism Between Influenza Virus and Streptococcus Pneumoniae,” William Osler, *Osler’s Textbook Revisited* (1967), *Journal of Infectious Diseases* (2003), 1000–1009.

“To bleed at the very onset”: 00.

“Pneumonia is a self-limited disease”: *Ibid.*

“true inwardness of research”: Quoted in McLeod, “Oswald Theodore Avery, 1877–1955,” *Journal of General Microbiology* (1957), 540.

“An acute need for privacy”: René Dubos, “Oswald Theodore Avery, 1877–1955,” *Biographical Memoirs of Fellows of the Royal Society*, 35.

“as if a mask dropped”: Ibid.

“a natural born comedian”: Donald Van Slyke, oral history, NLM.

about Landsteiner’s personal life: René Dubos, *The Professor, the Institute, and DNA* (1976), 47.

notified he’d won the Nobel: Saul Benison, *Tom Rivers: Reflections on Life in Medicine and Science, an Oral History Memoir* (1967), 91–93.

“motives that lead persons to art or science”: Quoted in Dubos, *Professor*, 179.

“a sweeping metabolic theory”: Ibid., 95.

CHAPTER THIRTEEN

“Protection in man is inferior”: Rufus Cole et al., “Acute Lobar Pneumonia,” 4.

“lead all diseases”: Ibid.

“diseases amongst the troops”: See, for example, Gorgas to Commanding Officer, Base Hospital, Camp Greene, Oct. 26, 1917, entry 29, file 710, RG 112, NA.

All of them had negative reactions: Scientific reports of the Corporation and Board of Scientific Directors of Rockefeller Institute, April 20, 1918.

Camp Gordon outside Atlanta: Ireland, *Communicable Diseases*, 442.

“the matter of prophylactic vaccination”: Cole to Russell, Dec. 14, 1917, entry 29, RG 112, NA.

controls suffered 101: Memo from Flexner to Russell, Oct. 3, 1918, entry 29, RG 112, NA.

Pasteur Institute was also testing: Ireland, *Communicable Diseases*, 125.

to meet Gorgas and Welch: Welch to Flexner wire, April 15, 1918; Flexner to Cole, April 16, 1918, Flexner papers.

“really a privilege”: Michael Heidelberger, oral history, NLM, 83.

checking on everything: Ibid.

“chiefly in epidemic form”: Rufus Cole, “Prevention of Pneumonia,” *JAMA* (Aug. 1918), 634.

the Canadian army: W. David Parsons, “The Spanish Lady and the Newfoundland Regiment” (1998).

“detention camps for new recruits”: Welch diary, Dec. 28, 1917, WP.

Part IV: It Begins

CHAPTER FOURTEEN

Thirty of the fifty largest cities: Edwin O. Jordan, *Epidemic Influenza* (1927), 69.

“convenient to follow”: F. M. Burnet and Ellen Clark, *Influenza: A Survey of the Last Fifty Years* (1942), 70.

of 172 marines: W. J. MacNeal, “The Influenza Epidemic of 1918 in the AEF in France and England,” *Archives of Internal Medicine* (1919), 657.

appearance in the French army: Burnet and Clark, *Influenza*, 70.

36,473 hospital admissions: Quoted in Jordan, *Epidemic Influenza*, 78.

“At the end of May”: Ibid.

“broken clean through”: Harvey Cushing, *A Surgeon’s Journal 1915–18* (1934), 311.

“The expected third stage”: Ibid.

“the epidemic of grippe”: Ibid.

“a grievous business”: Ray Stannard Baker, *Woodrow Wilson: Life and Letters/Armistice March 1–November 11, 1918* (1939), 233.

“abuts on the harbor”: Jordan, *Epidemic Influenza*, 85.

“swept over the whole country”: Ibid., 87.

10,313 sailors fell ill: David Thomson and Robert Thomson, *Annals of the Pickett-Thomson Research Laboratory*, v. 9, *Influenza* (1934), 178.

“of a mild form”: Jordan, *Epidemic Influenza*, 93.

doubt that it was influenza: MacNeal, “Influenza Epidemic,” *Archives of Internal Medicine* (1919), 657.

“not influenza”: From *Policlinico* 25, no. 26 (June 30, 1918), quoted in *JAMA* 71, no. 9, 780.

“very short duration”: T. R. Little, C. J. Garofalo, and P. A. Williams, “B Influenzae and Present Epidemic,” *The Lancet* (July 13, 1918), quoted in *JAMA* 71, no. 8 (Aug. 24, 1918), 689.

“fatal in from 24 to 48 hours”: Major General Merritt W. Ireland, ed., *Medical Department of the United States Army in the World War*, v. 9, *Communicable Disease* (1928), 132.

“a new disease”: Jordan, *Epidemic Influenza*, 36.

688 men were ill: George Soper, M.D., “The Influenza Pandemic in the Camps,” undated draft report, RG 112, NA.

“any definite information”: Cole to Pearce, July 19, 1918, NAS.

put more resources: Cole to Pearce, July 24, 1918, NAS.
declared the epidemic over: “The Influenza Pandemic in American Camps, September 1918,” memo to Col. Howard from Office of the Army Surgeon General, Oct. 9, 1918, Red Cross papers, War Council notes, RG 200, NA.
“completely disappeared”: Letter from London of Aug. 20, 1918, quoted in *JAMA* 71, no. 12 (Sept. 21, 1918), 990.
“mistaken for meningitis”: Late summer report quoted in *JAMA* 71, no. 14 (Oct. 5, 1918), 1136.
“No letter from my beloved”: Dorothy Ann Pettit, “A Cruel Wind: America Experiences the Pandemic Influenza, 1918–1920, A Social History” (1976), 97, 98.
“some interesting cases”: *Ibid.*, 67.

CHAPTER FIFTEEN

most influenza experts: Interview with Robert Webster, June 13, 2002.
At the fifteenth passage: William Bulloch, *The History of Bacteriology* (1938, reprinted 1979), 143.
Changing the environment: Jordan, *Epidemic Influenza*, 511.
As the bacteria adapted to rabbits: Richard Shryock, *The Development of Modern Medicine*, 2nd edition (1947), 294–95.
1 million pigs: Bulloch, *History of Bacteriology*, 246.
“primarily virus influenza”: Burnet and Clark, *Influenza*, 40.
“We must suppose”: *Ibid.*, 69, 70.
a ward was sealed off: Soper, “Influenza Pandemic in the Camps.”
“they had influenza”: *Ibid.*
“not like the common broncho-pneumonia”: Adolph A. Hoehling, *The Great Epidemic* (1961), 21.
“an outbreak of epidemic influenza”: *Public Health Reports*, 33, part 2 (July 26, 1918), 1259.
“I am confidentially advised”: Entry 12, index card 126811, RG 52, NA.
“a progressive increase in cases”: Ireland, *Communicable Diseases*, 83, 135.
“indistinguishably blend with”: *Ibid.*, 135.
“the seamen were prostrate”: Jordan, *Epidemic Influenza*, 114.
“a well-nourished people”: John Duffy, *A History of Public Health in New York City 1866–1966* (1974), 286.
children were malnourished: *Ibid.*, 287.

two steamships from Norway: Soper, “The Influenza Pandemic in the Camps.”

outbreak with high mortality: Ireland, *Communicable Diseases*, 137.

overwhelmed the naval hospital: Director of Labs, AEF, to SG, Dec. 10, 1918, entry 29, RG 112, NA.

“number of American negroes”: Quoted in Pettit, “Cruel Wind,” 94.

two natives died: Burnet and Clark, *Influenza*, 72.

five hundred of the six hundred laborers: A. W. Crosby, *America’s Forgotten Pandemic: The Influenza of 1918* (1989), 37.

7 percent of the entire crew died: Burnet and Clark, *Influenza*, 72.

struck down nine hundred: Ibid.

115 more deaths: Director of Labs, AEF, to SG, Dec. 10, 1918, entry 29, RG 112, NA.

“grossly overcrowded”: Crosby, *America’s Forgotten Pandemic*, 38.

“The Bible”: From Medical Officers Training Camp at Camp Greenleaf, Georgia, Nov. 18, 1918, Rosenau papers, UNC.

CHAPTER SIXTEEN

“mess officer is well informed”: Major R. C. Hoskins, “Report of Inspection on Sept. 30, 1918,” Oct. 9, 1918, RG 112, NA.

inoculating a series of human volunteers: Undated report by Major Andrew Sellards, entry 29, RG 112, NA.

only eighty-four patients: “Influenza Pandemic in American Camps, September 1918” see also Paul Wooley to SG, Aug. 29, 1918, RG 112, NA.

“very significant increase”: *Boston Health Department Monthly Bulletin*, Sept. 1918, 183, quoted in Jordan, *Epidemic Influenza*, 115.

diagnosed as having meningitis: Major Paul Wooley, “Epidemiological Report on Influenza and Pneumonia, Camp Devens, August 28 to October 1, 1918,” entry 29, RG 112, NA.

“which attacked so many”: Ibid.

“occurred as an explosion”: Ibid.

Eight of the twelve collapsed: “Steps Taken to Check the Spread of the Epidemic,” undated, unsigned, entry 29, RG 112, NA; see also Katherine Ross, “Battling the Flu,” *American Red Cross Magazine* (Jan. 1919), 11.

“These men start with what appears to be”: Dr. Roy N. Grist to “Burt,” *British Medical Journal* (Dec. 22–29, 1919).

“only a matter of a few hours”: Ibid.

“we are all well”: Russell to Flexner, Sept. 18, 1918, Flexner papers, APS.
“You will proceed immediately”: Victor Vaughan, *A Doctor’s Memories* (1926), 431.

“hundreds of young stalwart men”: Ibid., 383–84.

in excess of six thousand: Vaughan and Welch to Gorgas, Sept. 27, 1918, entry 29, RG 112, NA.

“dead bodies are stacked”: Vaughan, *A Doctor’s Memories*, 383–84.

“step amongst them”: Cole to Flexner, May 26, 1936, file 26, box 163, WP.

“too much for Dr. Welch”: Ibid.

“influenza be kept out of the camps”: “Memo for Camp and Division Surgeons,” Sept. 24, 1918, entry 710, RG 112, NA.

“New men will almost surely”: Brigadier General Richard to adjutant general, Sept. 25, 1918, entry 710, RG 112, NA; see also Charles Richard to chief of staff, Sept. 26, 1918, entry 710, RG 112, NA.

“spread rapidly across”: J. J. Keegan, “The Prevailing Epidemic of Influenza,” *JAMA* (Sept. 28, 1918), 1051.

Around the world from Boston: I. D. Mills, “The 1918–1919 Influenza Pandemic—The Indian Experience,” *The Indian Economic and Social History Review* (1986), 27, 35.

Part V: Explosion

CHAPTER SEVENTEEN

three hundred sailors arrived: “Sanitary Report for Fourth Naval District for the Month of September 1918,” entry 12, file 584, RG 52, NA.

tenements still had outhouses: “Philadelphia—How the Social Agencies Organized to Serve the Sick and Dying,” *The Survey* 76 (Oct. 19, 1918); oral history of Anna Lavin, July 14, 1982, courtesy of Charles Hardy, West Chester University.

“death rate...has gone up”: Mrs. Wilmer Krusen reports, Feb. 4, 1918, entries 13B-D2, RG 62.

no high school until 1934: Allen Davis and Mark Haller, eds., *The Peoples of Philadelphia: A History of Ethnic Groups and Lower-Class Life, 1790–1940* (1973), 256.

“worst-governed city”: Quoted in Russell Weigley, ed., *Philadelphia: A 300-Year History* (1982), 539.

“took control of police”: Major William Snow and Major Wilbur Sawyer, “Venereal Disease Control in the Army,” *JAMA* (Aug. 10, 1918), 462.

left Philadelphia for Puget Sound: Annual Report of the Surgeon General of the U.S. Navy for Fiscal Year 1918, Government Printing Office.

put the body on a stretcher: Robert St. John, *This Was My World* (1953), 49–50, quoted in Dorothy Ann Pettit, “A Cruel Wind: America Experiences the Pandemic Influenza, 1918–1920” (1976), 103.

“33 caskets to Naval”: “Journal of the Medical Department, Great Lakes,” entry 22a, RG 52, NA.

toe tags on the boys’: Carla Morrissey, transcript of unaired interview for “Influenza 1918,” *American Experience*, Feb. 26, 1997.

“what it would feel like”: Ibid.

“this threat of influenza invasion”: Howard Anders to William Braisted, Sept. 12, 1918, RG 52, NA.

refused to release six: Board of Trustees minutes, Sept. 9 and Sept. 30, 1918, Jefferson Medical College, Philadelphia.

“When obliged to cough or sneeze”: *Philadelphia Inquirer*, Sept. 19, 1918.

“No concern whatever”: *The Evening Bulletin*, Sept. 18, 1918.

“can successfully be prevented”: Department of Public Health and Charities minutes, Sept. 21 and Oct. 3, 1918.

“ideas of whole populations”: Quoted in Victoria De Grazia, “The Selling of America, Bush Style,” *New York Times* (Aug. 25, 2002).

“world lives by phrases”: Quoted in Joan Hoff Wilson, *Herbert Hoover: Forgotten Progressive* (1974), 59.

“Every Scout to Save a Soldier”: Quoted in *ibid.*, 105 fn.

“If you find a disloyal”: Gregg Wolper, “The Origins of Public Diplomacy: Woodrow Wilson, George Creel, and the Committee on Public Information” (1991), 80.

“The IWW agitators”: Kennedy, *Over Here*, 73.

“nobody can say we aren’t loyal”: Ellis Hawley, *The Great War and the Search for a Modern Order: A History of the American People and Their Institutions, 1917–1933* (1979), 24.

“In spite of excesses such as lynching”: Ibid.

“most powerful of human motives”: William McAdoo, *Crowded Years* (1931), 374–79, quoted in David Kennedy, *Over Here* (1980), 105.

“Every person who refuses”: David Kennedy, *Over Here*, 106.

“a ready-made inflammable mass”: Howard Anders, letter to *Public Ledger*, Oct. 9, 1918, in which he cites his earlier opposition to the rally; quoted in Jeffrey Anderson, “Influenza in Philadelphia 1918” (1998).

CHAPTER EIGHTEEN

“excellent chief of service”: Frederick Russell and Rufus Cole, Camp Grant inspection diary, June 15–16, 1918, WP.

“keep our eye on him”: Welch to Dr. Christian Herter, treasurer, Rockefeller Institute for Medical Research, Jan. 13, 1902, WP.

“different type of pneumonia”: Ibid.

“an important contribution”: Richard Pearce to Major Joseph Capps, July 10, 1918, Camp Grant, influenza file, NAS.

“a very important matter”: Rufus Cole to Richard Pearce, July 24, 1918, influenza file, NAS.

“vital measures in checking contagion”: Joseph Capps, “Measures for the Prevention and Control of Respiratory Disease,” *JAMA* (Aug. 10, 1918), 448.

“one of the most brilliant”: *Chicago Tribune*, Oct. 9, 1918.

had issued warnings: George Soper, M.D., “The Influenza Pandemic in the Camps,” undated draft report, entry 29, RG 112, NA.

“None of these diseases”: A. Kovinsky, Camp Grant epidemiologist, report to SG, Sept. 4, 1918, entry 31, RG 112, NA.

“Until further notice”: Quoted in Kovinsky, report to SG, Nov. 5, 1918, entry 29, RG 112, NA.

“crowding of troops”: Charles Hagadorn, Sept. 20, 1918, entry 29, box 383, RG 112, NA.

“No visitors will be permitted”: Kovinsky, report to SG, Nov. 5, 1918.

the first soldier died: “Bulletin of the Base Hospital,” Camp Grant, Sept. 28, 1918, RG 112, NA.

“except under extraordinary circumstances”: “Bulletin of the Base Hospital,” Oct. 3 and Oct. 4, 1918, RG 112, NA.

“formalin should be added”: Ibid.

“Devoting special personal care”: “Bulletin of the Base Hospital,” Oct. 6, 1918, RG 112, NA.

escorts of the dead...be prohibited: Dr. H.M. Bracken, Executive Director, Minnesota State Board of Health, Oct. 1, 1918, entry 31, RG 112, NA.

“No power on earth”: Victor Vaughan, *A Doctor’s Memories*, 425.

“movements of officers and men”: See telegram from adjutant general, Oct. 3, 1918, RG 92.

two thousand of the 3,108 troops: “Analysis of the Course and Intensity of the Epidemic in Army Camps,” unsigned, undated report, 4, entry 29, RG 112, NA.

likely that the death toll: Camp Hancock, Georgia, entry 29, RG 112, NA.

twenty-eight hundred troops would report ill: Soper, “The Influenza-Pneumonia Pandemic in the American Army Camps, September and October 1918,” *Science* (Nov. 8, 1918), 451.

“very carefully controlled”: Stone to Warren Longcope, July 30, 1918, entry 29, RG 112, NA.

only 16.7 percent died: Alfred Gray, “Anti-pneumonia Serum (Kyes’) in the Treatment of Pneumonia,” entry 29, RG 112, NA.

Desperate efforts were being made: Maj. General Merritt W. Ireland, ed., *Medical Department of the United States Army in the World War*, v. 9, *Communicable Diseases* (1928), 448.

“the duty of the Ward Surgeon”: “Bulletin of the Base Hospital,” Oct. 7 and 8, 1918, RG 112, NA.

“friends of persons dying”: “Bulletin of the Base Hospital,” Oct. 3 and 4, 1918, RG 112, NA.

“winning their fight”: *Chicago Tribune*, Oct. 7, 1918.

“verandas must be used”: “Bulletin of the Base Hospital,” Oct. 5, 1918, RG 112, NA.

“too early to foretell”: George Soper, “The Influenza-Pneumonia Pandemic in the American Army Camps, September and October 1918,” *Science* (Nov. 8, 1918), 451.

CHAPTER NINETEEN

\$100 bribes: Visiting Nurse Society minutes, Oct. and Nov., 1918, Center for the Study of the History of Nursing, University of Pennsylvania.

“no doctors available”: Selma Epp, transcript of unaired interview for “Influenza 1918,” *American Experience*, Feb. 28, 1997.

average weekly death toll: *Public Health Reports* 33, part 2, (July 26, 1918), 1252.

“Don’t get frightened”: *Public Ledger*, Oct. 8, 1918.

“another crepe and another door”: Anna Milani, transcript of unaired interview for “Influenza 1918,” *American Experience*, Feb. 28, 1997.

“*People were dying like flies*”: Oral history of Clifford Adams, June 3, 1982, provided by Charles Hardy of West Chester University.

“*My uncle died there*”: Anna Lavin oral history, June 3, 1982, Charles Hardy oral history tapes.

“*caskets stacked up outside*”: Michael Donohue, transcript of unaired interview for “Influenza 1918,” *American Experience* interview, Feb. 28, 1997.

“*Let me get a macaroni box*”: Louise Apurchase, June 3, 1982, Charles Hardy oral history tapes. June 24, 1982.

“*They couldn’t bury them*”: Clifford Adams, Charles Hardy oral history tapes, June 3, 1982.

“*may also die of the plague*”: *North American*, Oct. 7, 1918.

“*cyanosis reached an intensity*”: Isaac Starr, “Influenza in 1918: Recollections of the Epidemic in Philadelphia,” *Annals of Internal Medicine* (1976), 517.

“*no truth in the black plague assertion*”: Unidentified newspaper clipping in epidemic scrapbook, Dec. 29, 1918, College of Physicians Library, Philadelphia.

ports and naval facilities: *Public Health Reports*, Sept. 13, 1918, 1554.

“*an influenza-like disease*”: *Ibid.*, Sept. 20, 1918, 1599.

did not come again: Charles Scott to William Walling, Oct. 1, 1918, RG 200, NA.

“*After gasping for several hours*”: Starr, “Influenza in 1918,” 517.

“*the city had almost stopped*”: *Ibid.*, 518.

Part VI: The Pestilence

CHAPTER TWENTY

“*two groups of symptoms*”: Edwin O. Jordan, *Epidemic Influenza* (1927), 260, 263.

“*In nonfatal cases*”: Maj. General Merritt W. Ireland, ed., *Medical Department of the United States Army in the World War*, v. 9, *Communicable Diseases* (1928), 159.

“*didn’t care if I died*”: Clifford Adams, Charles Hardy oral history tapes, West Chester University, June 3, 1982.

“*sick as a dog*”: Bill Sardo, transcript of unaired interview for “Influenza 1918,” *American Experience*, Feb. 27, 1997.

“*time was a blur*”: William Maxwell, transcript of unaired interview for “Influenza 1918,” *American Experience*, Feb. 26, 1997.

“*ice would rattle*”: Carla Morrissey, transcript of unaired interview for “Influenza 1918,” *American Experience*, Feb. 26, 1997.

“*happened to my hind legs*”: John Fulton, *Harvey Cushing* (1946), 435.

“*something like typhoid*”: Dorothy Ann Pettit, “A Cruel Wind: America Experiences the Pandemic Influenza, 1918–1920, *A Social History*” (1976), 91.

“*on a narrow ledge over a pit*”: Katherine Anne Porter, “Pale Horse, Pale Rider” (1965), 310–12.

“*pain above the diaphragm*”: Richard Collier, *The Plague of the Spanish Lady: The Influenza Pandemic of 1918–1919* (1974), 35.

“*Many had vomiting*”: Ireland, ed., *Medical Department of the United States Army in the World War*, v. 12, *Pathology of the Acute Respiratory Diseases, and of Gas Gangrene Following War Wounds* (1929), 13.

In Paris, while some: Diane A. V. Puklin, “Paris,” in Fred Van Hartesfeldt, ed., *The 1918–1919 Pandemic of Influenza: The Urban Impact in the Western World* (1992), 71.

“*general throughout Spain*”: *Public Health Reports* 33, part 2 (Sept. 27, 1918), 1667.

“*beginning in the neck*”: W. S. Thayer, “Discussion of Influenza,” *Proceedings of the Royal Society of Medicine* (Nov. 1918), 61.

bowl of rice crispies: Carla Morrissey, transcript of unaired interview for “Influenza 1918,” *American Experience*, Feb. 26, 1997.

“*rupture of the drum membrane*”: Ireland, ed., *Medical Department of the United States Army in the World War*, v. 9, *Communicable Diseases* (1928), 448.

“*bulging eardrums*”: Ireland, *Pathology of Acute Respiratory Diseases*, 13.

“*destructive action on the drum*”: Burt Wolbach to Welch, Oct. 22, 1918, entry 29, RG 112, NA.

eye involvement with special frequency: David Thomson and Robert Thomson, *Annals of the Pickett-Thomson Research Laboratory*, v. 10, *Influenza* (1934), 751.

ability to smell: *Ibid.*, 773.

“*symptoms of exceeding variety*”: Ireland, *Pathology of Acute Respiratory Diseases*, 13.

“*Intense cyanosis*”: *Ibid.*, 56, 141–42.

“even to an indigo blue”: Ireland, *Communicable Diseases*, 159.
Many mechanisms can cause bleeding: Interview with Dr. Alvin Schmaier, University of Michigan, Oct. 2, 2002; J. L. Mayer and D. S. Beardsley, “Varicella-associated Thrombocytopenia: Autoantibodies Against Platelet Surface Glycoprotein V,” *Pediatric Research* (1996), 615–19.
“suffered from epistaxis”: Ireland, *Pathology of Acute Respiratory Diseases*, 13, 35.
“pint of bright red blood”: Jordan, *Epidemic Influenza*, 260.
“died from loss of blood”: Ireland, *Pathology of Acute Respiratory Diseases*, 13.
“hemorrhages...interior of the eye”: Thomson and Thomson, *Influenza*, v. 9, 753.
“subconjunctival hemorrhage”: Ireland, *Pathology of Acute Respiratory Diseases*, 13.
“uterine mucosa”: *Ibid.*, 76.
chief diagnostician...diagnosed: Jordan, *Epidemic Influenza*, 265.
47 percent of all deaths: Thomson and Thomson, *Influenza*, v. 9, 165.
average life expectancy: Jeffrey K. Taubenberger, “Seeking the 1918 Spanish Influenza Virus,” *American Society of Microbiology News* 65, no. 3 (July 1999).
South African cities: J. M. Katzenellenbogen, “The 1918 Influenza Epidemic in Mamre,” *South African Medical Journal* (Oct. 1988), 362–64.
In Chicago the deaths: Fred R. Van Hartesveldt, *The 1918–1919 Pandemic of Influenza: The Urban Impact in the Western World* (1992), 121.
A Swiss physician: E. Bircher, “Influenza Epidemic,” *Correspondenz-Blatt für Schweizer Aerzte, Basel* (1918), 1338, quoted in *JAMA* 71, no. 23 (Dec. 7, 1918), 1946.
“doubly dead in that”: Sherwin Nuland, *How We Die* (1993), 202.
from 23 percent to 71 percent: Jordan, *Epidemic Influenza*, 273.
26 percent lost the child: John Harris, “Influenza Occurring in Pregnant Women: A Statistical Study of 130 Cases,” *JAMA* (April 5, 1919), 978.
“interesting pathological experience”: Wolbach to Welch, Oct. 22, 1918, entry 29, RG 112, NA.
“convolutions of the brain”: Douglas Symmers, M.D. “Pathologic Similarity Between Pneumonia of Bubonic Plague and of Pandemic Influenza,” *JAMA* (Nov. 2, 1918), 1482.

“relaxed and flabby”: Ireland, *Pathology of Acute Respiratory Diseases*, 79.

damage to the kidneys: Ireland, *Communicable Diseases*, 160.

“necrotic areas, frank hemorrhage”: Ireland, *Pathology of Acute Respiratory Diseases*, 392.

“comparable findings...death from toxic gas”: Ireland, *Communicable Diseases*, 149.

“inhalation of poison gas”: Edwin D. Kilbourne, M.D., *Influenza* (1987), 202.

CHAPTER TWENTY-ONE

“died within twelve hours”: Transcript of influenza commission appointed by governor of New York, meeting at New York Academy of Medicine, Oct. 30, 1918, SLY.

“One robust person”: E. Bircher, “Influenza Epidemic,” *JAMA* (Dec. 7, 1918), 1338.

the conductor collapsed, dead: Collier, *Plague of the Spanish Lady*, 38.

“a new disease”: Jordan, *Epidemic Influenza*, 36.

“Physical signs were confusing”: Ireland, *Communicable Diseases*, 160.

“old classification...was inappropriate”: Ireland, *Pathology of Acute Respiratory Diseases*, 10.

“little evidence of bacterial action”: F. M. Burnet and Ellen Clark, *Influenza: A Survey of the Last Fifty Years*, (1942), 92.

“lesion of characterization”: Ireland, *Communicable Diseases*, 150.

inhibits the release of interferon: Fields, *Fields’ Virology*, 196.

weakened immune responses: Thomson and Thomson, *Influenza*, v. 9, 604.

“acute inflammatory injection”: *Ibid.*, 92.

“not previously described”: P. K. S. Chan et al., “Pathology of Fatal Human Infection Associated with Avian Influenza A H5N1 Virus,” *Journal of Medical Virology* (March 2001), 242–46.

had seen the same thing: Jordan, *Epidemic Influenza*, 266–68, *passim*.

mortality rate for ARDS: Lorraine Ware and Michael Matthay, “The Acute Respiratory Distress Syndrome,” *New England Journal of Medicine* (May 4, 2000), 1338.

Recent research also suggests: J. A. McCullers and K. C. Bartmess, “Role of Neuraminidase in Lethal Synergism Between Influenza Virus and

Streptococcus Pneumoniae,” *Journal of Infectious Diseases* (March 15, 2003), 1000–1009.

almost half the autopsies: Ireland, Communicable Diseases, 151.

the same conclusion: Milton Charles Winternitz, The Pathology of Influenza, (1920).

deaths came from complications: Frederick G. Hayden and Peter Palese, “Influenza Virus” in Richman et al., Clinical Virology (1997), 926.

still roughly 7 percent: Murphy and Webster, “Orthomyxoviruses,” in Fields, Fields’ Virology, 1407.

35 percent of pneumococcal infections: “Pneumococcal Resistance,” Clinical Updates IV, issue 2, January 1998, National Foundation for Infectious Diseases, www.nfid.org/publications/clinicalupdates/id/pneumococcal.html.

Part VII: The Race

CHAPTER TWENTY-TWO

Three Hopkins medical students: Dorothy Ann Pettit, “A Cruel Wind: America Experiences the Pandemic Influenza, 1918–1920” (1976), 134.

“could not have dreamed”: Comments at USPHS conference on influenza, Jan. 10, 1929, file 11, box 116, WP.

went to bed immediately: Welch to Walcott, Oct. 16, 1918, Frederic Collin Walcott papers, SLY.

“the Flip-flap railroad”: Simon Flexner and James Thomas Flexner, *William Henry Welch and the Heroic Age of American Medicine* (1941), 251.

“temperature has been normal”: Welch to Walcott, Oct. 16, 1918, Walcott papers.

“astonishing numbers”: Quoted in David Thomson and Robert Thomson, *Annals of the Pickett-Thomson Research Laboratory*, v. 9, *Influenza* (1934), 265.

the cause of influenza: William Bulloch, The History of Bacteriology (1938), 407–8.

“Surely there is a time”: Quoted in Wade Oliver, *The Man Who Lived for Tomorrow: A Biography of William Hallock Park, M.D.*, (1941), 218.

“Everyone believed it”: Saul Benison, *Tom Rivers: Reflections on a Life in Medicine and Science, An Oral History Memoir* (1967), 237–40, 298.

“No influenza bacilli”: A. Montefusco, *Riforma Medica* 34, no. 28 (July 13, 1918), quoted in *JAMA* 71, no. 10, 934.

CHAPTER TWENTY-THREE

“a new bronchopneumonia”: Pettit, “Cruel Wind,” 98.

Copeland was sworn in: *Ibid.*, 9: 555.

his loyalty to Tammany: Ernest Eaton, “A Tribute to Royal Copeland,” *Journal of the Institute of Homeopathy* 9: 554.

perform it within thirty minutes: Charles Krumwiede Jr. and Eugenia Valentine, “Determination of the Type of Pneumococcus in the Sputum of Lobar Pneumonia, A Rapid Simple Method,” *JAMA* (Feb. 23, 1918), 513–14; Oliver, *Man Who Lived for Tomorrow*, 381.

“so-called Spanish influenza”: “New York City letter,” *JAMA* 71, no. 12 (Sept. 21, 1918): 986; see also John Duffy, *A History of Public Health in New York City 1866–1966* (1974), 280–90, *passim*.

“prepared to compel”: “New York City letter,” *JAMA* 71, no. 13 (Sept. 28, 1918), 1076–77.

“We mourn for him”: Letter of Jan. 5, 1890, quoted in Oliver, *Man Who Lived for Tomorrow*, 26.

despite their animosity: Benison, *Tom Rivers*, 183.

“secret of course”: Oliver, *Man Who Lived for Tomorrow*, 149.

“wanted to go places”: Anna Williams, diary, undated, chap. 26, pp. 1, 17, carton 1, Anna Wessel Williams papers, Schlesinger Library, Radcliffe College.

“no one particular friend”: “Marriage” folder, undated, Williams papers.

“degrees to everything, including friendship”: “Religion” folder, March 24, 1907, Williams papers.

“if we were sure, oh!”: “Religion” folder, Aug. 20, 1915, Williams papers.

“discontent rather than happiness”: “Affections, longing, desires, friends” folder, Feb. 23, 1908, Williams papers.

“I have had thrills”: “Marriage” folder, undated, Williams papers.

no advice to give: Diary, Sept. 17, 1918, Williams papers.

“Death occurring so quickly”: Diary, undated, chap. 22, p. 23, Williams papers.

quadrupled the number of horses: Oliver, *Man Who Lived for Tomorrow*, 378.

“Will your lab undertake”: Pearce wire to Park, Sept. 18, 1918, influenza files, NAS.

“Will undertake work”: Park wire to Pearce, Sept. 19, 1918, influenza files, NAS.

dismissed most of it: William Park et al., “Introduction” (entire issue devoted to his laboratory’s findings, divided into several articles), *Journal of Immunology* 6, no. 2 (Jan. 1921).

in fifteen minutes could fill three thousand tubes: *Annual Report of the Department of Health*, New York City, 1918, 86.

arbitrarily stopped counting: Mortality figures for the epidemic were no longer tabulated after March 31, 1919. By then the disease had died out in every major city in the country except New York City.

Nurses were literally being kidnapped: Permillia Doty, “A Retrospect on the Influenza Epidemic,” *Public Health Nurse* (1919), 953.

“we are justified in”: William Park and Anna Williams, *Pathogenic Microorganisms* (1939), 281.

“our methods...did not take into account”: Park et al., “Introduction,” 4.

“We had plenty of material”: Diary, undated, chap. 22, p. 23, Williams papers.

220,488 test tubes: *Annual Report of the Department of Health*, New York City, 1918, 88.

“only results so far”: Park to Pearce, Sept. 23, 1918, NAS.

she would find it: Edwin O. Jordan, *Epidemic Influenza* (1927), 391.

“the most delicate test”: Park et al., “Introduction,” 4.

“the starting point of the disease”: Park to Pearce, Sept. 26, 1918, NAS.

CHAPTER TWENTY-FOUR

“[h]is heart lies in research”: Smith to Flexner, April 5, 1908, Lewis papers, RUA.

“one of the best”: Flexner to Eugene Opie, Feb. 13, 1919, Flexner papers, APS.

the smartest man: Interview with Dr. Robert Shope, Jan. 31, 2002; interview with Dr. David Lewis Aronson, May 16, 2002.

“special service in connection”: Lewis to Flexner, June 19, 1917, Flexner papers.

“no onerous routine duties”: Lewis to Flexner, Oct. 24, 1917, Flexner papers.

“capacity to inhibit growth”: See assorted correspondence between Flexner and Lewis, esp. Lewis to Flexner, Nov. 13, 1916, Flexner papers.

only one had died: W. R. Redden and L. W. McQuire, “The Use of Convalescent Human Serum in Influenza Pneumonia” *JAMA* (Oct. 19, 1918), 1311.

suspected a virus: On Dec. 9, 1918, Lewis received permission from the navy to publish “The Partially Specific Inhibition Action of Certain Aniline Dyes for the Pneumococcus,” entry 62, RG 125, NA; see also polio clipping in epidemic scrapbook, College of Physicians Library, Philadelphia, which mistakenly referred to a vaccine used by the city as being produced according to methods used in New York for polio. The specificity of this error almost certainly came from a misunderstanding of Lewis’s work.

“badly decomposed” bodies: Transcript of New York influenza commission, meeting, Nov. 22, 1918, Winslow papers, SLY.

“armed the medical profession”: *Philadelphia Inquirer*, Sept. 22, 1918.

only three people developed pneumonia: Transcripts of New York influenza commission, first session, Oct. 30, 1918; second session, Nov. 22, 1918; and fourth session, Feb. 14, 1919, Winslow papers.

failed to cure: Thomson and Thomson, *Influenza*, v. 10, (1934), 822.

“Technically, I am not well-trained”: James Thomas Flexner, *An American Saga: The Story of Helen Thomas and Simon Flexner* (1984), 421.

“cleanliness of the glassware”: Steven Rosenberg was the student. See Rosenberg and John Barry, *The Transformed Cell: Unlocking the Secrets of Cancer* (1992).

CHAPTER TWENTY-FIVE

“Every case showed”: Wolbach to Welch, Oct. 22, 1918, entry 29, RG 112, NA.

“causative agent”: George Soper, M.D., “The Influenza-Pneumonia Pandemic in the American Army Camps, September and October 1918,” *Science* (Nov. 8, 1918), 455.

“It is established”: Vaughan and Welch to Gorgas, Sept. 27, 1918, entry 29, RG 112, NA.

“utter concentration on a few chosen goals”: Dubos, *The Professor, the Institute, and DNA* (1976), 78.

“explore theoretical implications”: McLeod, “Oswald Theodore Avery, 1877–1955,” *Journal of General Microbiology* (1957), 541.

“imaginative vision of reality”: Dubos, *Professor*, 177, 179.

“not random products of chance”: Quoted in McLeod, “Oswald Theodore Avery,” 544–46.

“hunter in search of his prey”: Dubos, *Professor*, 173.

“Disappointment is my daily bread”: Ibid., 91.

“compelled to take care of the cases”: Cole to Russell, Oct. 23, 1918, entry 710, RG 112, NA.

the highest rate of pneumonia: “Annual Morbidity Rate per 1000 Sept. 29, 1917 to March 29, 1918,” entry 710, RG 112, NA.

“as you interpret them”: Callender to Opie, Oct. 16, 1918, entry 710, RG 112, NA.

thirteen thousand...hospitalized simultaneously: “Red Cross Report on Influenza, Southwestern Division,” undated, RG 200, NA, 9.

offered all headquarters: Memo from Russell, Oct. 3, 1918, entry 29, RG 112, NA.

“not to be depended on”: Maj. General Merritt W. Ireland, ed., *Medical Department of the United States Army in the World War*, v. 12, *Pathology of the Acute Respiratory Diseases, and of Gas Gangrene Following War Wounds* (1929), 73, 75.

six of 198 autopsies: Unsigned Camp Grant report, 6–7, entry 31d, RG 112, NA.

“inclined to take the stand”: Ibid., 8.

“technical difficulties in the isolation”: Oswald Theodore Avery, “A Selective Medium for B. Influenzae, Oleate-hemoglobin Agar,” *JAMA* (Dec. 21, 1918), 2050.

“seems to me still doubtful”: Cole to Russell, Oct. 23, 1918, entry 710, RG 112, NA.

had just cured twenty-eight: Cole, “Scientific Reports of the Corporation and Board of Scientific Directors 1918,” Jan. 18, 1918, NLM.

took two months: Heidelberger oral history in Sanitary Corps, 84, NLM.

twenty-five liters a day: “Scientific Reports of the Corporation and Board of Scientific Directors 1918,” April 20, 1918, RUA.

Part VIII: The Tolling of the Bell

CHAPTER TWENTY-SIX

“what the Prussian autocracy”: David Kennedy, *Over Here: The First World War and American Society* (1980), 166.

“no more worries”: John Eisenhower and Joanne Eisenhower, *Yanks: The Epic Story of the American Army in World War I* (2001), 221.

“not permitted to embark”: Richard to March, Sept. 19, 1918, entry 29, RG 112, NA.

“that of a powder magazine”: Surgeon, Port of Embarkation, Newport News, to Surgeon General, Oct. 7, 1918, entry 29, RG 112, NA.

quarantining...for one week: See Richard to Adjutant General, various correspondences and cables, Sept. 25 through Oct. 10, 1918, entry 29, RG 112, NA.

Franklin Roosevelt...on a stretcher: Eleanor Roosevelt, *This Is My Story* (1937), 268.

“a true inferno reigned supreme”: A. A. Hoehling, *The Great Epidemic* (1961), 63.

tracked the blood through the ship: John Cushing and Arthur Stone, eds., *Vermont and the World War, 1917–1919* (1928), 6, quoted in A. W. Crosby, *America’s Forgotten Pandemic: The Influenza of 1918* (1989), 130.

orderlies carried away bodies: Crosby, *America’s Forgotten Pandemic*, 130.

“died on board”: Log of *Leviathan*, RG 45, NA.

“death in one of its worst forms”: Quoted in Crosby, *America’s Forgotten Pandemic*, 138.

more Third Division: Ibid., 163.

“dying by the score”: George Crile, *George Crile, An Autobiography*, v. 2 (1947), 350–51, quoted in Crosby, *America’s Forgotten Pandemic*, 166.

to freeze the movement: Undated *Washington Star* clipping in Tumulty papers, box 4, LC; see also Arthur Walworth, *Woodrow Wilson*, v. 2 (1965), 183–89, 462–63.

“decline to stop these shipments”: Walworth, *Woodrow Wilson*, v. 2, 462–63.

“Every such soldier who has died”: Ibid.

continued the voyages: Ibid.

picked a PHS scientist: Vaughan to George Hale, Aug. 23, 1917, Council National Defense papers, NAS.

when Tammany took over: Haven Anderson to Rosenau, Dec. 24, 1917, Rosenau papers, UNC.

“interests in the State...harmonized”: Morris Fishbein, *A History of the American Medical Association, 1847 to 1947* (1947), 736.

“health insurance will constitute”: Blue, presidential address, reprinted in *JAMA* 66, no. 25 (June 17, 1916), 1901.

“not immediately necessary to the enforcement”: Blue’s office to McCoy, July 28, 1918, entry 10, file 2119, RG 90, NA.

“Owing to disordered conditions”: Cole to Pearce, July 19, 1918, NAS.

“local health authorities”: *Public Health Reports*, Sept. 13, 1918, 1340.

“manifestly unwarranted”: Blue, undated draft report, entry 10, file 1622, RG 90, NA.

first influenza death: *Washington Post*, Sept. 22, 1918.

“Surgeon General’s Advice to Avoid Influenza”: *Washington Evening Star*, Sept. 22, 1918.

“arrange for suitable laboratory studies”: Blue to Pearce, Sept. 9, 1919, NAS.

last yellow-fever epidemic: John Kemp, ed., *Martin Behrman of New Orleans: Memoirs of a City Boss*, (1970), 143.

appealed to the War Council: “Minutes of War Council,” Oct. 1, 1918, 1573, RG 200, NA.

“contingent fund for...influenza”: “Minutes of War Council,” Sept. 27, 1918, RG 200.

“appear with electric suddenness”: George Soper, M.D., “The Influenza-Pneumonia Pandemic in the American Army Camps, September and October 1918,” *Science* (Nov. 8, 1918), 454, 456.

CHAPTER TWENTY-SEVEN

“depend upon its own resources”: Quoted in “Summary of Red Cross Activity in Influenza Epidemic” (undated), 6, box 688, RG 200; see also Evelyn Berry, “Summary of Epidemic 1918–1919,” July 8, 1942, RG 200, NA.

“forty nurses ill”: Jackson to W. Frank Persons, Oct. 4, 1918, box 688, RG 200, NA.

“telegraphed to all my chapters”: Ibid.

“unable to handle adequately”: Ibid.

72,219 physicians: Franklin Martin, *Fifty Years of Medicine and Surgery*, (1934), 384.

stripped hospitals of their workforce: Lavinia Dock et al., *History of American Red Cross Nursing* (1922), 969.

“no nurses left in civil life”: Ibid.

CHAPTER TWENTY-EIGHT

“not planned specifically for your time”: Flexner to Lewis, July 8, 1908, RUA.

“sever my connection”: Mrs. J. Willis Martin to Mayor Thomas Smith, Oct. 8, 1918, Council of National Defense papers, HSP.

use that same organization: Undated memo, entries 13B–D2, RG 62, NA.

“death toll for one day”: Ibid.

ceded to the group control: “Minutes of Visiting Nurse Society for October and November, 1918,” Center for the Study of the History of Nursing, University of Pennsylvania.

“death rate for the past week”: Krusen to Navy Surgeon General William Braisted, Oct. 6, 1918, entry 12, RG 52, NA.

“heartily endorse”: Blue to Braisted, Oct. 7, 1918, entry 12, RG 52, NA.

“filth allowed to collect”: *Philadelphia Public Ledger*, Oct. 10, 1918.

“condition...spreads the epidemic”: Ibid.

“undertakers found it impossible”: *Mayor’s Annual Report for 1918*, 40, Philadelphia City Archives.

“took her to the cemetery”: Anna Lavin, June 3, 1982, Charles Hardy oral history tapes, West Chester University.

“brought a steam shovel”: Michael Donohue, transcript of unaired interview for “Influenza 1918,” *American Experience*, Feb. 28, 1997.

“corpse on the front porches”: Harriet Ferrell, transcript of unaired interview for “Influenza 1918,” *American Experience*, Feb. 27, 1997.

“drawn by horses”: Selma Epp, transcript of unaired interview for “Influenza 1918,” *American Experience*, Feb. 28, 1997.

“Everything was quiet”: Clifford Adams, Charles Hardy oral history tapes.

“Nursing Halting Epidemic”: *Philadelphia Inquirer*, Oct. 16, 1918.

“calls not filled, 2,758”: “Directory of Nurses,” College of Physicians of Philadelphia papers.

Ten of the fifty-five: Joseph Lehman, “Clinical Notes on the Recent Epidemic of Influenza,” *Monthly Bulletin of the Department of Public Health and Charities* (March 1919), 38.

“*Calls for Amateur Nurses*”: In at least three Philadelphia newspapers, including the *Philadelphia Inquirer* and two unidentified newspaper clippings in epidemic scrapbook, Oct. 6, 1918, College of Physicians Library, Philadelphia.

“*all persons with two hands*”: Unidentified newspaper clipping in epidemic scrapbook, Oct. 9, 1918, College of Physicians Library, Philadelphia.

“*must have more volunteer helpers*”: *Philadelphia Inquirer*, Oct. 14, 1918.

“*they will work all the harder*”: “Minutes of Philadelphia General Hospital Woman’s Advisory Council,” Oct. 16, 1918, HSP.

118 officers responded: Mayor’s Annual Report for 1918, 40, City Archives, Philadelphia.

“*[V]olunteers...are useless*”: “Minutes of Philadelphia General Hospital Woman’s Advisory Council,” Oct. 16, 1918, HSP.

“*they still hold back*”: Undated clipping in epidemic scrapbook, College of Physicians Library.

“*fear in the hearts*”: Susanna Turner, transcript of unaired interview for “Influenza 1918,” *American Experience*, Feb. 27, 1997.

Day after day he carried: Ibid.

CHAPTER TWENTY-NINE

“*not a soul to be seen*”: Geoffrey Rice, *Black November: The 1918 Influenza Epidemic in New Zealand* (1988), 51–52.

had died overnight: See “Reminiscences Dana W. Atchley, M.D.” (1964), 94–95, Columbia oral history, quoted in Dorothy Ann Pettit, “A Cruel Wind: America Experiences the Pandemic Influenza, 1918–1920,” (1976), 109.

“*first casualty when war comes*”: Many citations of this comment originally made in 1917, including *Newsday*, June 15, 2003.

“*plenty of gasoline*”: See, for example, *Arizona Republican*, Sept. 1, 1918.

possibility of plague: E. Bircher, “Influenza Epidemic,” *Correspondenz-Blatt für Schweizer Aertze*, Basel (Nov. 5, 1918), 1338, quoted in *JAMA* 71, no. 24 (Dec. 7, 1918), 1946.

“*similarity of the two diseases*”: Douglas Symmers, M.D., “Pathologic Similarity Between Pneumonia of Bubonic Plague and of Pandemic Influenza,” *JAMA* (Nov. 2, 1918), 1482.

“*sorrow and sadness sat*”: Wade Oliver, *The Man Who Lived for Tomorrow: A Biography of William Hallock Park, M.D.* (1941), 384.

“may actually be reassuring”: *Providence Journal*, Sept. 9, 1918.

“To dispel alarm”: Run in many newspapers, for example, *Arizona Republican*, Sept. 23, 1918.

“epidemic is on the wane”: *JAMA* 71, no. 13 (Sept. 28, 1918): 1075.

“no cause for alarm”: *Washington Evening Star*, Oct. 13, 1918.

“ought to see this hospital tonight”: Quoted in Pettit, “A Cruel Wind,” 105.

“Spanish influenza is plain la grippe”: *Arkansas Gazette*, Sept. 20, 1918.

“something constructive rather than destructive”: Report from *Christian Science Monitor* reprinted in *Arizona Gazette*, Oct. 31, 1918.

said nothing at all: See *Review Press and Reporter*, Feb. 1972 clipping, RG 200, NA.

“Fear kills more than the disease”: *Ibid.*

“If ordinary precautions”: Quoted in Crosby, *America’s Forgotten Pandemic*, 92.

“Nothing was done”: John Dill Robertson, *Report of an Epidemic of Influenza in Chicago Occurring During the Fall of 1918*, (1919) City of Chicago, 45.

“Worry kills more”: *The Survey* 41 (Dec. 21, 1918), 268, quoted in Fred R. Van Hartesveldt, *The 1918–1919 Pandemic of Influenza: The Urban Impact in the Western World* (1992), 144.

mortality rate at Cook County: Riet Keeton and A. Beulah Cusman, “The Influenza Epidemic in Chicago,” *JAMA* (Dec. 14, 1918), 2000–2001. Note the 39.8 percent corrects an earlier report in *JAMA* by Nuzum on Nov. 9, 1918, 1562.

“Fear is our first enemy”: *Literary Digest* 59 (Oct. 12, 1918), 13–14, quoted in Van Hartesveldt, *1918–1919 Pandemic of Influenza*, 144.

“Don’t Get Scared”: *Albuquerque Morning Journal*, Oct. 1, 1918, quoted in Bradford Luckingham, *Epidemic in the Southwest, 1918–1919* (1984), 18.

“epidemic under control”: *Arizona Republican*, Sept. 23, 1918.

deaths in New Orleans: Compare *Arizona Republican*, Sept. 19, 1918, to *New Orleans Item*, Sept. 21, 1918.

utterly silent: See *Arizona Republican* of Sept. 25, 26, 27, 28, 1918.

“most fearful are...first to succumb”: *Arizona Gazette*, Jan. 9, 1919.

“refrain from mentioning the influenza”: *Arizona Gazette*, Nov. 26, 1918.

“Simply the Old-Fashioned Grip”: See Vicks VapoRub ad run repeatedly all over the country, for example, in *Seattle Post-Intelligencer*, Jan. 7, 1919.

“come up through the grapevine”: Dan Tonkel, transcript of unaired interview for “Influenza 1918,” *American Experience*, March 3, 1997.

“not inclined to be as panicky”: Gene Hamaker, “Influenza 1918,” *Buffalo County, Nebraska, Historical Society* 7, no. 4.

“do much toward checking the spread”: See, for example, *Washington Evening Star*, Oct. 3, 1918.

“Every person who spits”: Unidentified, undated clipping in epidemic scrapbook, College of Physicians Library.

“Remember the 3 Cs”: For example, *Rocky Mountain News*, Sept. 28, 1918, quoted in Stephen Leonard, “The 1918 Influenza Epidemic in Denver and Colorado,” *Essays and Monographs in Colorado History*, essays no. 9, (1989), 3.

“The danger...is so grave”: *JAMA* 71, no. 15 (Oct. 12, 1918), 1220.

“None of the cases...serious”: *Arizona Republican*, Sept. 23, 1918.

“My first intimations”: William Maxwell, “Influenza 1918,” *American Experience*.

“we were next”: Lee Reay, “Influenza 1918,” *American Experience*.

“Spanish hysteria”: Luckingham, *Epidemic in the Southwest*, 29.

“What’s true of all the evils”: Quoted in Sherwin Nuland, *How We Die* (1993), 201.

gone back to being a doctor: interview with Pat Ward, Feb. 13, 2003.

nothing but brief obituaries: See, for example, *JAMA* 71, no. 21 (Nov. 16, 1918).

“Germans have started epidemics”: Doane made the statement in Chicago and was quoted by the *Chicago Tribune*, Sept. 19, 1918. The story appeared in many papers nationally, for example, the *Arizona Republican*, same date.

“prepared the public mind”: Parsons to Blue, Sept. 26, 1918, entry 10, file 1622, RG 90, NA.

“well back of the lines”: Ibid.

“we wonder which”: Ibid.

Police ruled it a suicide: Associated Press, Oct. 18, 1918; see also *Mobile Daily Register*, Oct. 18, 1918.

41 percent of the entire population: U.S. Census Bureau, *Mortality Statistics 1919*, 30–31; see also W. H. Frost, “Statistics of Influenza Morbidity,” *Public Health Reports* (March 1920), 584–97.

“this help never materialized”: A. M. Lichtenstein, “The Influenza Epidemic in Cumberland, Md,” *Johns Hopkins Nurses Alumni Magazine*

(1918), 224.

“everything possible would be done”: Parsons to Blue, Oct. 13, 1918, entry 10, file 1622, RG 90, NA.

“Panic incipient”: Parsons to Blue, Oct. 13, 1918, entry 10, file 1622, RG 90, NA.

“[W]hole city in a panic”: J. W. Tappan to Blue, Oct. 22 and Oct. 23, 1918, entry 10, file 1622, RG 90.

125 died: Leonard, “1918 Influenza Epidemic,” 7.

“shot gun quarantine”: *Durango Evening Herald*, Dec. 13, 1918, quoted in Leonard, “1918 Influenza Epidemic,” 8.

“which may be deemed appropriate”: Memo by E. L. Munson, Oct. 16, 1918, entry 710, RG 112.

“a terrible calamity”: *Gunnison News-Chronicle*, Nov. 22, 1918, quoted in Leonard, “1918 Influenza Epidemic,” 8.

“right at our very doors”: Susanna Turner, transcript of unaired interview for “Influenza 1918,” *American Experience*, Feb. 27, 1997.

“almost afraid to breathe”: Dan Tonkel, transcript of unaired interview for “Influenza 1918,” *American Experience*, March 3, 1997.

“Farmers stopped farming”: Ibid.

“It kept people apart”: William Sardo, transcript of unaired interview for “Influenza 1918,” *American Experience*, Feb. 27, 1997.

“Nobody was coming in”: Joe Delano, transcript of unaired interview for “Influenza 1918,” *American Experience*, March 3, 1997.

illegal to shake hands: Jack Fincher, “America’s Rendezvous with the Deadly Lady,” *Smithsonian Magazine* (Jan. 1989), 131.

“starving to death not from lack of food”: “An Account of the Influenza Epidemic in Perry County, Kentucky,” unsigned, Aug. 14, 1919, box 689, RG 200, NA.

arrived...Saturday and left Sunday: Shelley Watts to Fieser, Nov. 11, 1918, box 689, RG 200, NA.

mortality reached 30 percent: Nancy Baird, “The ‘Spanish Lady’ in Kentucky,” *Filson Club Quarterly*, 293.

“he’d spray the money”: Patricia J. Fanning, “Disease and the Politics of Community: Norwood and the Great Flu Epidemic of 1918” (1995), 139–42.

“send for the priest”: From Red Cross pamphlet: “The Mobilization of the American National Red Cross During the Influenza Pandemic 1918–1919”

(1920), 24.

“shouted orders through doors”: Leonard, “1918 Influenza Epidemic,” 9.

“taught that they were safer at work”: C. E. Turner, “Report Upon Preventive Measures Adopted in New England Shipyards of the Emergency Fleet Corp,” undated, entry 10, file 1622, RG 90, NA.

absentee records were striking: Ibid.

“the first problem”: *Arizona Republican*, Nov. 8, 1918.

“H. G. Saylor, yellow slacker”: *Arizona Gazette*, Oct. 11, 1918.

“a city of masked faces”: *Arizona Republican*, Nov. 27, 1918.

“Phoenix will soon be dogless”: *Arizona Gazette*, Dec. 6, 1918.

“BONG! BONG! BONG!”: Mrs. Volz, transcript of unaired interview “Influenza 1918,” *American Experience*, Feb. 26, 1997.

“Ice is also great”: Robert Frost, “Fire and Ice,” originally published in *Harper’s*, 1920.

“akin to the terror of the Middle Ages”: “Mobilization of the American National Red Cross,” 24.

CHAPTER THIRTY

“two colored physicians”: Converse to Blue, Oct. 8, 1918, entry 10, file 1622, RG 90, NA.

“urgent need of four nurses”: Rush wire to Blue, Oct. 14, 1918, entry 10, file 1622, RG 90, NA.

“No colored physicians”: Blue to Converse, Oct. 10, 1918, entry 10, file 1622, RG 90.

“impossible to send nurses”: Rush wire to Blue, Oct. 14, 1918, entry 10, file 1622, RG 90, NA.

house to house searching: Report, Oct. 22, 1918, box 688, RG 200, NA.

go to the ticket booth: Carla Morrissey, transcript of unaired interview for “Influenza 1918,” *American Experience*, Feb. 26, 1997.

“urgent call on physicians”: See, for example, *JAMA* 71, no. 17 (Oct. 26 1918): 1412, 1413.

“Infection was prevented”: James Back, M.D., *JAMA* 71 no. 23, (Dec. 7, 1918), 1945.

“saturated with alkalis”: Thomas C. Ely, M.D., letter to editor, *JAMA* 71, no. 17, (Oct. 26, 1918): 1430.

injected people with typhoid vaccine: D. M. Cowie and P. W. Beaven, “Nonspecific Protein Therapy in Influenzal Pneumonia,” *JAMA* (April 19,

1919), 1170.

“results were immediate and certain”: F. B. Bogardus, “Influenza Pneumonia Treated by Blood Transfusion,” *New York Medical Journal* (May 3, 1919), 765.

forty-seven patients; twenty died: W. W. G. MacLachlan and W. J. Fetter, “Citrated Blood in Treatment of Pneumonia Following Influenza,” *JAMA* (Dec. 21, 1918), 2053.

hydrogen peroxide intravenously: David Thomson and Robert Thomson, *Annals of the Pickett-Thomson Research Laboratory*, v. 10, *Influenza* (1934), 1287.

homeopaths claiming no deaths: T. A. McCann, “Homeopathy and Influenza,” *The Journal of the American Institute for Homeopathy* (May 1921).

“effect was apparent”: T. Anastasiades, “Autoserotherapy in Influenza,” *Grece Medicale*, reported in *JAMA* (June 1919), 1947.

therapy in The Lancet: Quoted in Thomson and Thomson, *Influenza*, v. 10, 1287.

“prompt bleeding”: “Paris Letter,” Oct. 3, 1918, in *JAMA* 71, no. 19 (Nov. 9, 1918).

In disease as in war: Quoted in Van Hartesveldt, *1918–1919 Pandemic of Influenza*, 82.

“keep your feet dry”: *Arizona Gazette*, Nov. 26, 1918.

“a powerful bulwark for the prevention”: All these and others reproduced under title “Propaganda for Reform” in *JAMA* 71, no. 21 (Nov. 23, 1918), 1763.

“Use Vicks VapoRub”: *Seattle Post-Intelligencer*, Jan. 3, 1919.

“vaccinated...immune to the disease”: Numerous papers both in and outside New York City, see, for example, *Philadelphia Public Ledger*, Oct. 18, 1918.

thousands of dosages more: John Kolmer, M.D., “Paper Given at the Philadelphia County Medical Society Meeting, Oct. 23, 1918,” *Pennsylvania Medical Journal* (Dec. 1918), 181.

“some prophylactic value”: George Whipple, “Current Comment, Vaccines in Influenza,” *JAMA* (Oct. 19, 1918), 1317.

death rate...52 percent: Egbert Fell, “Postinfluenzal Psychoses,” *JAMA* (June 7, 1919), 1658.

“now has available”: E. A. Fennel, “Prophylactic Inoculation against Pneumonia,” *JAMA* (Dec. 28, 1918), 2119.

“none is available for distribution”: Major G. R. Callender to Dr. W. B. Holden, Oct. 7, 1918, entry 29, RG 112, NA.

“still in the experimental stage”: Acting surgeon general to camp and division surgeons, Oct. 25, 1918, entry 29, RG 112, NA.

“health officers in their public relations”: Editorial, *JAMA* 71, no. 17, (Oct. 26, 1918), 1408.

“may arouse unwarranted hope”: Editorial, *JAMA* 71, no. 19 (Nov. 9, 1918), 1583.

eighteen different kinds: Fincher, “America’s Rendezvous,” 134.

“large doses hypodermically”: Friedlander et al., “The Epidemic of Influenza at Camp Sherman” *JAMA* (Nov. 16, 1918), 1652.

“No benefits were gained”: Ibid.

Sentries guarded all trails: *Engineering News-Record* 82 (1919), 787, quoted in Jordan, *Epidemic Influenza*, 453.

could become “extinct”: Kilpatrick to FC Monroe, Aug. 7, 1919; see also Mrs. Nichols, “Report of Expedition,” July 21, 1919, RG 200.

“people of Alaska consider”: U.S. Congress, Senate Committee on Appropriations, “Influenza in Alaska” (1919).

176 of 300 Eskimos: W. I. B. Beveridge, *Influenza: The Last Great Plague: An Unfinished Story of Discovery* (1977), 31.

“frozen to death before help arrived”: U.S. Congress, Senate Committee on Appropriations, “Influenza in Alaska.”

“few adults living”: Mrs. Nichols, “Report of Expedition.”

“heaps of dead bodies”: Ibid.

“starving dogs dug their way”: Ibid.

“Whole households lay inanimate”: Eileen Pettigrew, *The Silent Enemy: Canada and the Deadly Flu of 1918* (1983), 28.

“left us to sink or swim”: Ibid., 31.

killed over one hundred dogs: Richard Collier, *The Plague of the Spanish Lady: The Influenza Pandemic of 1918–1919* (1974), 300.

laid 114 bodies in the pit: Pettigrew, *Silent Enemy*, 30.

one-third of the population died: Ibid., 33.

Metropolitan Life Insurance: Jordan, *Epidemic Influenza*, 251.

In Frankfurt the mortality: Van Hartesveldt, *1918–1919 Pandemic of Influenza*, 25.

“too exhausted to hate”: Fincher, “America’s Rendezvous,” 134.
“remarkable for the severity”: Pierre Lereboullet, *La grippe, clinique, prophylaxie, traitement* (1926), 33, quoted in Diane A. V. Puklin, “Paris,” in Van Hartesveldt, *1918–1919 Pandemic of Influenza*, 77.
“obliterating whole settlements”: Jordan, *Epidemic Influenza*, 227.
only a single sailor died: Crosby, *America’s Forgotten Pandemic*, 234.
46 percent of the blacks would be attacked: Jordan, *Epidemic Influenza*, 204–5.
the state of Chiapas: Thomson and Thomson, *Influenza*, v. 9, 165.
attack rate of 33 percent: “Rio de Janeiro Letter,” *JAMA* 72 no. 21, May 24, 1919, 1555.
In Buenos Aires: Thomson and Thomson, *Influenza*, v. 9, 124.
In Japan: *Ibid.*, 124. *364 die in the sixteen days*: Jordan, *Epidemic Influenza*, 224.
“filled with bodies”: *Ibid.*, 225.
Talune brought the disease: Rice, *Black November*, 140.
In Chungking one-half the population: *Public Health Reports*, Sept. 20, 1918, 1617.
doubled that of the: Jordan, *Epidemic Influenza*, 222.
case mortality rate: Mills, “The 1918–19 Influenza Pandemic—The Indian Experience,” *The Indian Economic and Social History Review* (1986), 27.
arrived with the dead and dying: Richard Gordon, M.D., *Great Medical Disasters* (1983), 87; Beveridge, *Influenza: The Last Great Plague*, 31.
For Indian troops: Jordan, *Epidemic Influenza*, 246.
7,044 of those patients died: Memo to Dr. Warren from Dr. Armstrong, May 2, 1919, entry 10, file 1622, RG 90, NA.
“littered with dead and dying”: “London Letter,” *JAMA* 72, no. 21 (May 24, 1919), 1557.
firewood was quickly exhausted: Mills, “The 1918–19 Influenza Pandemic,” 35.
Close to twenty million: *Ibid.*, 4; Kingsley Davis, *The Population of India and Pakistan* (1951), 36.
“civilization could easily...disappear”: Collier, *Plague of the Spanish Lady*, 266.

Part IX: Lingerer

CHAPTER THIRTY-ONE

measles requires an unvaccinated: Quoted in William McNeill, *Plagues and Peoples* (1976), 53.

“no longer a master”: H. G. Wells, *War of the Worlds*, online edition, www.fourmilab.ch/etexts/www/warworlds/b2c6.html.

worst numbers came from Camp Sherman: George Soper, M.D., “The Influenza Pandemic in the Camps,” undated, unpaginated, RG 112, NA.
last five camps attacked: Ibid.

“failed when...carelessly applied”: Ibid.

“when it first reached the state”: Wade Frost quoted in David Thomson and Robert Thomson, *Annals of the Pickett-Thomson Research Laboratory*, v. 9, *Influenza* (1934), 215.

“relatively rarely encountered”: Edwin O. Jordan, *Epidemic Influenza* (1927), 355–56.

“influenza has not passed”: “Bulletin of the USPHS,” Dec. 11, 1918, quoted in *JAMA* 71, no. 25 (Dec. 21, 1918), 2088.

twenty-seven epidemic ordinances: Dorothy Ann Pettit, “A Cruel Wind: America Experiences the Pandemic Influenza, 1918–1920, A Social History” (1976), 162.

places closed—for a third time: Ibid., 177.

“99% proof against influenza”: June Osborn, ed., *Influenza in America, 1918–1976: History, Science, and Politics* (1977), 11.

teachers volunteered as nurses: See Alfred W. Crosby, *America’s Forgotten Pandemic: The Influenza of 1918* (1989), 91–116, passim.

“how gallantly the city”: Quoted in *ibid.*, 106.

worst on the West Coast: Osborn, *Influenza in America*, 11.

quarantine of incoming ships: W. I. B. Beveridge, *Influenza: The Last Great Plague: An Unfinished Story of Discovery* (1977), 31.

not even one-quarter that of Italy: K. D. Patterson and G. F. Pyle, “The Geography and Mortality of the 1918 Influenza Pandemic,” *Bulletin of the History of Medicine* (1991), 14.

“the influenza plague”: Quoted in Lucy Taksa, “The Masked Disease: Oral History, Memory, and the Influenza Pandemic,” in *Memory and History in Twentieth Century Australia* (1994), 86.

“I can recall the Bubonic Plague”: Ibid., 79.

“inoculated against the Bubonic Plague”: Ibid., 83.

“I can remember that”: Ibid., 79–85, passim.

CHAPTER THIRTY-TWO

“not considered in this report”: Egbert Fell, “Postinfluenzal Psychoses,” *JAMA* (June 1919), 1658.

“profound mental inertia”: Thomson and Thomson, *Influenza*, v. 10, 772.

“influenzal psychoses”: G. Draggoti, “Nervous Manifestations of Influenza,” *Policlinico* (Feb. 8, 1919), 161, quoted in *JAMA* 72 (April 12, 1919), 1105.

“serious mental disturbances”: Henri Claude M.D., “Nervous and Mental Disturbances Following Influenza,” *JAMA* (May 31, 1919), 1635.

“an active delirium”: Martin Synnott, “Influenza Epidemic at Camp Dix” *JAMA* (Nov. 2, 1918), 1818.

“mental depression”: Jordan, *Epidemic Influenza*, 35.

“Nervous symptoms”: Maj. General Merritt W. Ireland, ed., *Medical Department of the United States Army in the World War*, v. 9, *Communicable Diseases* (1928), 159.

“melancholia, hysteria, and insanity”: Thomson and Thomson, *Influenza*, v. 10, 263.

“involvement of the nervous”: Ireland, *Influenza*, 160.

“muttering delirium which persisted”: Ireland, ed., *Medical Department of the United States Army in the World War*, v. 12, *Pathology of the Acute Respiratory Diseases, and of Gas Gangrene Following War Wounds* (1929), 141–42.

“central nervous system”: *Ibid.*, 119.

“Infectious psychosis”: *Ibid.*, 13.

increase in Parkinson’s: Frederick G. Hayden and Peter Palese, “Influenza Virus,” in *Clinical Virology* (1997), 928.

“influenza may act on the brain”: Jordan, *Epidemic Influenza*, 278–80.

“profound influence on the nervous system”: Thomson and Thomson, *Influenza*, v. 10, 768.

“influence suicide”: I. M. Wasserman, “The Impact of Epidemic, War, Prohibition and Media on Suicide: United States, 1910–1920,” *Suicide and Life Threatening Behavior* (1992), 240.

“wide spectrum of central nervous system”: Brian R. Murphy and Robert G. Webster, “Orthomyxoviruses” (1996), 1408.

“membranes surrounding the brain”: P. K. S. Chan et al., “Pathology of Fatal Human Infection Associated With Avian Influenza A H5N1 Virus,” *Journal of Medical Virology* (March 2001), 242–46.

“*meninges of the brain*”: Douglas Symmers, M.D., “Pathologic Similarity Between Pneumonia of Bubonic Plague and of Pandemic Influenza,” *JAMA* (Nov. 2, 1918), 1482.

“*hemorrhages into gray matter*”: Claude, “Nervous and Mental Disturbances,” 1635.

“*across to central nervous systems*”: Interview with Robert Webster, June 13, 2002.

“*have been exceeding miserable*”: Diaries, House collection, Nov. 30, 1918, quoted in Pettit, “Cruel Wind,” 186.

“*all too generous*”: *New York Telegram*, Jan. 14, 1919, quoted in *Ibid.*

“*lost the thread of affairs*”: Quoted in Arthur Walworth, *Woodrow Wilson*, v. 2 (1965), 279.

“*a greased marble*”: Tasker Bliss, quoted in Bernard Baruch, *Baruch: The Public Years* (1960), 119, quoted in Crosby, *America’s Forgotten Pandemic*, 186.

1,517 Parisians died: From Great Britain Ministry of Health, “Report on the Pandemic of Influenza” (1920), 228, quoted in Crosby, *America’s Forgotten Pandemic*, 181.

“*grave proportions...in Paris*”: “Paris Letter,” March 2, 1919, *JAMA* 72, no. 14 (April 5, 1919), 1015.

“*the principles laid down*”: Walworth, *Woodrow Wilson*, v. 2, 294.

“*severe cold last night*”: Grayson wire to Tumulty, 8:58 A.M., April 4, 1919, box 44, Tumulty papers, LC.

“*The President was taken violently sick*”: Grayson to Tumulty, April 10, 1919, marked PERSONAL AND CONFIDENTIAL, box 44, Tumulty papers.

“*taking every precaution*”: Grayson wire to Tumulty, 11:00 A.M., April 8, 1919, box 44, Tumulty papers.

“*he manifested peculiarities*”: Walworth, *Woodrow Wilson*, v. 2, 297.

“*we will go home*”: Edith Wilson, *My Memoir* (1939), 249, quoted in Crosby, *America’s Forgotten Pandemic*, 191.

“*a cook who keeps her trunk*”: Quoted in Walworth, *Woodrow Wilson*, v. 2, 398.

“*began to drive himself*”: Cary Grayson, *Woodrow Wilson: An Intimate Memoir* (1960), 85.

“*push against an unwilling mind*”: Herbert Hoover, *America’s First Crusade* (1942), 1, 40–41, 64, quoted in Crosby, *America’s Forgotten Epidemic*, 193.

“lacked his old quickness”: Hugh L’Etang, *The Pathology of Leadership* (1970), 49.

obsessed with such details: Elbert Smith, *When the Cheering Stopped: The Last Years of Woodrow Wilson* (1964), 49.

“never the same after”: Irwin H. Hoover, *Forty-two Years in the White House*, (1934) 98.

“so worn and tired”: Grayson to Tumulty, April 10, 1919, box 44, Tumulty papers.

“could not remember”: Margaret Macmillan, *Paris 1919: Six Months That Changed the World* (2002), 276.

“nervous and spiritual breakdown”: Lloyd George, *Memoirs of the Peace Conference*, (1939) quoted in Crosby, *America’s Forgotten Epidemic*, 193.

“terrible days for the President”: Grayson to Tumulty, April 30, 1919, box 44, Tumulty papers.

“What abominable manners”: Walworth, *Woodrow Wilson*, v. 2, 319.

“I should never sign it”: Ibid.

suffering from arteriosclerosis: Archibald Patterson, *Personal Recollections of Woodrow Wilson* (1929), 52.

“arteriosclerotic occlusion”: Rudolph Marx, *The Health of the Presidents* (1961), 215–16.

“thrombosis”: Elbert Smith, *When the Cheering Stopped: The Last Years of Woodrow Wilson* (1964), 105–6.

“a little stroke”: Edward Weinstein, “Woodrow Wilson’s Neurological Illness,” *Journal of American History* (1970–71), 324.

“a minor stroke”: Macmillan, *Paris 1919*, 276.

“attack of influenza in Paris”: Grayson, *Woodrow Wilson*, 82.

“the dead season of our fortunes”: John Maynard Keynes, *Economic Consequences of the Peace* (1920), 297.

“you did not fight”: “Papers Relating to the Foreign Relations of the United States, The Paris Peace Conference” (1942–1947), 570–74, quoted in Schlesinger, *The Age of Roosevelt*, v. 1, *Crisis of the Old Order 1919–1933*, (1957), 14.

CHAPTER THIRTY-THREE

“felt very ill”: Quoted in Michael Bliss, *William Osler: A Life in Medicine* (1999), 469. For more on Osler’s illness, see Bliss 468–76, *passim*.

“broncho-pneumonias so common after influenza”: Ibid., 469.

“with it the pain”: Ibid., 470.
“shall not see the post mortem”: Ibid., 472.
“how can I hope”: Ibid., 470.
“might have saved him”: Ibid., 475.
“Hold up my head”: Ibid., 476
“dealing with any recurrences”: Pettit, “Cruel Wind,” 234.
“No publicity is to be given”: Red Cross files, undated, RG 200, NA.
“rapid spread of influenza”: Memo to division managers from chairman of influenza committee, Feb. 7, 1920, RG 200, NA.
more cases would be reported: Pettit, “Cruel Wind,” 248.
victim’s home was tagged: Ibid., 241.
“Enforce absolute quarantine”: R. E. Arne to W. Frank Persons, Jan. 30, 1922, RG 200, NA.
twenty-one thousand children...made orphans: Associated Press wire, appearing in *Arizona Republican*, Nov. 9, 1918.
“sixteen motherless children”: Alice Latterall to Marjorie Perry, Oct. 17, 1918, RG 200, NA.
one hundred children orphaned: “Report of Lake Division,” Aug. 12, 1919, RG 200, NA.
orphaned two hundred children: *JAMA* 71, no. 18 (Nov. 2, 1918), 1500.
“havoc is wide spread”: General manager to division managers, March 1, 1919, RG 200, NA.
“What bones are they”: Quoted in Pettit, “A Cruel Wind,” 173.
“how sick the world is”: John Dewey, *New Republic* (Jan. 1923), quoted in Dewey, *Characters and Events: Popular Essays in Social and Political Philosophy*, v. 2 (1929), 760–61.
“all faiths in man shaken”: F. Scott Fitzgerald, *This Side of Paradise* (1920), 304.
“a motivating force in four books”: William Maxwell, “A Time to Mourn,” *Pen America* (2002), 122–23, 130.
“almost nothing in literature”: Personal communication from Donald Schueler, July 5, 2003.
“an epidemic of discreet, infectious fear”: Christopher Isherwood, *Berlin Stories* (New York: New Directions, 1951), 181.
“foreign settlements of the city”: *Rocky Mountain News*, Oct. 31, 1918, quoted in Stephen Leonard, “The 1918 Influenza Epidemic in Denver and Colorado,” *Essays and Monographs in Colorado History* (1989), 7–8.

“negligence and disobedience”: *Durango Evening Herald*, Nov. 26, 1918, quoted in Leonard, “1918 Influenza Epidemic in Denver and Colorado,” 7.
“penalty for filth is death”: Shelley Watts to Fieser, Nov. 13, 1918, RG 200, NA.

may have reached 20 million: Kingsley Davis, *The Population of India and Pakistan* (1951), 36, cited in and see also I. D. Mills, “The 1918–19 Influenza Pandemic—The Indian Experience” (1986), 1–40, *passim*.

“in the order of 50 million”: Niall Johnson and Juergen Mueller, “Updating the Accounts: Global Mortality of the 1918–1920 ‘Spanish’ Influenza Pandemic,” *Bulletin of the History of Medicine* (spring 2002), 105–15, *passim*.

as many as 100 million: *Ibid.*

those aged twenty-one to thirty: Virtually all studies showed similar results. See, for example, Thomson and Thomson, *Influenza*, v. 9, 21.

most conservative estimate: *Ibid.*, 165.

Part X: Endgame

CHAPTER THIRTY-FOUR

“The appointment of Dr. Opie”: Winslow to Wade Frost, Feb. 1, 1930, Winslow papers, SLY.

“Jordan seems at first”: Winslow to Frost, Jan. 16, 1930, Winslow papers.

“distinctly prefer Emerson”: Frost to Winslow, Jan. 20, 1930, Winslow papers.

“the Black Death”: Quoted in Michael Levin, “An Historical Account of the Influence,” *Maryland State Medical Journal* (May 1978), 61.

“we were so helpless”: Transcript of Influenza Commission minutes, Oct. 30, 1918, Winslow papers.

precise epidemiological investigations: “Association Committee Notes on Statistical Study of the 1918 Epidemic of So-called Influenza” presented at American Public Health Association meeting, Dec. 11, 1918, entry 10, file 1622, RG 90, NA.

“an opportunity to show”: *Ibid.*

“ultimately in the laboratory”: Transcript of Influenza Commission minutes, Feb. 4, 1919, Winslow papers.

isolated for seven days: George Soper, M.D., “Epidemic After Wars,” *JAMA* (April 5, 1919), 988.

“every effort to collect”: Russell to Flexner, Nov. 25, 1918, Flexner papers, APS.

“this business off our hands”: Quoted in Dorothy Ann Pettit, “A Cruel Wind: America Experiences the Pandemic of Influenza, 1918–1920, A Social History” (1976), 229.

two units of seasoned troops: Maj. General Merritt W. Ireland, ed., *Medical Department of the United States Army in the World War*, v. 9, *Communicable Diseases* (1928), 127–29.

“cyclic variation in air pressure”: David Thomson and Robert Thomson, *Annals of the Pickett-Thomson Research Laboratory*, v. 9, *Influenza* (1934), 259.

“the outstanding objective”: F. M. Burnet, “Portraits of Viruses: Influenza Virus A,” *Intervirology* (1979), 201.

“humiliating but true”: Comments by Welch on influenza bacillus paper, undated, file 17, box 109, WP.

CHAPTER THIRTY-FIVE

“the specific inciting agent”: Thomson and Thomson, *Influenza*, v. 9, 499.

“blood agar plates”: Capt. Edwin Hirsch to SG, Oct. 7, 1919, entry 31D, RG 112.

“investigation of the bacteriologic methods”: J. Wheeler Smith Jr. to Callender, Feb. 20, 1919, entry 31D, RG 112, NA.

They found the bacteria everywhere: Maj. General Merritt W. Ireland, ed., *Medical Department of the United States Army in the World War*, v. 12, *Pathology of the Acute Respiratory Diseases, and of Gas Gangrene Following War Wounds* (1929), 180–81.

“in every case”: *Ibid.*, 58.

“absence of influenza bacilli”: *Ibid.*, 140.

“were not discovered”: *Ibid.*, 144.

“other respiratory diseases”: Ireland, *Communicable Diseases*, 62.

only five of sixty-two cases: Edwin O. Jordan, *Epidemic Influenza* (1927), 393.

“the most slipshod manner”: Thomson and Thomson, *Influenza*, v. 9, 512.

“found in nearly every case”: William H. Park, “Anti-influenza Vaccine as Prophylactic,” *New York Medical Journal* (Oct. 12, 1918), 621.

“ten different strains”: Park comments, transcript of Influenza Commission minutes, Dec. 20, 1918, Winslow papers.

“important secondary invaders”: Thomson and Thomson, *Influenza*, v. 9, 498.

“evidence points to a filterable virus”: Carton 1, chapter 22, p. 24, Anna Wessel Williams papers, Schlesinger Library, Radcliffe College.

“not recognizable by our microscopic methods”: William MacCallum, “Pathological Anatomy of Pneumonia Following Influenza,” *Johns Hopkins Hospital Reports* (1921), 149–51.

failed to infect: Thomson and Thomson, *Influenza*, v. 9, 603–8.

claimed success for three: Charles Nicolle and Charles LeBailly, “Recherches experimentales sur la grippe,” *Annales de l’Institut Pasteur* (1919), 395–402, translated for the author by Eric Barry.

“jumped to the conclusion”: Saul Benison, *Tom Rivers: Reflections on a Life in Medicine and Science, An Oral History Memoir* (1967), 59.

Fleming found: Thomson and Thomson, *Influenza*, v. 9, 287, 291, 497.

“reducing the resistance”: Welch comments, USPHS Conference on Influenza, Jan. 10, 1929, box 116, file 11, WP. Conference itself reported in *Public Health Reports* 44, no. 122.

“the best claim to serious consideration”: Thomson and Thomson, *Influenza*, v. 9, 512.

“scientific problems were almost forced on him”: René Dubos, *The Professor, the Institute and DNA* (1976), 174.

“not as broad”: *Ibid.*, 74.

“narrow range of techniques”: Dubos, “Oswald Theodore Avery, 1877–1955,” *Biographical Memoirs of Fellows of the Royal Society* (1956), 40.

“the whole secret...in this little vial”: Michael Heidelberger, oral history, 70, NLM.

“extreme precision and elegance”: Dubos, *Professor, Institute and DNA*, 173.

“never published a joint paper”: *Ibid.*, 82.

“digging a deep hole”: *Ibid.*, 175.

“fundamental to biology”: Heidelberger, oral history, 129.

“what more do you want”: Dubos, *Professor, Institute and DNA*, 143.

“likened to a gene”: Oswald Avery, Colin McLeod, and Maclyn McCarty, “Studies on the Chemical Nature of the Substance Inducing Transformation of Pneumococcal Types,” *Journal of Experimental Medicine* (Feb. 1, 1944, reprinted Feb. 1979), 297–326.

“*little influence on thought*”: Gunther Stent, Introduction, *The Double Helix: A Norton Critical Edition* by James Watson (1980), xiv.

“*obviously of fundamental importance*”: Nobelstiftelsen, *Nobel, the Man, and his Prizes* (1962), 281.

“*Avery showed*”: James Watson, *The Double Helix: A Norton Critical Edition*, See 12, 13, 18.

“*Avery gave us*”: Horace Judson, *Eighth Day of Creation: The Makers of the Revolution in Biology* (1979), 94.

“*we were very attentive*”: Ibid., 59.

“*nonsense to say that we were not aware*”: Ibid., 62–63.

“*dark ages of DNA*”: Watson, *Double Helix*, 219.

“*opening...the field of molecular biology*”: Dubos, *Professor, Institute and DNA*, 156.

“*keeping his own counsel*”: Ibid., 164.

CHAPTER THIRTY-SIX

solid evidence: Transcript of Influenza Commission minutes, first session, Oct. 30, 1918; second session, Nov. 22, 1918; fourth session, Feb. 14, 1919, Winslow papers.

“*Lewis’s mind working, the depth of it*”: Interview with Dr. David Aronson, Jan. 31, 2002, and April 8, 2003.

“*disinfectant power of light*”: Lewis to Flexner, Nov. 29, 1916, Flexner papers, APS.

“*interesting and important*”: Flexner to Lewis, Jan. 29, 1919, Flexner papers, APS.

“*I do not thrive on routine*”: Lewis to Flexner, April 21, 1921, Flexner papers, APS.

“*All I have heard*”: Flexner to Lewis, April 22, 1921, Flexner papers, APS.

“*your new honor*”: Flexner to Lewis, Jan. 21, 1921, Flexner papers, APS.

“*let me take a little trouble for you*”: Flexner to Lewis, Dec. 21, 1921, Flexner papers, APS.

“*‘father’ to me*”: Lewis to Flexner, Sept. 8, 1924, Flexner papers, APS.

“*you may well feel gratified*”: Flexner to Lewis, Jan. 26, 1923, Flexner papers, APS.

“*rehabilitation of a...mind*”: Lewis to Flexner, Jan. 20, 1923, Flexner papers, APS.

“to go to work again”: Lewis to Flexner, Jan. 24, 1923, Lewis papers, RUA.

“I shall be rejoiced”: Flexner to Lewis, undated response to Lewis’s Jan. 20, 1923, letter, Flexner papers, APS.

“to deserve your confidence”: Lewis to Flexner, Jan. 24, 1923, Lewis to Flexner, Jan. 30, 1923, Lewis papers, RUA.

“free of any entanglement”: Lewis to Flexner, June 26, 1924, Lewis papers, RUA.

“the first chance to make a second center”: Flexner to Lewis, summer 1924 (probably late June or July), Lewis papers, RUA.

“I am secure”: Lewis to Flexner, Sept. 8, 1924, Lewis papers, RUA.

“one of the finest investigators”: Benison, *Tom Rivers*, 341, 344.

understanding of the immune system: “Scientific Reports of the Corporation and Board of Scientific Directors” (1927–28), RUA, 345–47; see also George A. Corner, *A History of the Rockefeller Institute: 1901–1953 Origins and Growth* (1964), 296.

“aiming higher than his training”: Smith to Flexner, Nov. 2, 1925, Lewis papers, RUA.

diet of the guinea pigs: Lewis and Shope, “Scientific Reports of the Corporation” (1925–26), 265, RUA.

“no change in my line of work”: Ibid.

“doubt expressed about your future”: Flexner to Lewis, draft letter, Dec. 1, 1925, Lewis papers, RUA.

“unequivocally opposed”: Flexner to Lewis, Dec. 1, 1925, Lewis papers, RUA.

“have not been very productive”: Lewis to Flexner, Aug. 4, 1927, Lewis papers, RUA.

“rather barren subject”: Flexner to Lewis, Sept. 22, 1927, Lewis papers, RUA.

“this diagnosis in pigs”: Richard Collier, *The Plague of the Spanish Lady: The Influenza Epidemic of 1918–1919* (1974), 55; W. I. B. Beveridge, *Influenza: The Last Great Plague: An Unfinished Story of Discovery* (1977), 4; J. S. Koen, “A Practical Method for Field Diagnosis of Swine Diseases,” *Journal of Veterinary Medicine* (1919), 468–70.

filtered the mucus: M. Dorset, C. McBryde, and W. B. Niles, *Journal of the American Veterinary Medical Association* (1922–23), 62, 162.

“our future Lewis problem”: Flexner to Smith, phone message, June 21, 1928, Lewis papers, RUA.

he could still be master: Flexner to Smith, June 20, 1928, Lewis papers, RUA.

“in all kindness”: Flexner to Smith, June 22, 1928, Lewis papers, RUA.

“not essentially...investigator type”: Flexner to Smith, June 29, 1928, Lewis papers, RUA.

double the median income: Paul Starr, *The Social Transformation of American Medicine* (1982), 142.

“no doubt as to the risk”: Flexner to Smith, June 29, 1928, Lewis papers, RUA.

“I don’t think Noguchi was honest”: Benison, *Tom Rivers*, 95.

“objections were very unreasonable”: Corner, *History of Rockefeller Institute*, 191.

“learn about Shope’s Iowa work”: Flexner to Lewis, Nov. 21, 1928, Lewis papers, RUA.

in some herds: Richard E. Swope, “Swine Influenza I. Experimental Transmission and Pathology,” *Journal of Infectious Disease* (1931), 349.

“went right to work”: Lewis to Flexner, Feb. 1, 1929, Lewis papers, RUA.

“Lewis well”: Russell to Smith, Jan. 28 through May 23, 1929, “our weekly cable arrived containing the words ‘Lewis well,’” each with notation “copy mailed to Mrs. Lewis,” Lewis papers, RUA.

“‘Lewis’s illness began’”: Russell to Flexner, June 29, 1929, Lewis papers, RUA.

“Lewis condition critical”: George Soper to Russell, June 29, 1929, Lewis papers, RUA.

“Marked renal involvement”: Davis to Russell, June 28, 1929, Lewis papers, RUA.

“Probably laboratory infection”: unsigned to Russell, July 1, 1929, Lewis papers, RUA.

Shope walked down Maple: Lewis to David Aronson, Aug. 21, 1998, provided by Robert Shope.

“order some flowers”: Smith to Shope, July 16, 1929, Lewis papers, RUA.

“Dear Sirs”: Janet Lewis to Board of Scientific Directors, July 30, 1929, Lewis papers, RUA.

“study of light phenomena”: “Scientific Reports of the Corporation” (1929), 6, RUA.

“recrudescence of poliomyelitis”: Ibid., 11.

“unfinished work of Dr. Noguchi”: Ibid., 10.

“white paint and some other improvements”: Flexner to Sawyer, March 17, 1930, Lewis papers, RUA.

blamed cigarettes: Interview with Robert Shope, Jan. 2002; interview with David Aronson, April 8, 2003.

“in association with Sewall Wright”: Simon Flexner, “Paul Adin Lewis,” *Science* (Aug. 9, 1929), 133–34.

Shope did demonstrate: Paul A. Lewis and Richard E. Shope, “Swine Influenza II. Hemophilic Bacillus from the Respiratory Tract of Infected Swine,” *Journal of Infectious Disease* (1931), 361; Shope, “Swine Influenza I,” 349; Shope, “Swine Influenza III. Filtration Experiments and Etiology,” *Journal of Infectious Disease* (1931), 373.

took him hunting and fishing: C. H. Andrewes, *Biographical Memoirs, Richard E. Swope* (1979), 363.

Afterword

death toll...21,800,000:

www.unaids.org/worldaidsday/2002/press/update/epiupdateen/pdf; for cumulative death toll, www.sfaf.org/aboutaids/statistics/.

In the United States...467,910: Centers for Disease Control, “AIDS Surveillance Report” (Sept. 24, 2002).

8,998 people: Ibid.

if a new pandemic: Martin Meltzer et al., “Modeling the Economic Impact of Pandemic Influenza in the United States: Implications for Settling Priorities for Intervention,” *Emerging Infectious Disease* (1999).

a striking resemblance: J. S. Oxford, “The So-called Great Spanish Influenza Pandemic of 1918 May Have Originated in France in 1916” (Dec. 2001), 1857.

China as the possible source: J Edwin O. Jordan, *Epidemic Influenza* (1927), 73.

“could be reasonably regarded”: Ibid., 73.

“purulent bronchitis”: Ibid., 62.

in parts of Madagascar: “Outbreak of Influenza, Madagascar, July–August 2002,” *Weekly Epidemiological Report* (2002), 381–87, passim.

highly unlikely that the pandemic: Jordan, *Epidemic Influenza*, 73.

“probably carried from the United States”: David Thomson and Robert Thomson, *Annals of the Pickett-Thomson Research Laboratory*, v. 10, *Influenza* (1934), 1090.

Based on rates of mutation: Personal communication with Peter Palese, Aug. 2, 2001; personal communication with Jeffrey Taubenberger, June 5, 2003.

infected eighty-three people: Reuters, Feb. 21, 2003, reported on www.medscape.com, March 5, 2003.

influenza was a bad cold: Interview with Dr. Giovanni Antunez, July 8, 2003.

pages...torn out of: Emily Boutilier, “How to Kill,” *Brown Alumni Magazine* (Jan./Feb. 2003), 88.

kill 120,000 people: L. M. Wein et al., “Emergency Response to an Anthrax Attack,” *Proceedings of the National Academy of Sciences* (2003) 4346–51; G. F. Web, “A Silent Bomb: The Risk of Anthrax as Weapon of Mass Destruction,” *Proceedings of the National Academy of Sciences* (2003) 4355–56.

Selected Bibliography

Primary Sources

ARCHIVES AND COLLECTIONS

Alan Mason Chesney Archives, Johns Hopkins University

Stanhope Bayne-Jones papers

Wade Hampton Frost papers

William Halsted papers

Christian Herter papers

Franklin Mall papers

Eugene Opie papers

William Welch papers

American Philosophical Society

Harold Amoss papers

Rufus Cole papers

Simon Flexner papers

Victor Heiser papers

Peter Olitsky papers

Eugene Opie papers

Raymond Pearl papers

Peyton Rous papers

City Archive, Philadelphia

Alms House, Philadelphia General Hospital Daily Census, 1905–1922

Census Book

Coroner's Office, Interments in Potters Field, 1914–1942

Department of Public Health and Charities Minutes

Journal of the Board of Public Education

Journal of the Common Council

Journal of Select Council

Letterbook of Chief of Electrical Bureau, Department of Public Safety

College of Physicians, Philadelphia

William N. Bradley papers
Arthur Caradoc Morgan papers
Influenza papers

Columbia University, Butler Library, Oral History Research Office

A. R. Dochez oral history
Abraham Flexner oral history

Historical Society of Philadelphia

The Advisory Committee on Nursing, Philadelphia Hospital for
Contagious Disease, Report for Feb. 1919
Council of National Defense papers
Benjamin Hoffman collection
Dr. William Taylor collection
Herbert Welsh collection
Woman's Advisory Council, Philadelphia General Hospital collection

Jefferson Medical College

Annual Report, Jefferson Hospital, year ended May 31, 1919

Library of Congress

Newton Baker papers
Ray Stannard Baker papers
George Creel papers
Joseph Tumulty papers
Woodrow Wilson papers

National Academy of Sciences

Executive Committee of Medicine 1916–1917 files
Medicine and Related Sciences, 1918 Activities Summary
Committee on Medicine and Hygiene 1918 files
Committee on Psychology/Propaganda Projects files
Influenza files
Biographical files for Oswald Avery, Rufus Cole, Alphonse Dochez,
Eugene Opie, Thomas Rivers, Hans Zinsser

National Archives

Red Cross records

U.S. Army Surgeon General records
U.S. Navy Surgeon General records
U.S. Public Health Service records

National Library of Medicine

Stanhope Bayne-Jones papers and oral history
Michael Heidelberger oral history
Frederick Russell papers
Donald Van Slyke oral history
Shields Warren oral history

New York City Municipal Archives

Annual Report of the Department of Health of the City of New York for
1918
Collected Studies of the Bureau of Laboratories of the Department of
Health of the City of New York for the Years 1916–1919, v. 9
Collected Reprints of Dr. William H. Park, v. 3, 1910–1920

Rhode Island Historical Society

Charles Chapin papers

Rockefeller University Archives

Paul Lewis papers
Reports to the Board of Scientific Directors

Sterling Library, Yale University

Gordon Auchincloss papers
Arthur Bliss Lane papers
Vance C. McCormick papers
Frederic Collin Walcott papers
Charles-Edward Winslow papers

Temple University Special Collections

Thomas Whitehead papers

Temple University Urban Archives

Carson College for Orphan Girls
Children's Hospital, Bainbridge

Clinton Street Boarding Home
Housing Association of Delaware Valley papers
Rabbi Joseph Krauskopf papers
Pennsylvania Hospital
Pennsylvania Society to Protect Children from Cruelty
Philadelphia Association of Day Nurseries
Whosoever Gospel Mission of Germantown
Young Women's Boarding Home Association of Philadelphia
Report of the Hospital of the Women's Medical College of Pennsylvania,
1919

Tennessee Historical Society
Oswald Avery papers

University of North Carolina, Chapel Hill
Milton Rosenau papers

University of Pennsylvania Archives
George Wharton Pepper papers

Secondary Sources

NEWSPAPERS

Arizona Gazette
Arizona Republican
Boston Globe
Chicago Tribune
London Times
Los Angeles Times
New Orleans Item
New Orleans Times-Picayune
New York Times
Philadelphia Inquirer
Philadelphia North American
Philadelphia Public Ledger
Providence Journal
San Francisco Chronicle
Santa Fe Monitor (Kansas)

Seattle Post-Intelligencer

Seattle Times

Washington Post

Washington Star

ARTICLES

- “Advertisements in the *Laryngoscope*: Spanish Influenza—1918.”
Laryngoscope 106, no. 9, part 1 (Sept. 1996): 1058.
- Anastassiades, T. “Autoserotherapy in Influenza.” *Grece Medicale*,
reported in *JAMA* 72, no. 26 (June 28, 1919): 1947.
- Andrewes, C. H. “The Growth of Virus Research 1928–1978.”
Postgraduate Medical Journal 55, no. 64 (Feb. 1979): 73–77.
- Ashford, Bailey K. “Preparation of Medical Officers of the Combat
Division in France at the Theatre of Operations.” *Military Surgeon* 44
(Feb. 1919): 111–14. Austrian, R. “The Education of a ‘Climatologist.’”
Transactions of the American Clinical Climatology Association 96
(1984): 1–13.
- Avery, Oswald Theodore. “A Selective Medium for B. Influenzae,
Oleate-hemoglobin Agar.” *JAMA* 71, no. 25 (Dec. 21, 1918): 2050–52.
- Avery, Oswald Theodore, Colin MacLeod, and Maclyn McCarty.
“Studies on the Chemical Nature of the Substance Inducing
Transformation of Pneumococcal Types.” *Journal of Experimental
Medicine* (1979, originally published Feb. 1, 1944): 297–326.
- Baer, E. D. “Letters to Miss Sanborn: St. Vincent’s Hospital Nurses’
Accounts of World War I.” *Journal of Nursing History* 2, no. 2 (April
1987): 17–32.
- Baird, Nancy. “The ‘Spanish Lady’ in Kentucky.” *Filson Club Quarterly*
50, no. 3: 290–302.
- Barnes, Frances M. “Psychoses Complicating Influenza.” *Missouri State
Medical Association* 16 (1919): 115–20.
- Benison, Saul. “Poliomyelitis and the Rockefeller Institute: Social Effects
and Institutional Response.” *Journal of the History of Medicine and
Allied Sciences* 29 (1974): 74–92.
- Bernstein, B. J. “The Swine Flu Immunization Program.” *Medical
Heritage* 1, no. 4 (July–Aug. 1985): 236–66.
- Bircher, E. “Influenza Epidemic.” *Correspondenz-Blatt fur Schweizer
Aerzte, Basel*. 48, no. 40, (Nov. 5, 1918): 1338, quoted in *JAMA* 71, no.

- 24 (Dec. 7, 1918): 1946.
- Bloomfield, Arthur, and G. A. Harrop Jr. "Clinical Observations on Epidemic Influenza." *Johns Hopkins Hospital Bulletin* 30 (1919).
- Bogardus, F. B. "Influenza Pneumonia Treated by Blood Transfusion." *New York Medical Journal* 109, no. 18 (May 3, 1919): 765–68.
- Bourne, Randolph. "The War and the Intellectuals." *The Seven Arts* 2 (June 1917): 133–46.
- Brown P., J. A. Morris, and D. C. Gajdusek. "Virus of the 1918 Influenza Pandemic Era: New Evidence About Its Antigenic Character." *Science* 166, no. 901 (Oct. 3, 1969): 117–19.
- Burch, M. "'I Don't Know Only What We Hear': The Soldiers' View of the 1918 Influenza Epidemic." *Indiana Medical Quarterly* 9, no. 4 (1983): 23–27.
- Burnet, F. M. "The Influence of a Great Pathologist: A Tribute to Ernest Goodpasture." *Perspectives on Biology and Medicine* 16, no. 3 (spring 1973): 333–47.
- _____. "Portraits of Viruses: Influenza Virus A." *Intervirology* 11, no. 4 (1979): 201–14.
- Capps, Joe. "Measures for the Prevention and Control of Respiratory Disease." *JAMA* 71, no. 6 (Aug. 10, 1918): 571–73.
- Centers for Disease Control. *AIDS Surveillance Report* 13, no. 2 (Sept. 24, 2002).
- Chan, P. K. S. et al. "Pathology of Fatal Infection Associated with Avian Influenza A H5N1 Virus." *Journal of Medical Virology* 63, no. 3 (March 2001), 242–46.
- Charles, A. D. "The Influenza Pandemic of 1918–1919: Columbia and South Carolina's Response." *Journal of the South Carolina Medical Association* 73, no. 8 (Aug. 1977): 367–70.
- Chesney, Alan. "Oswald Theodore Avery." *Journal of Pathology and Bacteriology* 76, no. 2 (1956): 451–60.
- Christian, Henry. "Incorrectness of Diagnosis of Death from Influenza." *JAMA* 71 (1918).
- Claude, Henri, M.D. "Nervous and Mental Disturbances Following Influenza." Quoted in *JAMA* 72, no. 22 (May 31, 1919): 1634.
- Clough, Paul. "Phagocytosis and Agglutination in the Serum of Acute Lobar Pneumonia." *Johns Hopkins Hospital Bulletin* 30 (1919): 167–70.

- Cole, Rufus. "Pneumonia as a Public Health Problem." *Kentucky Medical Journal* 16 (1918): 563–65.
- _____. "Prevention of Pneumonia." *JAMA* 71, no. 8 (August 24, 1918): 634–36.
- Cole, Rufus, et al. "Acute Lobar Pneumonia Prevention and Serum Treatment." Monograph of the Rockefeller Institute for Medical Research 7 (Oct. 1917).
- Cowie, D. M., and P. W. Beaven. "Nonspecific Protein Therapy in Influenzal Pneumonia." *JAMA* 72, no. 16 (April 19, 1919).
- Cumberland, W. H. "Epidemic! Iowa Battles the Spanish Influenza." *Palimpsest* 62, no. 1 (1981): 26–32.
- Davenport, F. M. "The Search for the Ideal Influenza Vaccine." *Postgraduate Medical Journal* 55, no. 640 (Feb. 1979): 78–86.
- Davenport, R. M., G. N. Meiklejohn, and E. H. Lennette. "Origins and Development of the Commission on Influenza." *Archives of Environmental Health* 21, no. 3 (Sept. 1970): 267–72.
- De Grazia, Victoria. "The Selling of America, Bush Style." *New York Times*, Aug. 25, 2002.
- Dingle, J. H., and A. D. Langmuir. "Epidemiology of Acute Respiratory Disease in Military Recruits." *American Review of Respiratory Diseases* 97, no. 6 (June 1968): 1–65.
- Doty, Permillia. "A Retrospect on the Influenza Epidemic." *Public Health Nurse*, 1919.
- Douglas, R. J. "Prophylaxis and Treatment of Influenza." In *Scientific American's Medicine*, edited by E. Rubinstein and D. Federman. New York: Scientific American Inc., 1994.
- Dowdle, W. R., and M. A. Hattwick. "Swine Influenza Virus Infections in Humans." *Journal of Infectious Disease* 136, supp. S (Dec. 1977): 386–89.
- Draggoti, G. "Nervous Manifestations of Influenza." *Policlinico* 26, no. 6 (Feb. 8, 1919) 161, quoted in *JAMA* 72, no. 15 (April 12, 1919): 1105.
- Dubos, René. "Oswald Theodore Avery, 1877–1955." *Biographical Memoirs of Fellows of the Royal Society* 2 (1956): 35–48.
- Durand, M. L. et al. "Acute Bacterial Meningitis in Adults: A Review of 493 Episodes." *New England Journal of Medicine* 328, no. 1 (Jan. 1993) 21–28.

- Eaton, Ernest. "A Tribute to Royal Copeland." *Journal of the Institute of Homeopathy* 31, no. 9: 555–58.
- Ebert, R. G. "Comments on the Army Venereal Problem." *Military Surgeon* 42 (July–Dec. 1918), 19–20.
- Emerson, G. M. "The 'Spanish Lady' in Alabama." *Alabama Journal of Medical Science* 23, no. 2 (April 1986): 217–21.
- English, F. "Princeton Plagues: The Epidemics of 1832, 1880 and 1918–19." *Princeton History* 5 (1986): 18–26.
- Ensley, P. C. "Indiana and the Influenza Pandemic of 1918." *Indiana Medical History* 9, no. 4 (1983): 3–15.
- "Epidemic Influenza and the United States Public Health Service." *Public Health Reports* 91, no. 4 (July–Aug. 1976): 378–80.
- Feery, B. "1919 Influenza in Australia." *New England Journal of Medicine* 295, no. 9 (Aug. 26, 1976): 512.
- Fell, Egbert. "Postinfluenzal Psychoses." *JAMA* 72, no. 23 (June 7, 1919): 1658–59.
- Fennel, E. A. "Prophylactic Inoculation Against Pneumonia." *JAMA* 71, no. 26, (Dec. 28, 1918): 2115–18.
- Fincher, Jack. "America's Rendezvous with the Deadly Lady." *Smithsonian Magazine*, Jan. 1989: 131.
- Finland, M. "Excursions into Epidemiology: Selected Studies During the Past Four Decades at Boston City Hospital." *Journal of Infectious Disease* 128, no. 1 (July 1973): 76–124.
- Flexner, Simon. "Paul Adin Lewis." *Science* 52 (Aug. 9, 1929): 133–34.
- _____. "The Present Status of the Serum Therapy of Epidemic Cerebrospinal Meningitis." *JAMA* 53 (1909) 53: 1443–46.
- Flexner, Simon, and Paul Lewis. "Transmission of Poliomyelitis to Monkeys: A Further Note." *JAMA* 53 (1909): 1913.
- Friedlander et al. "The Epidemic of Influenza at Camp Sherman." *JAMA* 71, no. 20 (Nov. 16, 1918): 1650–71.
- Frost, W. H. "Statistics of Influenza Morbidity." *Public Health Reports* 7 (March 12, 1920): 584–97.
- Galishoff, S. "Newark and the Great Influenza Pandemic of 1918." *Bulletin of the History of Medicine* 43, no. 3 (May–June 1969): 246–58.
- Gear, J. H. "The History of Virology in South Africa." *South African Medical Journal* (Oct. 11, 1986, suppl): 7–10.

- Glezen, W. P. "Emerging Infections: Pandemic Influenza." *Epidemiology Review* 18, no. 1 (1996): 64–76.
- Goodpasture, Ernest W. "Pathology of Pneumonia Following Influenza." *U.S. Naval Bulletin* 13, no. 3 (1919).
- Grist, N. R. "Pandemic Influenza 1918." *British Medical Journal* 2, no. 6205 (Dec. 22–29, 1979): 1632–33.
- Guerra, F. "The Earliest American Epidemic: The Influenza of 1493." *Social Science History* 12, no. 3 (1988): 305–25.
- Halpern, Sue. "Evangelists for Kids." *New York Review of Books*, May 29, 2003.
- Hamaker, Gene. "Influenza 1918." *Buffalo County, Nebraska, Historical Society* 7, no. 4.
- Hamilton, D. "Unanswered Questions of the Spanish Flu Pandemic." *Bulletin of the American Association of the History of Nursing* 34 (spring 1992): 6–7.
- Harris, John. "Influenza Occuring in Pregnant Women: A Statistical Study of 130 Cases." *JAMA* 72, no. 14 (April 5, 1919): 978–80.
- Harrop, George A. "The Behavior of the Blood Toward Oxygen in Influenzal Infections." *Johns Hopkins Hospital Bulletin* 30 (1919): 335.
- Hayden, Frederick G., and Peter Palese. "Influenza Virus." In *Clinical Virology*, edited by Douglas Richman, Richard Whitley, and Frederick Hayden, 911–30. New York: Churchill Livingstone, 1997.
- Heagerty, J. J. "Influenza and Vaccination." *Canadian Medical Association Journal* 145, no. 5 (Sept. 1991, originally published 1919): 481–82.
- Herda, P. S. "The 1918 Influenza Pandemic in Fiji, Tonga and the Samoas. In *New Countries and Old Medicine: Proceedings of an International Conference on the History of Medicine and Health*, edited by L. Bryder and D. A. Dow, 46–53. Auckland, New Zealand: Pyramid Press, 1995.
- Hewer, C. L. "1918 Influenza Epidemic." *British Medical Journal* 1, no. 6157 (Jan. 1979): 199.
- Hildreth, M. L. "The Influenza Epidemic of 1918–1919 in France: Contemporary Concepts of Aetiology, Therapy, and Prevention." *Social History of Medicine* 4, no. 2 (Aug. 1991): 277–94.
- Holladay, A. J. "The Thucydides Syndrome: Another View." *New England Journal of Medicine* 315, no. 18 (Oct. 30, 1986): 1170–73.

- Holland, J. J. "The Origin and Evolution of Chicago Viruses." In *Microbiology and Microbial Infections*, v. 1, *Virology*, edited by Brian W. J. Mahy and Leslie Collier, 10–20. New York: Oxford University Press, 1998.
- Hope-Simpson, R. E. "Andrewes Versus Influenza: Discussion Paper." *Journal of the Royal Society of Medicine* 79, no. 7 (July 1986): 407–11.
- _____. "Recognition of Historic Influenza Epidemics from Parish Burial Records: A Test of Prediction from a New Hypothesis of Influenzal Epidemiology." *Journal of Hygiene* 91, no. 2 (Oct. 1983): 293–308.
- "How to Fight Spanish Influenza." *Literary Digest* 59 (Oct. 12, 1918).
- Hyslop, A. "Old Ways, New Means: Fighting Spanish Influenza in Australia, 1918–1919." In *New Countries and Old Medicine: Proceedings of an International Conference on the History of Medicine and Health*, edited by L. Bryder and D. A. Dow, 54–60. Auckland, New Zealand: Pyramid Press, 1995.
- Irwin, R. T. "1918 Influenza in Morris County." *New Jersey Historical Community Newsletter* (March 1981): 3.
- Jackson, G. G. "Nonbacterial Pneumonias: Contributions of Maxwell Finland Revisited." *Journal of Infectious Disease* 125, supp. (March 1972): 47–57.
- Johnson, Niall, and Juergen Mueller. "Updating the Accounts: Global Mortality of the 1918–1920 'Spanish' Influenza Pandemic." *Bulletin of the History of Medicine* 76 (spring 2002): 105–15.
- Kass, A. M. "Infectious Diseases at the Boston City Hospital: The First 60 Years." *Clinical Infectious Disease* 17, no. 2 (Aug. 1993): 276–82.
- Katz, R. S. "Influenza 1918–1919: A Further Study in Mortality." *Bulletin of the History of Medicine* 51, no. 4 (winter 1977): 617–19.
- _____. "Influenza 1918–1919: A Study in Mortality." *Bulletin of the History of Medicine* 48, no. 3 (fall 1974): 416–22.
- Katzenellenbogen, J. M. "The 1918 Influenza Epidemic in Mamre." *South African Medical Journal* 74, no. 7 (Oct. 1, 1988), 362–64.
- Keating, Peter. "Vaccine Therapy and the Problem of Opsonins." *Journal of the History of Medicine* 43 (1988), 275–96.
- Keegan, J. J. "The Prevailing Epidemic of Influenza." *JAMA* 71 (Sept. 28, 1918), 1051–52.
- Keeton, Riet, and A. Beulah Cusman. "The Influenza Epidemic in Chicago." *JAMA* 71, no. 24 (Dec. 14, 1918): 2000–2001.

- Kerson, T. S. "Sixty Years Ago: Hospital Social Work in 1918." *Social Work Health Care* 4, no. 3 (spring 1979): 331–43.
- Kilbourne, E. D., M.D. "A History of Influenza Virology." In *Microbe Hunters—Then and Now*, edited by H. Koprowski and M. B. Oldstone, 187–204. Bloomington, Ill.: Medi-Ed Press, 1996.
- _____. "In Pursuit of Influenza: Fort Monmouth to Valhalla (and Back)." *Bioessays* 19, no. 7 (July 1997): 641–50.
- _____. "Pandora's Box and the History of the Respiratory Viruses: A Case Study of Serendipity in Research." *History of the Philosophy of Life Sciences* 14, no. 2 (1992): 299–308.
- King, John. "The Progress of Medical Reform." *Western Medical Reformer* 6, no. 1846: 79–82.
- Kirkpatrick, G. W. "Influenza 1918: A Maine Perspective." *Maine Historical Society Quarterly* 25, no. 3 (1986): 162–77.
- Knight, C. P. "The Activities of the USPHS in Extra-Cantonment Zones, With Special Reference to the Venereal Disease Problem." *Military Surgeon* 44 (Jan. 1919): 41–43.
- Knoll, K. "When the Plague Hit Spokane." *Pacific Northwest Quarterly* 33, no. 1 (1989): 1–7.
- Koen, J. S. "A Practical Method for Field Diagnosis of Swine Diseases." *Journal of Veterinary Medicine* 14 (1919): 468–70.
- Kolmer, John, M.D., "Paper Given at the Philadelphia County Medical Society Meeting, Oct. 23, 1918." *Pennsylvania Medical Journal*, Dec. 1918.
- Krumwiede, Charles, Jr., and Eugenia Valentine. "Determination of the Type of Pneumococcus in the Sputum of Lobar Pneumonia, A Rapid Simple Method." *JAMA* 70 (Feb. 23, 1918): 513–14.
- Kyes, Preston. "The Treatment of Lobar Pneumonia with an Anti-pneumococcus Serum." *Journal of Medical Research* 38 (1918): 495–98.
- Lachman, E. "The German Influenza of 1918–19: Personal Recollections and Review of the German Medical Literature of that Period." *Journal of the Oklahoma State Medical Association* 69, no. 12 (Dec. 1976): 517–20.
- Lamber, Arthur. "Medicine: A Determining Factor in War." *JAMA* 21, no. 24 (June 14, 1919): 1713.

- Langmuir, A. D. "The Territory of Epidemiology: Pentimento." *Journal of Infectious Disease* 155, no. 3 (March 1987): 349–58.
- Langmuir, A. D., et al. "The Thucydides Syndrome: A New Hypothesis for the Cause of the Plague of Athens." *New England Journal of Medicine* 313, no. 16 (Oct. 17, 1985): 1027–30.
- Lautaret, R. L. "Alaska's Greatest Disaster: The 1918 Spanish Influenza Epidemic." *Alaska Journal* 16 (1986): 238–43.
- Lehman, Joseph. "Clinical Notes on the Recent Epidemic of Influenza." *Monthly Bulletin of the Department of Public Health and Charities* (Philadelphia), March 1919.
- Leonard, Stephen, "The 1918 Influenza Epidemic in Denver and Colorado." *Essays and Monographs in Colorado History*, essays no. 9, 1989.
- Levin, M. L. "An Historical Account of 'The Influence.'" *Maryland State Medical Journal* 27, no. 5 (May 1978): 58–62.
- Lewis, Paul A., and Richard E. Shope. "Swine Influenza II. Hemophilic Bacillus from the Respiratory Tract of Infected Swine." *Journal of Infectious Disease* 54, no. 3 (1931): 361–372.
- Lichtenstein, A. M. "The Influenza Epidemic in Cumberland, Md." *Johns Hopkins Nurses Alumni Magazine* 17, no. 4 (Nov. 1918): 224–27.
- Lyons, D., and G. Murphy. "Influenza Causing Sunspots?" *Nature* 344, no. 6261 (March 1, 1990): 10.
- MacCallum, William G. "Pathological Anatomy of Pneumonia Following Influenza." *Johns Hopkins Hospital Reports* 20 fasciculus II (1921): 149–51.
- _____. "The Pathology of Pneumonia in the U.S. Army Camps During the Winter of 1917–18." *Monographs of the Rockefeller Institute for Medical Research* (10), 1919.
- McCann, T. A. "Homeopathy and Influenza." *Journal of the American Institute for Homeopathy*, May 1921.
- McCord, C. P. "The Purple Death: Some Things Remembered About the Influenza Epidemic of 1918 at One Army Camp." *Journal of Occupational Medicine* 8, no. 11 (Nov. 1966): 593–98.
- McCullers, J. A., and K. C. Bartmess. "Role of Neuraminidase in Lethal Synergism Between Influenza Virus and Streptococcus Pneumoniae." *Journal of Infectious Diseases* 187, no. 6 (March 15, 2003): 1000–1009.

- McCullum, C. "Diseases and Dirt: Social Dimensions of Influenza, Cholera, and Syphilis." *Pharos* 55, no. 1 (winter 1992): 22–29.
- Macdiarmid, D. "Influenza 1918." *New Zealand Medical Journal* 97, no. 747 (Jan. 1984): 23.
- McGinnis, J. D. "Carlill v. Carbolic Smoke Ball Company: Influenza, Quackery, and the Unilateral Contract." *Bulletin of Canadian History of Medicine* 5, no. 2 (winter 1988): 121–41.
- MacLachlan, W. W. G., and W. J. Fetter. "Citratd Blood in Treatment of Pneumonia Following Influenza." *JAMA* 71, no. 25 (Dec. 21, 1918): 2053–54.
- MacLeod, Colin. "Theodore Avery, 1877–1955." *Journal of General Microbiology* 17 (1957): 539–49.
- McMichael, A. J. et al. "Declining T-cell Immunity to Influenza, 1977–82." *Lancet* 2, no. 8353 (Oct. 1, 1983): 762–64.
- MacNeal, W. J. "The Influenza Epidemic of 1918 in the AEF in France and England." *Archives of Internal Medicine* 23 (1919).
- McQueen, H. "Spanish 'Flu"—1919: Political, Medical and Social Aspects." *Medical Journal of Australia* 1, no. 18 (May 3, 1975): 565–70.
- Maxwell, William. "A Time to Mourn." *Pen America* 2, no. 4 (2002).
- Mayer, J. L., and D. S. Beardsley. "Varicella-associated Thrombocytopenia: Autoantibodies Against Platelet Surface Glycoprotein V." *Pediatric Research* 40 (1996): 615–19.
- Meiklejohn, G. N. "History of the Commission on Influenza." *Social History of Medicine* 7, no. 1 (April 1994): 59–87.
- Meltzer, Martin, Nancy Cox, and Keiji Fukuda. "Modeling the Economic Impact of Pandemic Influenza in the United States: Implications for Setting Priorities for Intervention." In *Emerging Infectious Diseases*, CDC, 1999, www.cdc.gov/ncidod/eid/vol5no5/meltback.htm.
- Mencken, H. L. "Thomas Henry Huxley 1825–1925." *Baltimore Evening Sun*, May 4, 1925.
- Mills, I. D. "The 1918–19 Influenza Pandemic—The Indian Experience." *Indian Economic and Social History Review* 23 (1986): 1–36.
- Morens, D. M., and R. J. Littman. "'Thucydides Syndrome' Reconsidered: New Thoughts on the 'Plague of Athens.'" *American Journal of Epidemiology* 140, no. 7 (Oct. 1, 1994): 621–28, discussion 629–31.

- Morton, G. "The Pandemic Influenza of 1918." *Canadian Nurse* 69, no. 12 (Dec. 1973): 25–27.
- Mullen, P. C., and M. L. Nelson. "Montanans and 'The Most Peculiar Disease': The Influenza Epidemic and Public Health, 1918–1919." *Montana* 37, no. 2 (1987): 50–61.
- Murphy, Brian R., and Robert G. Webster. "Orthomyxoviruses." In *Fields' Virology*, third edition, Bernard Fields, editor in chief. Philadelphia: Lippincott-Raven, 1996.
- Nicolle, Charles, and Charles LeBailly. "*Recherches experimentales sur la grippe.*" *Annales de l'Institut Pasteur* 33 (1919): 395–402.
- Nutton, Vivian. "Humoralism." In *Companion Encyclopedia to the History of Medicine*, edited by Bynum and Porter. London: Routledge, 1993.
- Nuzum, J. W. et al. "1918 Pandemic Influenza and Pneumonia in a Large Civil Hospital." *Illinois Medical Journal* 150, no. 6 (Dec. 1976): 612–16.
- Osler, William. "The Inner History of Johns Hopkins Hospital." Edited by D. Bates and E. Bensley. *Johns Hopkins Medical Journal* 125 (1969): 184–94.
- "Outbreak of Influenza, Madagascar, July–August 2002." *Weekly Epidemiological Report* (2002): 381–87.
- Oxford, J. S. "The So-Called Great Spanish Influenza Pandemic of 1918 May Have Originated in France in 1916." In *The Origin and Control of Pandemic Influenza*. Philosophical Transactions of the Royal Society 356, no. 1416 (Dec. 2001).
- Palmer, E., and G. W. Rice. "A Japanese Physician's Response to Pandemic Influenza: Ijiro Gomibuchi and the 'Spanish Flu' in Yaita-Cho, 1918–1919." *Bulletin of the History of Medicine* 66, no. 4 (winter 1992): 560–77.
- Pandit, C. G. "Communicable Diseases in Twentieth-Century India." *American Journal of Tropical Medicine and Hygiene* 19, no. 3 (May 1970): 375–82.
- Pankhurst, R. "The Great Ethiopian Influenza (Ye Hedar Beshita) Epidemic of 1918." *Ethiopian Medical Journal* 27, no. 4 (Oct. 1989): 235–42.
- _____. "A Historical Note on Influenza in Ethiopia." *Medical History* 21, no. 2 (April 1977): 195–200.

- Park, William H. "Anti-influenza Vaccine as Prophylactic." *New York Medical Journal* 108, no. 15 (Oct. 12, 1918).
- Park, William H. et al. "Introduction." *Journal of Immunology* 6, Jan. 1921: 2–8.
- Patterson, K. D., and G. F. Pyle. "The Diffusion of Influenza in Sub-Saharan Africa During the 1918–1919 Pandemic." *Social Science and Medicine* 17, no. 17 (1983): 1299–1307.
- _____. "The Geography and Mortality of the 1918 Influenza Pandemic." *Bulletin of the History of Medicine* 65, no. 1 (spring 1991): 4–21.
- Pennisi, E. "First Genes Isolated from the Deadly 1918 Flu Virus." *Science* 275, no. 5307 (March 21, 1997): 1739.
- Persico, Joe. "The Great Spanish Flu Epidemic of 1918." *American Heritage* 27 (June 1976): 28–31, 80–85.
- Polson, A. "Purification and Aggregation of Influenza Virus by Precipitation with Polyethylene Glycol." *Prep Biochemistry* 23, nos. 1–2 (Feb.–May 1993, originally published 1974): 207–25.
- Porter, Katherine Anne. "Pale Horse, Pale Rider." *The Collected Stories of Katherine Anne Porter*. New York: Harcourt, 1965, 304–317.
- Pusey, William Allen, M.D. "Handling of the Venereal Problem in the U.S. Army in Present Crisis." *JAMA* 71, no. 13 (Sept. 28, 1918): 1017–19.
- Raff, M. J., P. A. Barnwell, and J. C. Melo. "Swine Influenza: History and Recommendations for Vaccination." *Journal of the Kentucky Medical Association* 74, no. 11 (Nov. 1976): 543–48.
- Ranger, T. "The Influenza Pandemic in Southern Rhodesia: a Crisis of Comprehension." In *Imperial Medicine and Indigenous Societies*, edited by D. Arnold, 172–88. Manchester, England, and New York: Manchester University Press, 1988.
- Ravenholt, R. T., and W. H. Foegen. "1918 Influenza, Encephalitis Lethargica, Parkinsonism." *Lancet* 2, no. 8303 (Oct. 16, 1982): 860–64.
- Redden, W. R., and L. W. McQuire. "The Use of Convalescent Human Serum in Influenza Pneumonia." *JAMA* 71, no. 16 (Oct. 19, 1918): 1311–12.
- "Review of *Offensive Fighting* by Major Donald McRae." *Military Surgeon* 43 (Feb. 1919).
- Rice, G. "Christchurch in the 1918 Influenza Epidemic: A Preliminary Study." *New Zealand Journal of History* 13 (1979): 109–37.

- Richmond, Phyllis Allen. "American Attitudes Toward the Germ Theory of Disease, 1860–1880." *Journal of the History of Medicine and Allied Sciences* 9 (1954): 428–54.
- _____. "Some Variant Theories in Opposition to the Germ Theory of Disease." *Journal of the History of Medicine and Allied Sciences* 9 (1954): 290–303.
- Rivers, Thomas. "The Biological and the Serological Reactions of Influenza Bacilli Producing Meningitis." *Journal of Experimental Medicine* 34, no. 5 (Nov. 1, 1921): 477–94.
- _____. "Influenzal Meningitis." *American Journal of Diseases of Children* 24 (Aug. 1922): 102–24.
- Rivers, Thomas, and Stanhope Bayne-Jones. "Influenza-like Bacilli Isolated from Cats." *Journal of Experimental Medicine* 37, no. 2 (Feb. 1, 1923): 131–38.
- Roberts, R. S. "A Consideration of the Nature of the English Sweating Sickness." *Medical History* 9, no. 4 (Oct. 1965): 385–89.
- Robinson, K. R. "The Role of Nursing in the Influenza Epidemic of 1918–1919." *Nursing Forum* 25, no. 2 (1990): 19–26.
- Rockafellar, N. "'In Gauze We Trust': Public Health and Spanish Influenza on the Home Front, Seattle, 1918–1919." *Pacific Northwest Quarterly* 77, no. 3 (1986): 104–13.
- Rogers, F. B. "The Influenza Pandemic of 1918–1919 in the Perspective of a Half Century." *American Journal of Public Health and Nations Health* 58, no. 12 (Dec. 1968): 2192–94.
- Rosenberg, Charles. "The Therapeutic Revolution." In *Explaining Epidemics and Other Studies in the History of Medicine*. Cambridge, England, and New York: Cambridge University Press, 1992.
- _____. "Toward an Ecology of Knowledge." In *The Organization of Knowledge in Modern America, 1860–1920*. Edited by A. Oleson and J. Voss. Baltimore: Johns Hopkins University Press, 1979.
- Rosenberg, K. D. "Swine Flu: Play It Again, Uncle Sam." *Health/PAC Bulletin* 73 (Nov.–Dec. 1976): 1–6, 10–20.
- Ross, Katherine. "Battling the Flu." *American Red Cross Magazine* (Jan. 1919): 11–15.
- Sage, M. W. "Pittsburgh Plague—1918: An Oral History." *Home Health Nurse* 13, no. 1 (Jan.–Feb. 1995): 49–54.

- Salk, J. "The Restless Spirit of Thomas Francis, Jr., Still Lives: The Unsolved Problems of Recurrent Influenza Epidemics." *Archives of Environmental Health* 21, no. 3 (Sept. 1970): 273–75.
- Sartwell, P. E. "The Contributions of Wade Hampton Frost." *American Journal of Epidemiology* 104, no. 4 (Oct. 1976): 386–91.
- Sattenspiel, L., and D. A. Herring. "Structured Epidemic Models and the Spread of Influenza in the Central Canadian Subarctic." *Human Biology* 70, no. 1 (Feb. 1998): 91–115.
- Scott, K. A. "Plague on the Homefront: Arkansas and the Great Influenza Epidemic of 1918." *Arkansas Historical Quarterly* 47, no. 4 (1988): 311–44.
- Shope, Richard E. "Influenza: History, Epidemiology, and Speculation." *Public Health Reports* 73, no. 165 (1958).
- _____. "Swine Influenza I. Experimental Transmission and Pathology." *Journal of Infectious Disease* 54, no. 3 (1931): 349–60.
- _____. "Swine Influenza III. Filtration Experiments and Etiology." *Journal of Infectious Disease* 54, no. 3 (1931): 373–390.
- Shortt, S. E. D. "Physicians, Science, and Status: Issues in the Professionalization of Anglo-American Medicine in the 19th Century." *Medical History* 27 (1983): 53–68.
- Shryock, Richard. "Women in American Medicine." *Journal of the American Medical Women's Association* 5 (Sept. 1950): 371.
- Simon, Harvey, and Martin Swartz. "Pulmonary Infections." In *Scientific American's Medicine*, edited by Edward Rubinstein and Daniel Feldman, chapter 20. New York: Scientific American, 1994.
- Smith, F. B. "The Russian Influenza in the United Kingdom, 1889–1894." *Social History of Medicine* 8, no. 1 (April 1995): 55–73.
- Snape, W. J., and E. L. Wolfe. "Influenza Epidemic. Popular Reaction in Camden 1918–1919." *New Jersey Medicine* 84, no. 3 (March 1987): 173–76.
- Soper, George, M.D. "Epidemic After Wars." *JAMA* 72, no. 14 (April 5, 1919): 988–90.
- _____. "The Influenza-Pneumonia Pandemic in the American Army Camps, September and October 1918." *Science*, Nov. 8, 1918.
- Springer, J. K. "1918 Flu Epidemic in Hartford, Connecticut." *Connecticut Medicine* 55, no. 1 (Jan. 1991): 43–47.

- Starr, Isaac. "Influenza in 1918: Recollections of the Epidemic in Philadelphia." *Annals of Internal Medicine* 85 (1976): 516–18.
- Stephenson, J. "Flu on Ice." *JAMA* 279, no. 9 (March 4, 1998): 644.
- Strauss, Ellen G., James H. Strauss, and Arnold J. Levine. "Viral Evolution." In *Fields' Virology*, Bernard Fields, editor in chief. Philadelphia: Lippincott-Raven, 1996.
- Stuart-Harris, C. H. "Pandemic Influenza: An Unresolved Problem in Prevention." *Journal of Infectious Disease* 122, no. 1 (July–Aug. 1970): 108–15.
- Sturdy, Steve. "War as Experiment: Physiology, Innovation and Administration in Britain, 1914–1918: The Case of Chemical Warfare." In *War, Medicine and Modernity*, edited by Roger Cooter, Mark Harrison, and Steve Sturdy. Stroud: Sutton, 1998.
- "Sure Cures for Influenza." *Public Health Reports* 91, no. 4 (July–Aug. 1976): 378–80.
- Symmers, Douglas, M.D. "Pathologic Similarity Between Pneumonia of Bubonic Plague and of Pandemic Influenza." *JAMA* 71, no. 18 (Nov. 2, 1918): 1482–83.
- Taksa, Lucy. "The Masked Disease: Oral History, Memory, and the Influenza Pandemic." In *Memory and History in Twentieth Century Australia*, edited by Kate Darian-Smith and Paula Hamilton. Melbourne, Australia: Oxford Press, 1994.
- Taubenberger, J. K. "Seeking the 1918 Spanish Influenza Virus." *ASM News* 65, no. 7, (July 1999).
- Taubenberger, J. K. et al. "Initial Genetic Characterization of the 1918 'Spanish' Influenza Virus." *Science* 275, no. 5307 (March 21, 1997): 1793–96.
- Terris, Milton. "Hermann Biggs' Contribution to the Modern Concept of the Health Center." *Bulletin of the History of Medicine* 20 (Oct. 1946): 387–412.
- Thayer, W. S. "Discussion of Influenza," *Proceedings of the Royal Society of Medicine* 12, part 1 (Nov. 13, 1918).
- Thomson, J. B. "The 1918 Influenza Epidemic in Nashville." *Journal of the Tennessee Medical Association* 71, no. 4 (April 1978): 261–70.
- Tomes, Nancy. "American Attitudes Toward the Germ Theory of Disease: The Richmond Thesis Revisited." *Journal of the History of Medicine and Allied Sciences* 52, no. 1 (Jan. 1997): 17–50.

- Tomes, Nancy, and Warner John Harley. "Introduction—Rethinking the Reception of the Germ Theory of Disease: Comparative Perspectives." *Journal of the History of Medicine and Allied Sciences* 52, no. 1 (Jan. 1997): 7–16.
- Tomkins, S. M. "The Failure of Expertise: Public Health Policy in Britain During the 1918–19 Influenza Epidemic." *Social History of Medicine* 5, no. 3 (Dec. 1992): 435–54.
- Turner, R. Steven et al. "The Growth of Professorial Research in Prussia—1818–1848, Causes and Context." *Historical Studies in the Physical Sciences* 3 (1972): 137–182.
- Van Helvoort, T. "A Bacteriological Paradigm in Influenza Research in the First Half of the Twentieth Century." *History and Philosophy of the Life Sciences* 15, no. 1 (1993): 3–21.
- Wallack, G. "The Waterbury Influenza Epidemic of 1918/1919." *Connecticut Medicine* 41, no. 6 (June 1977): 349–51.
- Walters, J. H. "Influenza 1918: The Contemporary Perspective." *Bulletin of the New York Academy of Medicine* 54, no. 9 (Oct. 1978): 855–64.
- Ware, Lorraine, and Michael Matthay. "The Acute Respiratory Distress Syndrome." *New England Journal of Medicine* 342, no. 18 (May 4, 2000): 1334–49.
- Warner, John Harley. "The Fall and Rise of Professional Mystery." In *The Laboratory Revolution in Medicine*, edited by Andrew Cunningham and Perry Williams. Cambridge, England: Cambridge University Press, 1992.
- "War Reports from the Influenza Front." *Literary Digest* 60 (Feb. 22, 1919).
- Wasserman, I. M. "The Impact of Epidemic, War, Prohibition and Media on Suicide: United States, 1910–1920." *Suicide and Life Threatening Behavior* 22, no. 2 (summer 1992): 240–54.
- Waters, Charles, and Bloomfield, Al. "The Correlation of X-ray Findings and Physical Signs in the Chest in Uncomplicated Influenza." *Johns Hopkins Hospital Bulletin* 30 (1919): 268–70.
- Webb, G. F. "A Silent Bomb: The Risk of Anthrax as Weapon of Mass Destruction." *Proceedings of the National Academy of Sciences* 100 (2003): 4355–61.
- Wein, L. M., D. L. Craft, and E. H. Kaplan. "Emergency Response to an Anthrax Attack." *Proceedings of the National Academy of Sciences* 100

- (2003): 4346–51.
- Weinstein, Edward. “Woodrow Wilson’s Neurological Illness.” *Journal of American History* 57 (1970–71): 324–51.
- Weinstein, L. “Influenza—1918, A Revisit?” *New England Journal of Medicine* 294, no. 19 (May 1976): 1058–60.
- Wetmore, F. H. “Treatment of Influenza.” *Canadian Medical Association Journal* 145, no. 5 (Sept. 1991, originally published 1919): 482–85.
- Whipple, George. “Current Comment, Vaccines in Influenza.” *JAMA* 71, no. 16 (Oct. 19, 1918).
- White, K. A. “Pittsburgh in the Great Epidemic of 1918.” *West Pennsylvania History Magazine* 68, no. 3 (1985): 221–42.
- “WHO Influenza Surveillance.” *Weekly Epidemiological Record* 71, no. 47 (Nov. 22, 1996): 353–57.
- Wilkinson, L., and A. P. Waterson. “The Development of the Virus Concept as Reflected in Corpora of Studies on Individual Pathogens, 2: The Agent of Fowl Plague—A Model Virus.” *Medical History* 19, no. 1 (Jan. 1975): 52–72.
- “Will the Flu Return?” *Literary Digest* (Oct. 11, 1919).
- Wilton, P. “Spanish Flu Outdid WWI in Number of Lives Claimed.” *Canadian Medical Association Journal* 148, no. 11 (June 1, 1993): 2036–37.
- Winslow, Charles-Edward. “The Untilled Fields of Public Health.” *Science* 51, (Jan. 9, 1920): 30.
- Wise, John C. “The Medical Reserve Corps of the U.S. Navy.” *Military Surgeon* 43 (July 1918): 68.
- Wooley, Paul. “Epidemic of Influenza at Camp Devens, Mass.” *Journal of Laboratory and Clinical Medicine* 4 (1919).
- Wright, P., et al. “Maternal Influenza, Obstetric Complications, and Schizophrenia.” *American Journal of Psychiatry* 152, no. 12 (Dec. 1995): 1714–20.
- Yankauer, A. “Influenza: Some Swinish Reflections.” *American Journal of Public Health* 66, no. 9 (Sept. 1976): 839–41.

BOOKS AND PAMPHLETS

- Ackerknecht, Erwin. *Medicine at the Paris Hospital, 1794–1848*.
Baltimore: Johns Hopkins University Press, 1967.
- American Red Cross. “A History of Helping Others.” 1989.

- Andrewes, C. H. *Biological Memoirs: Richard E. Shope*. Washington, D.C.: National Academy of Sciences Press, 1979.
- Baruch, Bernard. *Baruch: The Public Years*. New York: Holt Rinehart, 1960.
- Benison, Saul. *Tom Rivers: Reflections on a Life in Medicine and Science: An Oral History Memoir*. Cambridge, Mass.: MIT Press, 1967.
- Berliner, Howard. *A System of Scientific Medicine: Philanthropic Foundations in the Flexner Era*. New York: Tavistock, 1985.
- Beveridge, W. I. B. *Influenza: The Last Great Plague: An Unfinished Story of Discovery*. New York: Prodist, 1977.
- Bledstein, Burton J. *The Culture of Professionalism: The Middle Class and the Development of Higher Education in America*. New York: Norton, 1976.
- Bliss, Michael. *William Osler: A Life in Medicine*. Oxford and New York: Oxford University Press, 1999.
- Bonner, Thomas. *American Doctors and German Universities: A Chapter in International Intellectual Relations, 1870–1914*. Lincoln: University of Nebraska Press, 1963.
- _____. *The Kansas Doctor*. Lawrence: University of Kansas Press, 1959.
- Brock, Thomas. *Robert Koch: A Life in Medicine*. Madison, Wisc.: Science Tech Publishers, 1988.
- Brown, E. Richard. *Rockefeller's Medicine Men*. Berkeley: University of California, 1979.
- Brown, Ezra, ed. *This Fabulous Century: The Roaring Twenties 1920–1930*. Alexandria, Va.: Time-Life Books, 1985.
- Bulloch, W. *The History of Bacteriology*. London: Oxford University Press, 1938.
- Burnet, F. M., and Ellen Clark. *Influenza: A Survey of the Last Fifty Years*. Melbourne: Macmillan, 1942.
- Cannon, Walter. *The Way of an Investigator*. New York: Norton, 1945.
- Cassedy, James. *Charles V. Chapin and the Public Health Movement*. Cambridge, Mass.: Harvard University Press, 1962.
- _____. *Medicine in America: A Short History*. Baltimore, Md.: Johns Hopkins University Press, 1991.
- Chase, Marilyn. *The Barbary Plague*. New York: Random House, 2003.
- Chesney, Alan. *The Johns Hopkins Hospital and the Johns Hopkins University School of Medicine*. Baltimore, Md.: Johns Hopkins

- University Press, 1943.
- Clark, P. F. *Pioneer Microbiologists in America*. Madison: University of Wisconsin Press, 1961.
- Cliff, A. D., J. K. Ord, and P. Haggett. *Spatial Aspects of Influenza Epidemics*. London: Pion Ltd., 1986.
- Coleman, William, and Frederic Holmes, eds. *The Investigative Enterprise: Experimental Physiology in Nineteenth Century Medicine*. Berkeley: University of California Press, 1988.
- Collier, R. *The Plague of the Spanish Lady: The Influenza Pandemic of 1918–1919*. New York: Atheneum, 1974.
- Collins, Selwyn et al. *Mortality from Influenza and Pneumonia in 50 Largest Cities of the United States 1910–1929*. Washington, D.C.: U.S. Government Printing Office, 1930.
- Corner, George A. *A History of the Rockefeller Institute: 1901–1953, Origins and Growth*. New York: Rockefeller Institute Press, 1964.
- Creighton, Charles. *A History of Epidemics in Britain*. London: Cambridge University Press, 1894.
- Crile, George. *George Crile, An Autobiography*. Philadelphia: Lippincott, 1947.
- Crookshank, F. G. *Influenza: Essays by Several Authors*. London: Heinemann, 1922.
- Crosby, Alfred W. *America's Forgotten Pandemic: The Influenza of 1918*. Cambridge, England, and New York: Cambridge University Press, 1989.
- Cunningham, Andrew, and Perry Williams, eds. *The Laboratory Revolution in Medicine*. Cambridge, England: Cambridge University Press, 1992.
- Cushing, Harvey. *A Surgeon's Journal 1915–18*. Boston: Little Brown, 1934.
- Cushing, John, and Arthur Stone, eds. *Vermont and the World War, 1917–1919*. Burlington, Vt.: published by act of legislature, 1928.
- Davis, Allen, and Mark Haller, eds. *The Peoples of Philadelphia: A History of Ethnic Groups and Lower-Class Life, 1790–1940*. Philadelphia: Temple University Press, 1973.
- Davis, Kingsley. *The Population of India and Pakistan*. Princeton, N.J.: Princeton University Press, 1951.

- De Kruif, Paul. *Microbe Hunters*. New York: Harcourt, Brace and Company, 1939.
- _____. *The Sweeping Wind, A Memoir*. New York: Harcourt, Brace & World, 1962.
- Dechmann, Louis. *Spanish Influenza (Pan-asthenia): Its Cause and Cure*. Seattle, Wash.: The Washington Printing Company, 1919.
- Dewey, John. *Characters and Events: Popular Essays in Social and Political Philosophy*. New York: Henry Holt, 1929.
- Dock, Lavinia et al. *History of American Red Cross Nursing*. New York: Macmillan, 1922.
- Dorland's Illustrated Medical Dictionary*, 28th ed. Philadelphia: W.B. Saunders and Company, 1994.
- Dubos, René. *The Professor, the Institute, and DNA*. New York: Rockefeller University Press, 1976.
- Duffy, John. *Epidemics in Colonial America*. Baton Rouge: Louisiana State University Press, 1953.
- _____. *A History of Public Health in New York City 1866–1966*. New York: Russell Sage Foundation, 1974.
- Eisenhower, John, and Joanne Eisenhower. *Yanks: The Epic Story of the American Army in World War I*. New York: Free Press, 2001.
- Fee, Elizabeth. *Disease and Discovery: A History of the Johns Hopkins School of Hygiene and Public Health, 1916–1939*. Baltimore, Md.: Johns Hopkins University Press, 1987.
- Fields, Bernard, editor in chief. *Fields' Virology*, third edition. Philadelphia: Lippincott-Raven, 1996.
- Finkler, Dittmar. *Influenza in Twentieth Century Practice*, v. 15. London: Sampson Low, 1898.
- Fishbein, Morris, M.D. *A History of the American Medical Association, 1847 to 1947*. Philadelphia: W.B. Saunders & Co., 1947.
- Fitzgerald, F. Scott. *This Side of Paradise*. New York: Scribner's, 1920.
- Fleming, Donald. *William Welch and the Rise of American Medicine*. Boston: Little, Brown, 1954.
- Flexner, James Thomas. *An American Saga: The Story of Helen Thomas and Simon Flexner*. Boston: Little, Brown, 1984.
- Flexner, Simon, and James Thomas Flexner. *William Henry Welch and the Heroic Age of American Medicine*. New York: Viking, 1941.

- Foucault, Michel. *The Birth of the Clinic: An Archaeology of Medical Perception*. New York: Vintage Books, 1976.
- Fox, R., and G. Weisz, eds. *The Organization of Science and Technology in France, 1808–1914*. Cambridge, England, and New York: Cambridge University Press, 1980.
- Fulton, John. *Harvey Cushing*. Springfield, Ill.: Chas. Thomas, 1946.
- Fye, W. Bruce. *The Development of American Physiology: Scientific Medicine in the Nineteenth Century*. Baltimore: Johns Hopkins University Press, 1987.
- Garrison, F. H. *John Shaw Billings: A Memoir*. New York: Putnam, 1915.
- Geison, Gerald, ed. *Physiology in the American Context. 1850–1940*. Bethesda, Md.: Williams and Wilkins, 1987.
- George, Lloyd. *Memoirs of the Peace Conference*. New Haven: Yale University Press, 1939.
- Gibson, John M. *Physician to the World: The Life of General William C. Gorgas*. Tuscaloosa: University of Alabama Press, 1989.
- Goethe, Johann Wolfgang. *Faust, Part One*. New York: Penguin Classics, 1949.
- Gordon, Richard, M.D. *Great Medical Disasters*. New York: Stein & Day, 1983.
- Grayson, Cary. *Woodrow Wilson: An Intimate Memoir*. New York: Holt, Rinehart, & Winston, 1960.
- Harries, Meirion, and Susie Harries. *The Last Days of Innocence: America at War, 1917–1918*. New York: Random House, 1997.
- Hausler, William Jr., Max Sussman, and Leslie Collier. *Microbiology and Microbial Infections, v. 3, Bacterial Infections*. New York: Oxford University Press, 1998.
- Hawley, Ellis. *The Great War and the Search for a Modern Order: A History of the American People and Their Institutions, 1917–1933*. New York: St. Martin's Press, 1979.
- Hertzler, Arthur E. *The Horse and Buggy Doctor*. New York: Harper & Brothers, 1938.
- Hirsch, August. *Handbook of Geographical Historical Pathology*. London: New Sydenham Society, 1883.
- Hirst, L. Fabian. *The Conquest of Plague: A Study of the Evolution of Epidemiology*. London: Oxford University Press, 1953.
- Hoehling, Adolph A. *The Great Epidemic*. Boston: Little, Brown, 1961.

- Hoover, Herbert. *America's First Crusade*. New York: Scribner's, 1942.
- Hoover, Irwin H. *Forty-two Years in the White House*. New York: Houghton Mifflin, 1934.
- Hope-Simpson, R. E. *The Transmission of Epidemic Influenza*. New York: Plenum Press, 1992.
- Ireland, Merritt W., ed. *Medical Department of the United States Army in the World War*, v. 9, *Communicable Diseases*. Washington, D.C.: U.S. Army, 1928.
- _____. *Medical Department of the United States Army in the World War*, v. 12, *Pathology of the Acute Respiratory Diseases, and of Gas Gangrene Following War Wounds*. Washington, D.C.: U.S. Army, 1929.
- Jensen, Joan. *The Price of Vigilance*. New York: Rand McNally, 1968.
- Johnson, Richard T., M.D. *Viral Infections of the Nervous System*, 2nd ed. Philadelphia: Lippincott-Raven, 1998.
- Jordan, Edwin O. *Epidemic Influenza*. Chicago: American Medical Association, 1927.
- Judson, Horace. *The Eighth Day of Creation: The Makers of the Revolution in Biology*. New York: Simon & Schuster, 1979.
- Kansas and Kansans*. Chicago: Lewis Publishing Co., 1919.
- Kennedy, David. *Over Here: The First World War and American Society*. New York: Oxford University Press, 1980.
- Keynes, John Maynard. *Economic Consequences of the Peace*. New York: Harcourt, Brace and Howe, 1920.
- Kilbourne, E. D., M.D. *Influenza*. New York: Plenum Medical, 1987.
- Layton, Edwin. *The Revolt of the Engineers: Social Responsibility and the American Engineering Profession*. Cleveland: Press of Case Western Reserve University, 1971.
- Lereboullet, Pierre. *La grippe, clinique, prophylaxie, traitement*. Paris: 1926.
- L'Etang, Hugh. *The Pathology of Leadership*. New York: Hawthorn Books, 1970.
- Luckingham, B. *Epidemic in the Southwest, 1918–1919*. El Paso: Texas Western Press, 1984.
- Ludmerer, Kenneth M. *Learning to Heal: The Development of American Medical Education*. New York: Basic Books, 1985.
- McAdoo, William. *Crowded Years*. Boston and New York: Houghton Mifflin Company, 1931.

- MacCallum, William G. *William Stewart Halsted*. Baltimore, Md.: Johns Hopkins University Press, 1930.
- McCullough, David. *The Path Between the Seas: The Creation of the Panama Canal 1870–1914*. New York: Simon & Schuster, 1977.
- Macmillan, Margaret. *Paris 1919, Six Months That Changed the World*. New York: Random House, 2002.
- McNeill, William. *Plagues and Peoples*. New York: Anchor Press/Doubleday, 1976.
- McRae, Major Donald. *Offensive Fighting*. Philadelphia: J.B. Lippincott, 1918.
- Magner, Lois. *A History of Medicine*. New York: M. Dekker, 1992.
- Mahy, Brian W. J., and Leslie Collier. *Microbiology and Microbial Infections*, v. 1, *Virology*. New York: Oxford University Press, 1998.
- Martin, Franklin B. *Fifty Years of Medicine and Surgery*. Chicago: Surgical Publishing Company, 1934.
- Marx, Rudolph. *The Health of the Presidents*. New York: Putnam, 1961.
- Murray, Robert. *Red Scare: A Study in National Hysteria*. Minneapolis: University of Minnesota Press, 1955.
- Nasar, Sylvia. *A Beautiful Mind*. New York: Simon & Schuster, 1998.
- Nobelstifelsen. *Nobel, The Man, and His Prizes*. New York: Elsevier, 1962.
- Noyes, William Raymond. *Influenza Epidemic 1918–1919: A Misplaced Chapter in United States Social and Institutional History*. Ann Arbor, Mich.: University Microfilms, 1971, c1969.
- Nuland, Sherwin. *How We Die*. New York: Vintage, 1993.
- Oliver, Wade. *The Man Who Lived for Tomorrow: A Biography of William Hallock Park, M.D.* New York: E. P. Dutton, 1941.
- Osborn, June. E. *Influenza in America, 1918–1976: History, Science and Politics*. New York: Prodist, 1977.
- Osler, William. *Osler's Textbook Revisited*, edited by A. McGehee Harvey and Victor A. McKusick. New York: Appleton Century Crofts, 1967.
- Packard, Francis, M.D. *History of Medicine in the United States*. New York: Hafner, 1963.
- Papers Relating to the Foreign Relations of the United States: The Paris Peace Conference*, v. 11. Washington, D.C.: Government Printing Office, 1942–1947.

- Parish, H. J. *A History of Immunization*. Edinburgh: Livingstone, 1965.
- Park, William H. *Collected Reprints of Dr. William H. Park*, v. 3, 1910–1920. City of New York.
- Park, William H., and Anna Williams. *Pathogenic Microorganisms*. Philadelphia: Lea & Febiger, 1939.
- Patterson, Archibald. *Personal Recollections of Woodrow Wilson*. Richmond, Va.: Whittet & Shepperson, 1929.
- Patterson, K. D. *Pandemic Influenza, 1700–1900: A Study in Historical Epidemiology*. Totowa, N.J.: Rowan & Littlefield, 1986.
- Peabody, F. W., G. Draper, and A. R. Dochez. *A Clinical Study of Acute Poliomyelitis*. New York: The Rockefeller Institute for Medical Research, 1912.
- Pettigrew, E. *The Silent Enemy: Canada and the Deadly Flu of 1918*. Saskatoon, Sask.: Western Producer Prairie Books, 1983.
- Porter, Roy. *The Greatest Benefit to Mankind: A Medical History of Humanity*. New York: Norton, 1998.
- Pyle, Gerald F. *The Diffusion of Influenza: Patterns and Paradigms*. Totowa, N.J.: Rowman & Littlefield, 1986.
- Ravenel, Mayzyk, ed. *A Half Century of Public Health*. New York: American Public Health Association, 1921.
- Rice, G. *Black November: The 1918 Influenza Epidemic in New Zealand*. Wellington, New Zealand: Allen & Unwin, 1988.
- Richman, Douglas, Richard Whitley, and Frederick Hayden, eds. *Clinical Virology*. New York: Churchill Livingstone, 1997.
- Robertson, John Dill. “Report of An Epidemic of Influenza in Chicago Occurring During the Fall of 1918.” City of Chicago.
- Roosevelt, Eleanor. *This Is My Story*. New York, London: Harper & Brothers, 1937.
- Rosenberg, Charles. *The Cholera Years: The United States in 1832, 1849, and 1866*. Chicago: University of Chicago Press, 1962.
- _____. *Explaining Epidemics and Other Studies in the History of Medicine*. Cambridge and New York: Cambridge University Press, 1992.
- Rosenberg, Steven, and John Barry. *The Transformed Cell: Unlocking the Secrets of Cancer*. New York: Putnam, 1992.
- Rosenkrantz, Barbara Gutmann. *Public Health and the State: Changing Views in Massachusetts, 1842–1936*. Cambridge, Mass: Harvard

- University Press, 1972.
- Rubenstein, Edward, and Daniel Feldman. *Scientific American Medicine*. New York: Scientific American, 1995.
- Sabin, Florence. *Franklin Paine Mall: The Story of a Mind*. Baltimore: Johns Hopkins University Press, 1934.
- St. John, Robert. *This Was My World*. Garden City, N.Y.: Doubleday, 1953.
- Schlesinger, Arthur. *The Age of Roosevelt*, v. 1, *Crisis of the Old Order 1919–1933*. Boston: Houghton Mifflin, 1957.
- Sentz, Lilli, ed. *Medical History in Buffalo, 1846–1996, Collected Essays*. Buffalo: State University of New York at Buffalo, 1996.
- Shryock, Richard. *American Medical Research Past and Present*. New York: Commonwealth Fund, 1947.
- _____. *The Development of Modern Medicine*, 2nd ed. New York: Knopf, 1947.
- _____. *The Unique Influence of the Johns Hopkins University on American Medicine*. Copenhagen: Ejnar Munksgaard Ltd., 1953.
- Silverstein, Arthur. *Pure Politics and Impure Science: The Swine Flu Affair*. Baltimore, Md.: Johns Hopkins University Press, 1981.
- Simon Flexner Memorial Pamphlet. New York: Rockefeller Institute for Medical Research, 1946.
- Smith, Elbert. *When the Cheering Stopped: The Last Years of Woodrow Wilson*. New York: Morrow, 1964.
- Starr, Paul. *The Social Transformation of American Medicine*. New York: Basic Books, 1982.
- Steele, Richard W. *Free Speech in the Good War*. New York: St. Martin's Press, 1999.
- Stent, Gunther. Introduction to *The Double Helix: A Norton Critical Edition*, by James Watson, edited by Gunther Stent. New York: Norton, 1980.
- Sternberg, Martha. *George Sternberg: A Biography*. Chicago: American Medical Association, 1925.
- Thompson, E. Symes. *Influenza*. London: Percival & Co., 1890.
- Thomson, David, and Robert Thomson. *Annals of the Pickett-Thomson Research Laboratory*, vols. 9 and 10, *Influenza*. Baltimore: Williams and Wilkens, 1934.

- U. S. Census Bureau. *Mortality Statistics 1919*. Washington, D.C.: General Printing Office.
- U.S. Congress, Senate Committee on Appropriations. "Influenza in Alaska." Washington, D.C.: Government Printing Office, 1919.
- Van Hartesveldt, Fred R., ed. *The 1918–1919 Pandemic of Influenza: The Urban Impact in the Western World*. Lewiston, N.Y.: E. Mellen Press, 1992.
- Vaughan, Victor A. *A Doctor's Memories*. Indianapolis: Bobbs-Merrill, 1926.
- Vaughn, Stephen. *Holding Fast the Inner Lines: Democracy, Nationalism, and the Committee on Public Information*. Chapel Hill: University of North Carolina Press, 1980.
- Vogel, Morris, and Charles Rosenberg, eds. *The Therapeutic Revolution: Essays on the Social History of American Medicine*. Philadelphia: University of Pennsylvania Press, 1979.
- Wade, Wyn Craig. *The Fiery Cross: The Ku Klux Klan in America*. New York: Simon & Schuster, 1987.
- Walter, Richard. *S. Weir Mitchell, M.D., Neurologist: A Medical Biography*. Springfield, Ill: Chas. Thomas, 1970.
- Walworth, Arthur. *Woodrow Wilson*. Boston: Houghton Mifflin, 1965.
- Warner, John Harley. *Against the Spirit of System: The French Impulse in Nineteenth-Century American Medicine*. Princeton, N.J.: Princeton University Press, 1998.
- Watson, James. *The Double Helix: A Norton Critical Edition*, edited by Gunther Stent. New York: Norton, 1980.
- Weigley, Russell, ed. *Philadelphia: A 300 Year History*. New York: Norton, 1982.
- Wilson, Edith. *My Memoir*. Indianapolis and New York: Bobbs-Merrill, 1939.
- Wilson, Joan Hoff. *Herbert Hoover: Forgotten Progressive*. Boston: Little Brown, 1974.
- Winslow, Charles-Edward Amory, *The Conquest of Epidemic Disease: A Chapter in the History of Ideas*. Princeton: Princeton University Press, 1943.
- _____. *The Evolution and Significance of the Modern Public Health Campaign*. New Haven: Yale University Press, 1923.
- _____. *Life of Hermann M. Biggs*, Philadelphia: Lea & Febiger, 1929.

- Winternitz, Milton Charles. *The Pathology of Influenza*. New Haven: Yale University Press, 1920.
- Young, James Harvey. *The Medical Messiahs: A Social History of Health Quackery in Twentieth Century America*. Princeton, N.J.: Princeton University Press, 1967.
- _____. *The Toadstool Millionaires: A Social History of Patent Medicines in America before Federal Regulation*. Princeton, N.J.: Princeton University Press, 1961.
- Zinsser, Hans. *As I Remember Him: The Biography of R. S. Gloucester, Mass.:* Peter Smith, 1970.
- _____. *Rats, Lice, and History*. New York: Black Dog & Leventhal, 1963.

UNPUBLISHED MATERIALS

- Allen, Phyllis. "Americans and the Germ Theory of Disease." Ph.D. diss., University of Pennsylvania, 1949.
- Anderson, Jeffrey. "Influenza in Philadelphia, 1918." MA thesis, Rutgers University, Camden, 1998.
- Fanning, Patricia J. "Disease and the Politics of Community: Norwood and the Great Flu Epidemic of 1918." Ph.D. diss., Boston College, 1995.
- "Influenza 1918." *The American Experience*, Boston, Mass.: WGBH, 1998.
- Ott, Katherine. "The Intellectual Origins and Cultural Form of Tuberculosis in the United States, 1870–1925." Ph.D. diss., Temple University, 1990.
- Parsons, W. David, M.D. "The Spanish Lady and the Newfoundland Regiment." Paper presented at Newfoundland and the Great War Conference, Nov. 11, 1998.
- Pettit, Dorothy Ann. "A Cruel Wind: America Experiences the Pandemic Influenza, 1918–1920, A Social History." Ph.D. diss., University of New Hampshire, 1976.
- Smith, Soledad Mujica. "Nursing as Social Responsibility: Implications for Democracy from the Life Perspective of Lavinia Lloyd Dock (1858–1956)." Ph.D. diss., Louisiana State University, 2002.
- Wolper, Gregg. "The Origins of Public Diplomacy: Woodrow Wilson, George Creel, and the Committee on Public Information." Ph.D. diss., University of Chicago, 1991.

Photographic Credits

Figures [1](#), [2](#), [3](#): The Alan Mason Chesney Medical Archives of The Johns Hopkins Medical Institutions

Figures [4](#), [5](#): American Review of the Respiratory Diseases; Reuben Ramphal, Werner Fischlschweiger, Joseph W. Shands, Jr., and Parker A. Small, Jr.; “Murine Influenzal Tracheitis: A Model for the Study of Influenza and Tracheal Epithelial Repair” Vol. 120, 1979; official journal of the American Thoracic Society; copyright American Lung Association.

Figure [6](#): National Museum of Health and Medicine (#NCP-1603)

Figures [7](#), [8](#), [15](#), [17](#), [22](#): Courtesy of the National Library of Medicine

Figures [9](#), [23](#), [24](#), [25](#): Courtesy of the American Red Cross Museum. All rights reserved in all countries.

Figure [10](#): Library of the College of Physicians of Philadelphia

Figures [11](#), [12](#): Temple University Libraries, Urban Archives, Philadelphia, Pennsylvania

Figures [13](#), [14](#): National Archives

Figure [16](#): Courtesy of the Rockefeller Archive Center

Figure [18](#): The Schlesinger Library, Radcliffe Institute, Harvard University

Figure [19](#): Courtesy of The Bureau of Naval Medicine

Figure [20](#): Courtesy of The Naval Historical Center

Figure [21](#): California Historical Society, Photography Collection (FN-30852)

Figure [26](#): Courtesy of Professor Judith Aronson

Figure [27](#): Courtesy of Dr. Thomas Shope

Photographic Insert




1. William Henry Welch, the single most powerful individual in the history of American medicine and one of the most knowledgeable. A wary colleague said he could “transform men’s lives almost with the flick of a wrist.” When Welch first observed autopsies of influenza victims, he worried, “This must be some new kind of infection or plague.”



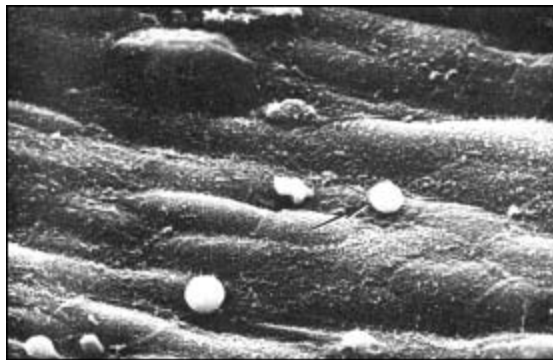
2. Welch and John D. Rockefeller Jr. (on the right) together created the Rockefeller Institute for Medical Research (now Rockefeller University), arguably the best scientific research institution in the world. Simon Flexner (on the left), a Welch protégé, was the institute's first head; he once said that no one could run an institution unless he had the capacity to be cruel.



3. Flexner brought the mortality rate for the most common bacterial meningitis down to 18 percent in 1910 without antibiotics. Today, with antibiotics, the mortality rate is 25 percent.



4. A dense jungle-like growth of epithelial cells covers a healthy mouse trachea.




5. Only seventy-two hours after infection the influenza virus transforms the same area into a barren and lifeless desert. White blood cells are patrolling the area, too late.





6. The virus swept first through military bases, where men were jammed together despite the objections of Welch and Army Surgeon General William Gorgas. This is an army emergency hospital, probably a ward for convalescents.



7. Army Surgeon General William Gorgas was determined that this would be the first war in which fewer American soldiers died of disease than from combat.



8. Rupert Blue, the civilian surgeon general and head of the U.S. Public Health Service, was a master bureaucrat but failed to heed warnings of, seek advance information about, or prepare for the epidemic.



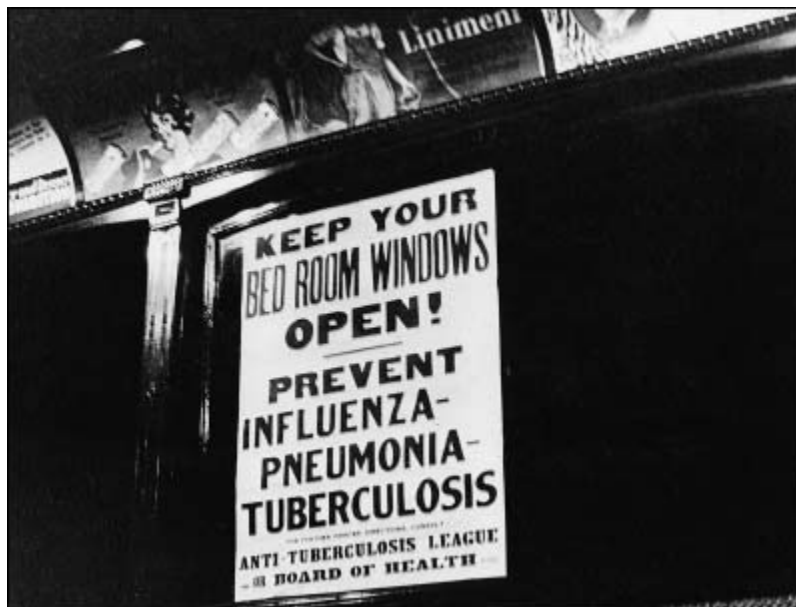
9. Massachusetts was the first state to suffer huge numbers of civilian deaths. This is a hospital in Lawrence.



10. In Philadelphia the number of dead quickly overwhelmed the city's ability to handle bodies. It was forced to bury people, without coffins, in mass graves and soon began using steam shovels to dig the graves.



11.



12.

Posters and handouts spread warnings and advice. They also spread terror.



13. The two messages in this photograph—the policeman’s protective mask and patriotism—epitomized a conflict of interest in public officials.



14. All New York City workers wore masks. Note the absence of traffic on the street and pedestrians on the sidewalk. The same silent streets were seen everywhere. In Philadelphia a doctor said, “The life of the city had almost stopped.”



15. Oswald T. Avery as a private, when the Rockefeller Institute became Army Auxiliary Laboratory Number One.



16. A very in later life. Persistent and tenacious, he said, “Disappointment is my daily bread. I thrive on it.” Welch asked him to find the cause of influenza. His work on influenza and pneumonia would ultimately lead him to one of the most important scientific discoveries of the twentieth century.



17. William Park, who made New York City's municipal laboratories a premier research institution. His rigorous scientific discipline, when teamed with the more creative temperament of Anna Williams [below], led to dramatic advances, including the development of a diphtheria antitoxin still in use. The National Academy of Sciences hoped they could develop a serum or vaccine for influenza.



18. Anna Wessel Williams was probably the leading female bacteriologist in the world. A lonely woman who never married, she told herself she would “rather [have] discontent than happiness through lack of knowledge,” and wondered “if it would be worthwhile to make the effort to have friends and if so how I should go about it.” From her earliest memories, she dreamed “about going places. Such wild dreams were seldom conceived by any other child.”



19. The virus moved inexorably across the country. Here navy nurses and doctors await the onslaught.





20. Military commanders tried to protect healthy men; at Mare Island in San Francisco sheets were hung in barracks to screen men from each other's breathing.



21. In most cities all public meetings were banned, all public gathering places—churches, schools, theaters, and saloons—closed. Most churches simply canceled services but this one in California met outdoors, a technical violation of the closing order but a response to the congregation’s need for prayer.



22. Rufus Cole, the Rockefeller Institute scientist who had led the successful effort to develop a pneumonia vaccine and treatment just before the outbreak of the epidemic. He also made the Rockefeller Institute Hospital a model for the way clinical research is conducted, including at the National Institutes for Health.



23.



24.




25.

Seattle, like many other places, became a masked city. Red Cross volunteers made tens of thousands of masks. All police wore them. Soldiers marched through the city's downtown wearing them.



26. More than one scientist called Paul A. Lewis “the brightest man I ever met.” As a young investigator in 1908 he proved polio was caused by a virus and devised a vaccine that was 100 percent effective in protecting monkeys. It would be half a century before a polio vaccine could protect man. He too was one of the prime investigators searching for the cause of influenza, and a cure or preventative. Ultimately his ambition to investigate disease would cost him his life.



27. In the late 1920s Richard Shope, Lewis's protégé, unearthed a crucial clue in the search for the cause of influenza. While Lewis went to Brazilian jungles to investigate yellow fever, Shope continued his pursuit of influenza. He was the first to prove a virus caused the disease.

*The effort to correlate treatments and results has not yet triumphed. A “new” movement called “evidence-based medicine” has emerged recently, which continues to try to determine the best treatments and communicate them to physicians. No good physician today would discard the value of statistics, of evidence accumulated systematically in careful studies. But individual doctors, convinced either by anecdotal evidence from their own personal experience or by tradition, still criticize the use of statistics and probabilities to determine treatments and accept conclusions only reluctantly. Despite convincing studies, for example, it took years before cancer surgeons stopped doing radical mastectomies for all breast cancers.

A related issue involves the methodology in “clinical studies”—i.e., studies using people. To stay with cancer as an example, Vince DeVita, former director of the National Cancer Institute; Samuel Hellman, a leading oncologist; and Steven Rosenberg, chief of the Surgery Branch of the National Cancer Institute coauthor a standard reference for physicians on cancer treatments. DeVita and Rosenberg believe that carefully controlled randomized studies—experiments in which random chance determines the treatment given a patient—are necessary to find out what treatment works best. Yet Hellman has argued in the *New England Journal of Medicine* that randomized trials are unethical. He believes that physicians must always use their best judgment to determine treatment and cannot rely on chance, even when the effectiveness of a treatment is unknown, even to answer a question about what treatment works best, even when the patient has given fully informed consent.

*The critics made some valid points. Clearly the attacking organism does not entirely determine whether someone gets sick. The same organism can attack two people, kill one, and not cause any symptoms in the other. An individual's genes, immune system, environment, and even such factors as stress all affect susceptibility.

As late as 1911 the head of the school training French army doctors in public health said that germs alone were "powerless to create an epidemic." But that particular view was by then an idiosyncratic, not simply minority, opinion.

*Halsted had known Welch well in New York; both of them were trying to apply science to medicine. But Halsted began studying cocaine and became addicted. His life collapsed and he moved to Baltimore to be close to Welch. Once Halsted ended his addiction, Welch gave him a chance at the Hopkins, where he linked surgery to physiological research and became the most influential surgeon in the country and arguably the world. Halsted did marry, but he was eccentric and erratic and became addicted to morphine. It was unclear if Welch knew of this addiction.

*Nonetheless, people today often demand antibiotics from physicians and the physicians too often accommodate them. But antibiotics have no effect whatsoever on viruses. Administering them serves only to increase resistance to antibiotics by bacteria: bacteria that survive exposure to antibiotics become immune to them.

*In 2001 Australian scientist Mark Gibbs advanced a theory that the influenza virus can also “recombine” its genes. Recombination means taking part of one gene and combining it with part of another gene. It is like cutting all the cards of two decks in pieces, taping the pieces together randomly, then assembling the first fifty-two for a new deck. Recombination has been demonstrated in the laboratory, but most virologists are skeptical of Gibbs’s hypothesis.

*During the Vietnam War many physician-scientists joined the Public Health Service to avoid the draft. But their work did go on as usual. They were assigned to the National Institutes of Health, which enjoyed some of its most productive years in history because at the influx of talent.

*It would seem nurses needed their status protected. In the summer of 1918, the Treasury Department informed the secretary of war that army nurses taken captive, unlike soldiers, were not entitled to pay while they were prisoners of war. Outrage later forced a reversal of this policy.

*-When antibiotics first appeared in the late 1930s and 1940s, they performed like magic, and much of this research was abandoned; in the early 1960s, public health officials were declaring victory over infectious disease. Now, with dozens of strains of bacteria developing resistance to drugs, with viruses gaining resistance even faster, with such diseases as tuberculosis, once considered conquered, making comebacks, investigators have returned to searching for ways to stimulate the immune system against everything from infections to cancer.

*The same genetic lines of laboratory mice used by Avery are still in use today; the mice have been inbred since at least 1909 to be a useful tool. As one scientist at the National Cancer Institute says, "I can cure cancer in a mouse one hundred percent of the time. If you can't do that, you may as well hang it up."

*-Rosenau and Flexner had had a running but friendly competition for years. In 1911 Rosenau had shown that Flexner had made an important mistake. Two years later Rosenau won the American Medicine Gold Medal in 1913 for “proving” that stable flies transmitted poliomyelitis. Flexner proved that finding to be in error in 1915. Yet each respected the other, and they got along well. Shortly before the war, with Harvard still underfunding medical research, Flexner wrote him, “I am astonished and pained to learn that you have so small a budget for your lab,” and promptly arranged for a Rockefeller grant to him. Their cooperation was routine, for example when Rosenau asked Flexner earlier in 1918, “Please send Chelsea Naval Hospital at once sufficient antimeningitis serum for 4 patients.”

*Many mechanisms can cause bleeding in mucous membranes, and the precise way the influenza virus does this is unknown. Some viruses also attack platelets—which are necessary for clotting—directly or indirectly, and elements of the immune system may inadvertently attack platelets as well.

*For more about SARS, see [Afterword](#).

*Florence Sabin was the leading female medical scientist in the United States, the first woman to graduate from the Hopkins Medical School, the first woman full professor at any medical school in the country (at the Hopkins), and the first woman elected to the National Academy of Sciences. Sabin was not a bacteriologist or involved in influenza research, and hence is not a part of this story.